


World at War



UNHCR

Global Trends

Forced Displacement in 2014



2014 IN REVIEW

Trends at a glance

Global forced displacement has seen accelerated growth in 2014, once again reaching unprecedented levels. The year saw the highest displacement on record. By end-2014, 59.5 million individuals were forcibly displaced worldwide as a result of persecution, conflict, generalized violence, or human rights violations. This is 8.3 million persons more than the year before (51.2 million) and the highest annual increase in a single year.

13.9 million

An estimated 13.9 million individuals were **newly displaced due to conflict or persecution** in 2014. This includes 11.0 million persons newly displaced within the borders of their own country, the highest figure on record.⁽¹⁾ The other 2.9 million individuals were new refugees.

42,500

The number of individuals **forced to leave their homes per day due to conflict and persecution** increased four-fold in four years. During 2014, conflict and persecution forced an average of 42,500 individuals per day to leave their homes and seek protection elsewhere, either within the borders of their own country or in other countries. This compares to 32,200 in 2013, 23,400 in 2012, 14,200 in 2011, and 10,900 in 2010.

1. Turkey (1.59 million)
2. Pakistan (1.51 million)
3. Lebanon (1.15 million)
4. Islamic Republic of Iran (982,000)
5. Ethiopia (659,500)
6. Jordan (654,100)

Top
hosts

For the first time, Turkey became the **largest refugee-hosting country worldwide**, with 1.59 million refugees. Turkey was followed by Pakistan (1.51 million), Lebanon (1.15 million), the Islamic Republic of Iran (982,000), Ethiopia (659,500), and Jordan (654,100).

59.5 million
forcibly displaced worldwide

If these 59.5 million persons were a nation, they would make up the 24th largest in the world.

19.5 million refugees

38.2 million internally displaced persons⁽²⁾

1.8 million asylum-seekers

14.4 million under UNHCR's mandate

5.1 million Palestinian refugees registered by UNRWA

10 million

Statelessness is estimated to have affected at least 10 million persons in 2014. However, data captured by governments and communicated to UNHCR were limited to 3.5 million stateless individuals in 77 countries.

86%

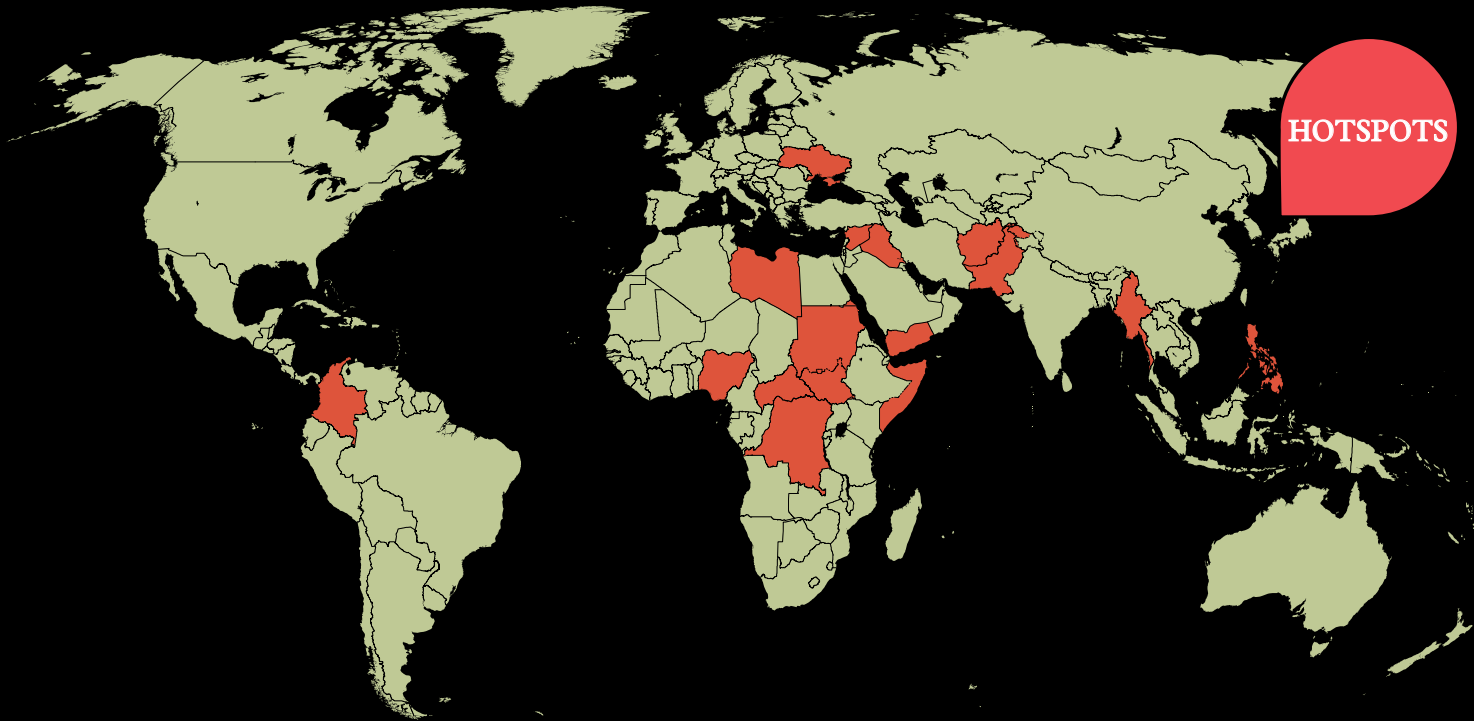
Developing regions hosted 86 per cent of the world's refugees – at 12.4 million persons, the highest value in more than two decades. The Least Developed Countries provided asylum to 3.6 million refugees or 25 per cent of the global total.

5.9 million

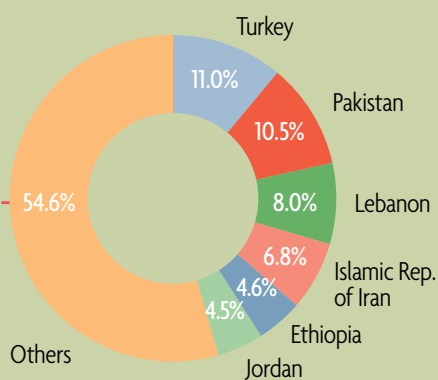
More than 5.9 million refugees under UNHCR's mandate (42%) resided in countries where the **GDP per capita was below USD 5,000**.

(1) Source: Internal Displacement Monitoring Centre (IDMC) of the Norwegian Refugee Council (NRC).

(2) Ibid.



See Annex Table 2 for detailed notes.



126,800

Over the course of 2014, 126,800 refugees returned to their countries of origin. Half of these returned to the Democratic Republic of the Congo (25,200), Mali (21,000), or Afghanistan (17,800). This figure was the lowest level of refugee returns since 1983.

“ We are witnessing a paradigm change, an unchecked slide into an era in which the scale of global forced displacement as well as the response required is now clearly dwarfing anything seen before. ”

ANTÓNIO GUTERRES,
UN HIGH COMMISSIONER
FOR REFUGEES

232/1000

Lebanon hosted the largest number of refugees in relation to its national population, with 232 refugees per 1,000 inhabitants. Jordan (87) and Nauru (39) ranked second and third, respectively.

1.7 million

A record high of nearly 1.7 million individuals submitted applications for asylum or refugee status in 2014. UNHCR offices registered 245,700 or 15 per cent of these claims. With 274,700 asylum claims, the Russian Federation was the world's largest recipient of new individual applications, followed by Germany (173,100), the United States of America (121,200), and Turkey (87,800).

34,300

Some 34,300 asylum applications were lodged by unaccompanied or separated children in 82 countries in 2014, mostly by Afghan, Eritrean, Syrian, and Somali children. This was the highest number on record since UNHCR started collecting such data in 2006.

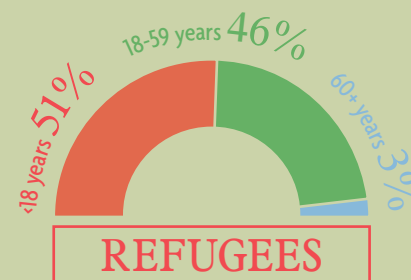
Top origins

1. Syrian Arab Republic (3.88 million)
2. Afghanistan (2.59 million)
3. Somalia (1.11 million)

More than half (53%) of all refugees worldwide came from just three countries: the Syrian Arab Republic (3.88 million), Afghanistan (2.59 million), and Somalia (1.11 million).

26 countries

During the year, UNHCR submitted 103,800 refugees to States for resettlement. According to government statistics, 26 countries admitted 105,200 refugees for resettlement during 2014 (with or without UNHCR's assistance). The United States of America admitted the highest number (73,000).



Children below 18 years of age constituted 51 per cent of the refugee population in 2014, up from 41 per cent in 2009 and the highest figure in more than a decade.



UNHCR / J. PRICKETT

This young Kurdish refugee from the Syrian Arab Republic is helped across the Turkish border, where she seeks safety with her family. They were among hundreds of thousands of Kurds that fled Kobani between September 2014 and January 2015 as fighting intensified in the area.

INTRODUCTION

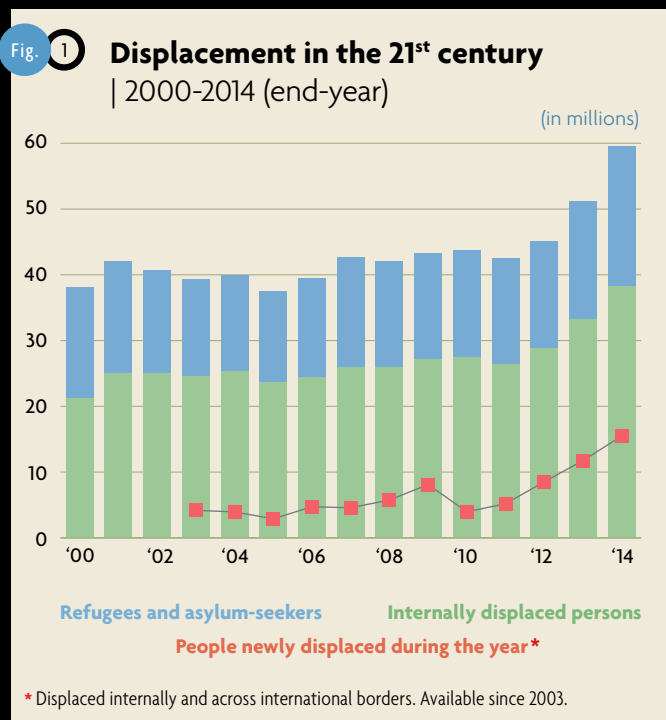
The year 2014 has seen continuing dramatic growth in mass displacement from wars and conflict, once again reaching levels unprecedented in recent history. One year ago, UNHCR announced that worldwide forced displacement numbers had reached 51.2 million, a level not previously seen in the post-World War II era. Twelve months later, this figure has grown to a staggering 59.5 million,⁽³⁾ roughly equalling the population of Italy or the United Kingdom. Persecution, conflict, generalized violence, and human rights violations have formed a ‘nation of the displaced’ that, if they were a country, would make up the 24th largest in the world.⁽⁴⁾

During this year of spiralling crises, with millions of people already forced to flee from their homes and many thousands dying while trying to get to safety, the global humanitarian system has been severely stretched. New crises have broken out in the Middle East and Africa, compounded by continuing unresolved conflicts in Afghanistan, the Democratic Republic of the Congo, Somalia, and elsewhere. In addition to the ongoing crisis in the Syrian Arab Republic, new conflicts in the Central African Republic, South Sudan, Ukraine, and Iraq, among others, have caused suffering and massive displacement. As a consequence, the combined number of refugees and internally displaced persons protected/assisted by UNHCR in 2014 increased by 11.0 million persons, reaching a record high of 46.7 million persons by year end.

It is not just the scale of global forced displacement that is disconcerting but also its rapid acceleration in recent years. For most of the past decade, displacement figures ranged between 38 million and 43 million persons annually. Since 2011, however, when levels stood at 42.5 million, these numbers have grown to the current 59.5 million – a 40 per cent increase within a span of just three years. Such growth poses challenges to finding adequate

responses to these crises, increasingly leading to the multiple displacement of individuals or secondary movements in search of safety.

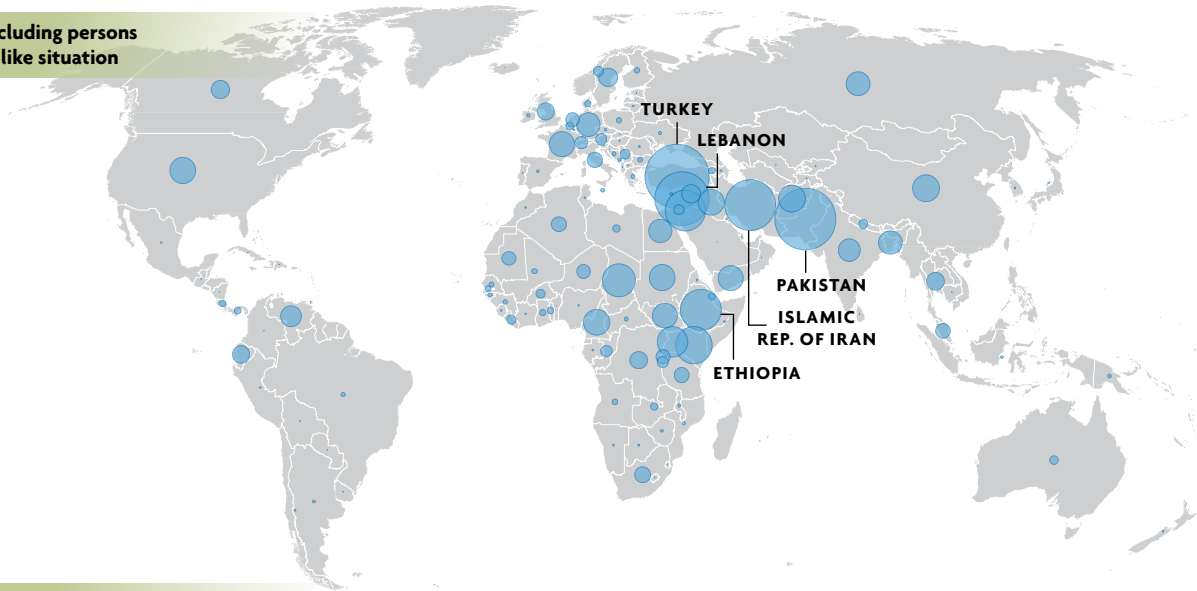
In Europe, more than 219,000 refugees and migrants crossed the Mediterranean Sea during 2014. That’s almost three times the previously known high of about 70,000, which took place in 2011



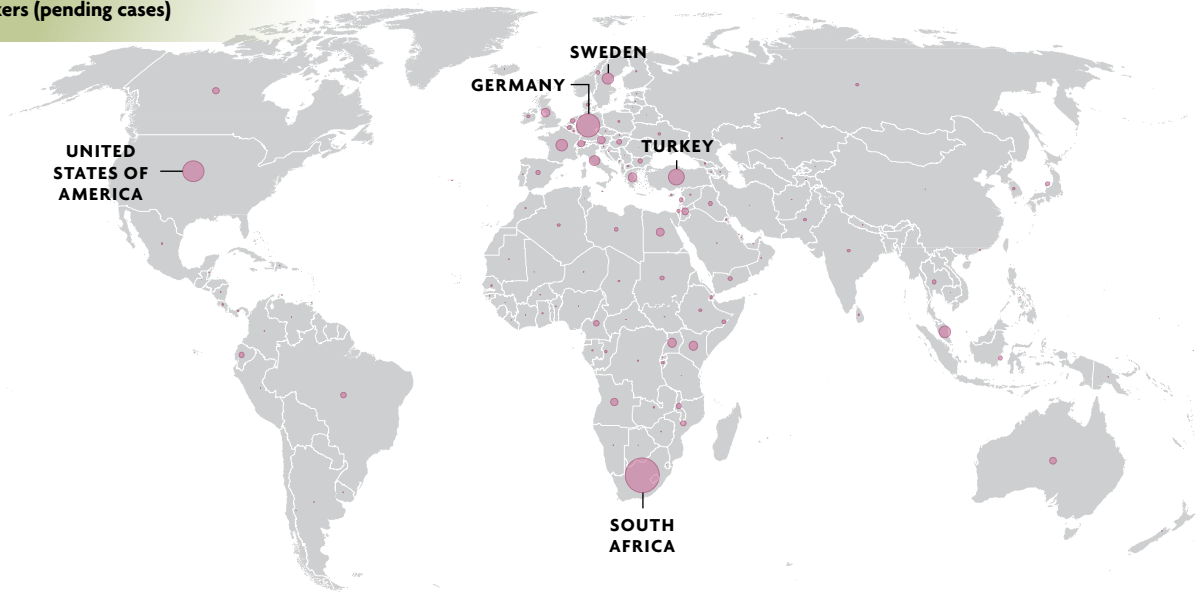
(3) These included 19.5 million refugees: 14.4 million under UNHCR’s mandate and 5.1 million Palestinian refugees registered with the United Nations Relief and Works Agency for Palestine Refugees in the Near East (UNRWA). The global figure also included 38.2 million internally displaced persons (source: IDMC) and close to 1.8 million individuals whose asylum applications had not yet been adjudicated by the end of the reporting period.

(4) Source for national populations: United Nations, Population Division, *World Population Prospects: The 2012 Revision*, New York, 2013. For the purpose of this comparison, the medium fertility variant population of 2014 has been taken into account.

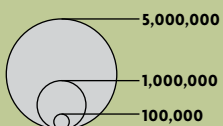
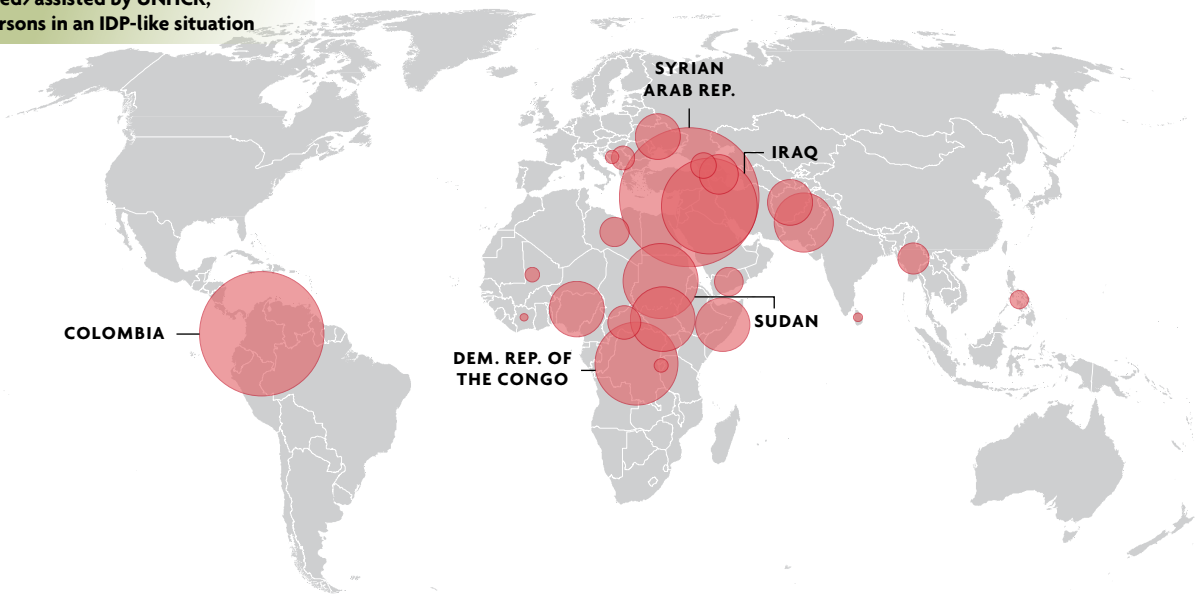
Refugees, including persons in a refugee-like situation



Asylum-seekers (pending cases)



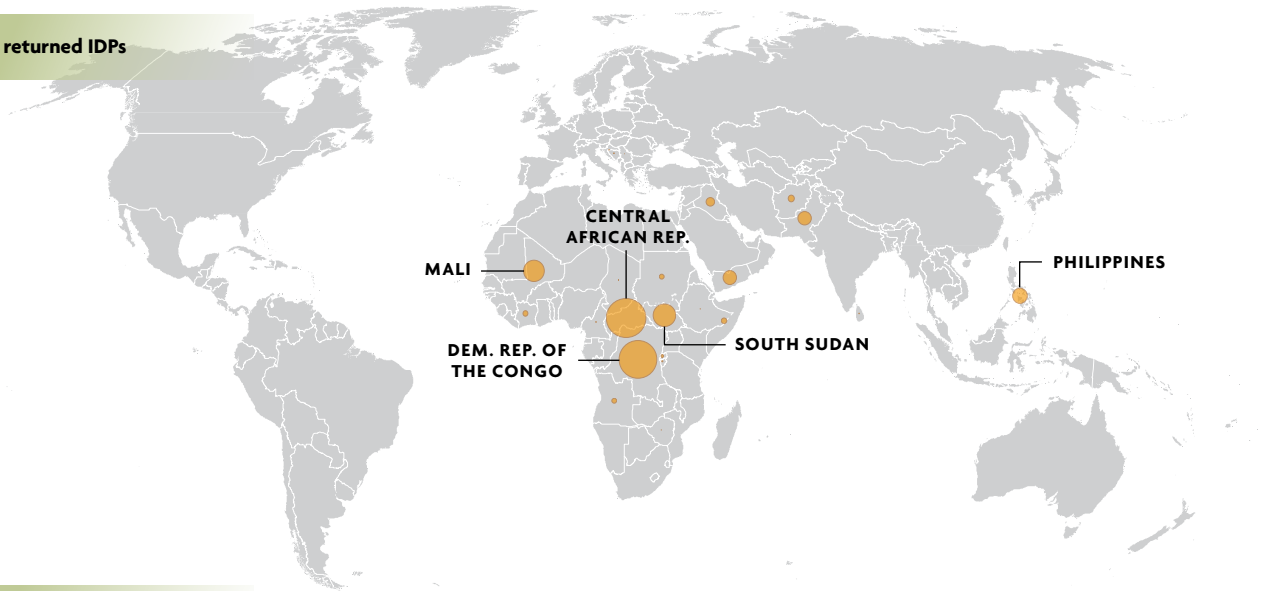
IDPs protected/assisted by UNHCR, including persons in an IDP-like situation



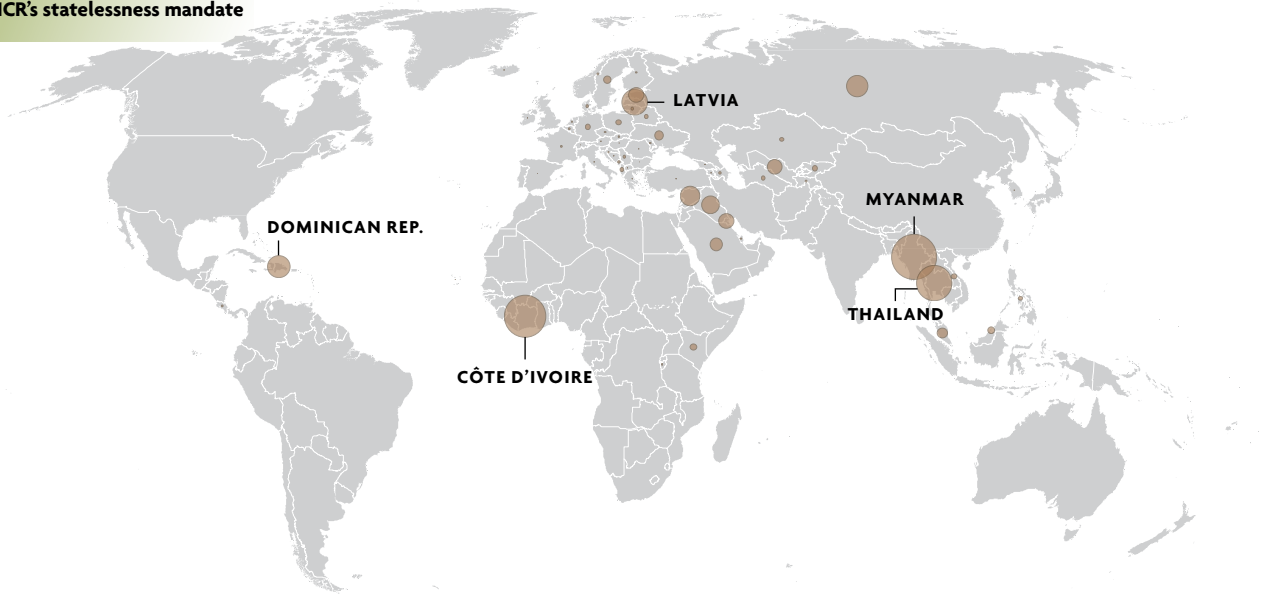
A country is listed if it features among the top-5 per population group.

The boundaries and names shown and the designations used on this map do not imply official endorsement or acceptance by the United Nations.

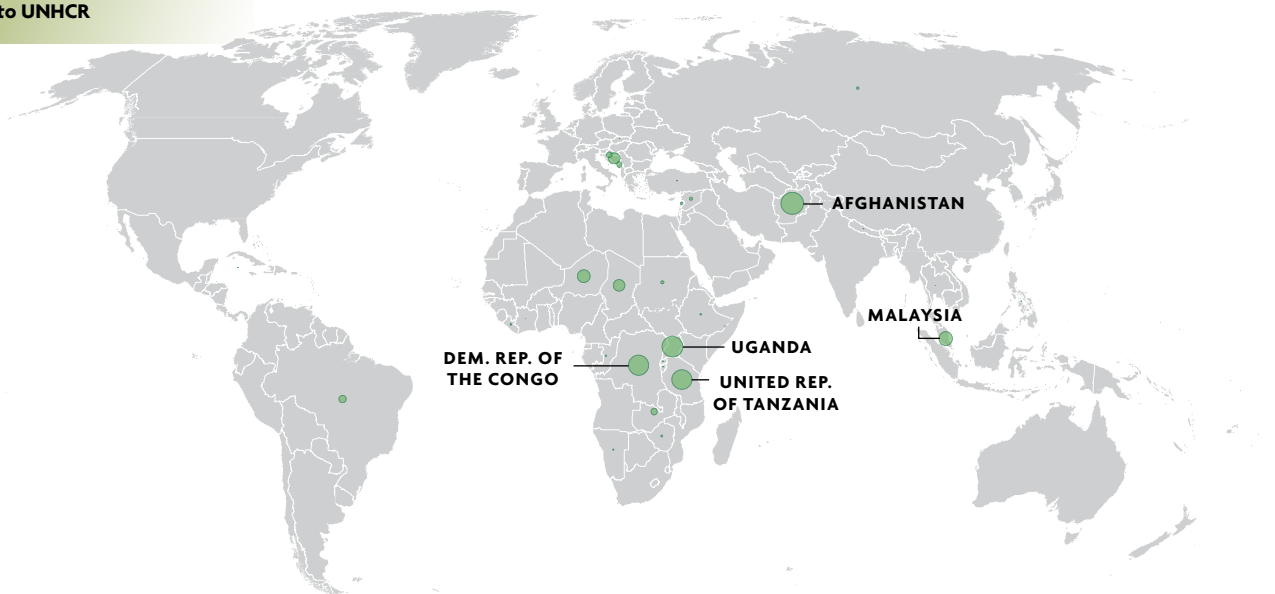
Returned refugees, returned IDPs



Persons under UNHCR's statelessness mandate



Others of concern to UNHCR





POPULATION OF CONCERN TO UNHCR

By the end of 2014, the total population of concern to UNHCR stood at an unprecedented 54.9 million persons. This includes persons who are forcibly displaced (refugees, asylum-seekers, IDPs, etc.), those who have found a durable solution (returnees), as well as stateless persons, most of whom have never been forcibly displaced. This categorization is neither identical to nor synonymous for the 59.5 million forcibly displaced persons worldwide, a figure that not only includes refugees and IDPs beyond UNHCR's mandate but also excludes returnees and stateless persons.

A detailed breakdown of UNHCR's population of concern by category and country is provided in Annex Table 1 on page 44 ●

during the 'Arab Spring'. Nearly half of these arrivals were coming from the Syrian Arab Republic and Eritrea. UNHCR has received information of over 3,500 women, men, and children reported dead or missing in the Mediterranean Sea during the year, clearly demonstrating how dangerous and unpredictable this situation has become.

While 2.9 million persons sought refuge abroad, mostly in neighbouring countries, 11.0 million⁽⁵⁾ were displaced within the borders of their countries. In addition, a record high of nearly 1.7 million persons lodged asylum claims on an individual basis during 2014. Conflict and persecution thus forced an average of 42,500 persons per day to leave their homes in 2014. This compares to 32,200 one year ago and constitutes a four-fold increase since 2010 (10,900).

The war in the Syrian Arab Republic, entering into its fourth year in 2014, was a major cause for the global increase. With at least 7.6 million Syrians estimated to be displaced within their country at year end, global forced displacement levels were heavily impacted by this one country. Globally, one in every five displaced persons worldwide was Syrian. The country also became the world's largest source country of refugees during 2014, overtaking Afghanistan, which had held this position for more than 30 years. The escalating crisis in the Syrian Arab Republic resulted in Turkey becoming the world's largest refugee-hosting country, a ranking that had been occupied by Pakistan for more than a decade.

Although a number of breakthroughs in Africa brightened prospects for some refugees in 2014, durable solutions remain a distant dream for the vast majority. Globally, only 126,800 refugees were able to return to their country of origin during the year, the lowest annual level in three decades. In contrast, UNHCR submitted 103,800 refugees for resettlement in 2014, some 10,000 more than in 2013. Nevertheless, the number of refugees considered to be in protracted situations⁽⁶⁾ was 6.4 million at year end.

Today, more than half of the world's refugees are children, a figure that has increased consistently. The number of unaccompanied or separated children filing an asylum application during the year also continued to increase, surpassing the figure of 34,000 for the

first time since UNHCR started systematically collecting such information in 2006. In previous years, this figure had never exceeded 25,000.

In November 2014, UNHCR launched a global campaign to end statelessness within a decade, building on the momentum created by a public awareness of the problem and a greater willingness by States to address it. This was only the first step in what will be a sustained effort, working closely with governments and civil society, to bring about the legislative changes necessary both to prevent new cases of statelessness and to resolve existing situations by 2024. Despite the progress in recent years, collecting reliable statistics on stateless populations remains a challenge. While UNHCR estimates that at least 10 million persons were stateless globally in 2014, statistics included in this report cover only some 3.5 million persons reported officially to UNHCR.⁽⁷⁾

This report analyzes statistical trends and changes from January to December 2014 for the populations for whom UNHCR has been entrusted with a responsibility by the international community. This includes refugees, asylum-seekers, returnees, stateless persons, and certain groups of internally displaced persons, collectively referred to as 'persons of concern'.⁽⁸⁾ The data presented are based on information available as of 8 May 2015, unless otherwise indicated.

The figures in this report are based on data reported by governments, non-governmental organizations, and UNHCR. The numbers are rounded to the closest hundred or thousand. As some adjustments may appear in the *2014 Statistical Yearbook*, to be released later this year, the figures contained in this report should be considered as provisional and may be subject to change. Unless otherwise specified, the report does not refer to events occurring after 31 December 2014. ■

⁽⁵⁾ Source: IDMC.

⁽⁶⁾ Defined as a situation in which 25,000 or more refugees of the same nationality have been in exile for five years or longer in a given asylum country.

⁽⁷⁾ Refugees, asylum-seekers, and internally displaced persons who are also stateless persons are not included in this figure but are reflected in the figures relating to the relevant refugee, asylum-seeker, or IDP groups.

⁽⁸⁾ See p. 56 for a definition of each population group.

REFUGEE POPULATION

The global number of refugees under UNHCR's mandate, including persons in refugee-like situations,⁽⁹⁾ was estimated at 14.4 million at year end, some 2.7 million more than at the end of 2013 (+23%). This was the highest level since 1995, when an estimated 14.9 million persons were considered to be refugees at year end. Historical refugee data suggest that such a year-to-year net increase is almost unprecedented in UNHCR's existence. Only in 1980 and 1990 were net increases of more than 2 million refugees recorded during the year (+2.2 and +2.7 million, respectively).

Some 1.55 million Syrian refugees were newly registered and granted temporary protection during the year, mainly in neighbouring countries, while an additional 96,100 were granted international protection on an individual basis. Armed conflict, human rights violations, and violence also heavily affected sub-Saharan Africa, where hundreds of thousands fled their country in 2014, notably from South Sudan, the Central African Republic, Eritrea, the Democratic Republic of the Congo, and Somalia. While 283,500 individuals fled outbreaks of violence in Pakistan and sought refuge in Afghanistan, the same is true for hundreds of thousands of Ukrainians who fled to the Russian Federation and other countries in Europe. Further increases in global refugee figures result from revisions of refugee estimates in the Islamic Republic of Iran, as explained further below. Refugee numbers were reduced through the return of 126,800 refugees, primarily to the Democratic Republic of the Congo, Mali, Afghanistan, and Angola.

RESETTLED REFUGEES IN UNHCR'S STATISTICS

Over the past 10 years, some 900,000 refugees have arrived in industrialized countries through resettlement programmes. They are not included in UNHCR's refugee statistics, owing to the fact that they have found a durable solution. However, they do remain of concern to UNHCR. ●

Table 1 shows that 3.8 million refugees, or about one quarter (27%) of the global total, were residing in countries covered by UNHCR's Asia and Pacific region. Of these, almost 2.5 million were Afghans (64%) in Pakistan and the Islamic Republic of Iran. Sub-Saharan Africa was host to 3.7 million of all refugees (26%), primarily from Somalia (753,000), Sudan (627,000), South Sudan (615,300), the Democratic Republic of the Congo (487,800), the Central African Republic (410,400), and Eritrea (239,600). Europe hosted some 3.1 million refugees (22%), particularly from the Syrian

⁽⁹⁾ Three quarters of the 694,500 people in a refugee-like situation were located in Bangladesh, the Bolivarian Republic of Venezuela, Ecuador, and Thailand.

Arab Republic (1.7 million), Ukraine (234,600), and Iraq (132,200), with Turkey alone hosting 1.6 million (51%). The Middle East and North Africa region hosted around 3.0 million or 21 per cent of the world's refugees, mainly from the Syrian Arab Republic (2.2 million). Finally, with 769,000 refugees, the Americas region hosted the smallest share (5%) of refugees globally, with Colombians (357,900) continuing to constitute the largest proportion.⁽¹⁰⁾

The Syrian crisis continued to have a major impact on refugee figures in the Middle East and North Africa region. Ongoing conflict in the country resulted in the number of Syrian refugees in Egypt, Iraq, Jordan, Lebanon, and other countries in the region swelling to almost 2.2 million by year end. This compares to 1.8 million at the beginning of 2014.

With 1 million Syrians newly registered in Turkey over the course of 2014, the refugee population in Europe increased sharply to 3.1 million. An additional 79,700 Syrian asylum-seekers were granted international protection on an individual basis in other European countries. In parallel, the first large-scale armed conflict on European soil since the end of the Balkan wars was another major driver of displacement across the region. Fighting in eastern Ukraine led the total number of refugees in the Russian Federation to swell to 231,800 by year end, up from 3,400 only 12 months earlier. Ukrainians constituted 98 per cent of all refugees in the Russian Federation.

In sub-Saharan Africa, the number of refugees increased for the fifth consecutive year, standing at 3.7 million by year end, some 759,000 more than 12 months earlier. Multiple refugee crises across sub-Saharan Africa in recent years have led to the highest such levels observed since 1996, when more

than 4.1 million persons benefited from refugee status in the region.

The outbreak of violence in South Sudan led to the new internal displacement of 1.5 million persons as well as outflows of half a million into surrounding countries including Ethiopia (188,500), Uganda (128,400), Sudan (115,500), and Kenya (67,000). Similarly, renewed fighting in the Democratic Republic of the Congo led to the new internal displacement of 1 million persons as well as outflows of thousands of Congolese into Uganda (13,300), Burundi (7,500), and Kenya (6,000).⁽¹¹⁾ The Central African Republic remained another hotspot during the year, with 160,300 persons fleeing, primarily into Cameroon (116,600), the Democratic Republic of the Congo (19,500), Chad (14,200), and the Republic of Congo (11,300).

The influx of Eritrean refugees into Ethiopia continued, with some 40,000 persons recognized as refugees over the course of the year, almost twice as many as a year earlier (21,400). This pushed the number of Eritrean refugees in the country to 123,800 by year end. As observed in earlier years, ongoing violence and drought in southern and central Somalia continued to force individuals to flee those areas. In 2014, 35,900 Somalis were recognized as refugees, mainly in Kenya (11,500), Ethiopia (6,300), and Yemen (17,600).

In the Americas, the refugee population decreased by around 5 per cent, to 769,000. This drop was mainly the result of a revision from

⁽¹⁰⁾ This figure includes 257,100 Colombians in Ecuador, the Bolivarian Republic of Venezuela, Costa Rica, and Panama considered to be in a refugee-like situation.

⁽¹¹⁾ Some 13,300 Congolese arriving in Uganda were granted refugee status on a prima facie basis, while 13,700 sought asylum on an individual basis. Those arriving in Burundi and Kenya went through individual refugee status determination.

TABLE 1 Refugee populations by UNHCR regions | 2014

UNHCR regions	Start-2014			End-2014			Change (total)	
	Refugees	People in refugee-like situations	Total refugees	Refugees	People in refugee-like situations	Total refugees	Absolute	%
- Central Africa and Great Lakes	508,600	7,400	516,000	625,000	37,600	662,600	146,600	28.4%
- East and Horn of Africa	2,003,400	35,500	2,038,900	2,568,000	33,400	2,601,400	562,500	27.6%
- Southern Africa	134,500	-	134,500	174,700	-	174,700	40,200	29.9%
- West Africa	242,300	-	242,300	252,000	-	252,000	9,700	4.0%
Total Africa*	2,888,800	42,900	2,931,700	3,619,700	71,000	3,690,700	759,000	25.9%
Americas	514,700	291,200	805,900	509,300	259,700	769,000	-36,900	-4.6%
Asia and Pacific	3,267,500	279,500	3,547,000	3,568,500	280,100	3,848,600	301,600	8.5%
Europe	1,771,100	11,400	1,782,500	3,089,400	18,200	3,107,600	1,325,100	74.3%
Middle East and North Africa	2,556,600	74,000	2,630,600	2,898,500	65,400	2,963,900	333,300	12.7%
Total	10,998,700	699,000	11,697,700	13,685,400	694,400	14,379,800	2,682,100	22.9%

* Excluding North Africa.



200,000 to 168,500 in the number of Colombians in a refugee-like situation in the Bolivarian Republic of Venezuela in view of a joint outreach campaign conducted between UNHCR and the National Commission for Refugees between 2010 and 2014. Overall, the United States of America hosted one third of refugees in this region, with a figure of 267,200 according to UNHCR estimates.⁽¹²⁾ Besides the Bolivarian Republic of Venezuela with 173,600 refugees at year end, Ecuador was the other major refugee-hosting country in the region, with an estimated 122,200 refugees.⁽¹³⁾

In the Asia and Pacific region, the total number of refugees, including individuals in a refugee-like situation, was estimated at more than 3.8 million at the end of 2014, a net increase of about 300,000 persons. This growth is partly explained by the Government of the Islamic Republic of Iran revising the estimated number of Afghan refugees in the country from 814,000 to 950,000 while 283,500 people from Pakistan crossed into the tribal areas of Afghanistan's Khost and Paktika provinces due to military operations in Pakistan's North Waziristan Agency. Yet refugee figures were also reduced following the non-renewal of 135,700 Proof of Registration cards for Afghan refugees in Pakistan. In addition, the voluntary repatriation of 17,500 Afghan refugees from Pakistan and the Islamic Republic of Iran, as well as the departures for re-settlement of more than 30,800 refugees out of Malaysia, Nepal, and Thailand, all facilitated by UNHCR, led to a further drop in these numbers.

COUNTRIES OF ASYLUM

The year 2014 was marked by a shift in the balance of both the main hosting and source countries of refugees, provoked by a combination of the Syrian crisis and large-scale displacement across parts of Africa. Turkey emerged as the largest refugee-hosting country in 2014, replacing Pakistan, which has occupied this rank for more than a decade. The driving factor behind the rankings of the world's four main refugee-hosting countries is the relatively recent Syrian crisis, together with the world's largest protracted refugee situation – Afghanistan. Together, Turkey, Pakistan, Lebanon,

(12) In the absence of official refugee statistics, UNHCR is required to estimate refugee populations in many of the industrialized countries. The refugee estimate for the United States of America is currently under review, which may lead to an adjustment in future reports.

(13) Figure in the Bolivarian Republic of Venezuela includes 168,500 Colombians in a refugee-like situation and about 5,100 refugees individually recognized by the National Commission for Refugees. Figure in Ecuador includes 68,300 Colombians in a refugee-like situation. All data for Ecuador pertain to the end of 2013 in the absence of updated statistics.

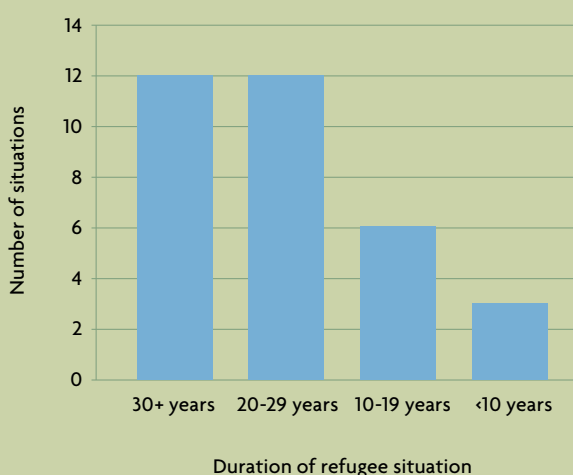
PROTRACTED REFUGEE SITUATIONS

UNHCR defines a **protracted refugee situation** as one in which 25,000 or more refugees from the same nationality have been in exile for five years or more in a given asylum country. While this criterion is applied for monitoring purposes, it does carry some statistical limitations. For instance, as long as a group of refugees from the same nationality does not reach the threshold of 25,000, it will never feature as protracted irrespective of the group's duration in exile. Further, returns and new arrivals of individuals from the same nationality can 'renew' the refugee population in a given country of asylum without this being perceptible. For instance, all refugees of a given nationality can repatriate within the same year without this population losing its status as a protracted situation if the number of new arrivals of the same nationality during the same year remains at 25,000 or more.

These limitations notwithstanding, estimating the number of refugees remaining in long-term exile is crucial from a solutions, protection, and operational perspective. Based on this definition, it is estimated that some 6.4 million refugees (45%) were in a protracted situation by the end of 2014. These refugees were living in 26 host countries, constituting an overall total of 33 protracted situations.

Estimating the average duration of years a specific situation has lasted gives an indication of how recent or protracted it is. This method looks at the year of arrival of the first significant number of refugees of a given nationality and estimates the average duration of stay thereafter for all protracted refugees of that nationality. While the average duration of the 33 protracted refugee situations at the end of 2014 is estimated to about 25 years, most of the situations (24) have been lasting for more than 20 years [see **Figure 2**]. It is important to stress that it is not necessarily individuals who are in a protracted situation themselves but rather the refugee situation as a whole. ●

Fig. 2 Protracted refugee situations by duration | end-2014



and the Islamic Republic of Iran hosted more than 5.2 million or 36 per cent of all refugees worldwide.

The top 10 refugee-hosting countries combined hosted 57 per cent of all refugees under UNHCR's mandate, with eight of these witnessing at times dramatic increases in their respective refugee figures during the year. One million Syrian refugees were registered in Turkey over the course of the year and granted temporary protection by the Government there. Combined with other refugee populations, the total number of refugees in Turkey stood at almost 1.6 million, making it for the first time the world's largest refugee-hosting country.

The refugee population in Pakistan dropped by 111,000 persons, primarily as a result of the non-renewal of 135,700 Proof of Registration cards for Afghan refugees. Voluntary repatriation and resettlement departures also contributed to this drop. As a result, Pakistan was hosting 1.5 million refugees at year end, nearly all from Afghanistan. This is the first time since 2002 that the country does not feature as the world's top refugee-hosting country.

With 403,600 Syrian refugees newly registered during the year, Lebanon remained the third-largest refugee-hosting country. By the end of 2014, Lebanon was host to 1.15 million refugees, stretching the country's socio-economic absorption capacity to its limit. This compares to just 8,000 refugees before the outbreak of the Syrian crisis in early 2011.

The Government of the Islamic Republic of Iran revised its estimated number of Afghan refugees in

the country from 814,000 to 950,000. Despite this significant increase, it dropped from the second to the fourth-largest refugee-hosting country by year end with a total of 982,000 refugees. Since the mass exodus from Afghanistan began in 1979, either Pakistan or the Islamic Republic of Iran has ranked as the world's top refugee-hosting country for 33 out of the past 36 years. Pakistan was the top country for 22 of those years, while the Islamic Republic of Iran held this spot for another 11 years.

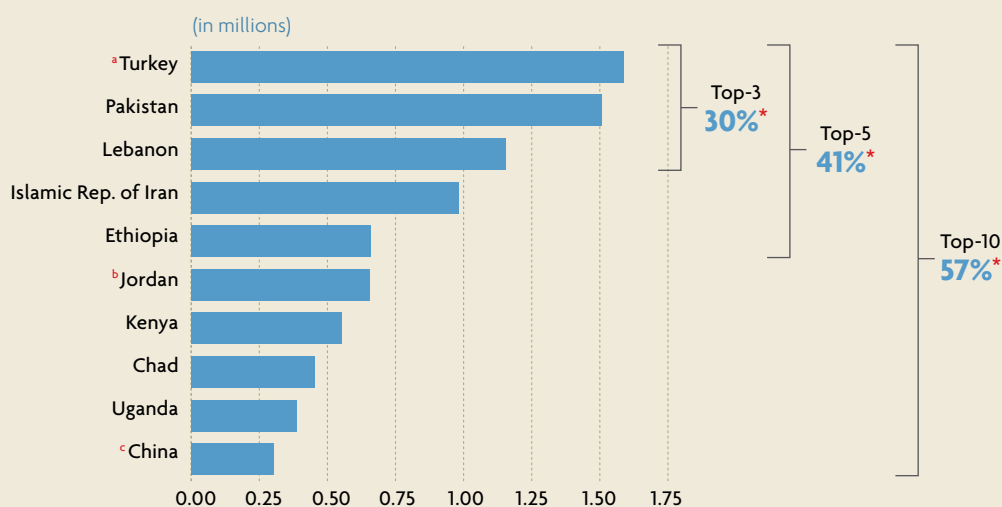
Ethiopia continued to receive new arrivals in 2014, with 235,800 persons recognized as refugees during the year, mostly from South Sudan (188,500), Eritrea (40,000), and Somalia (6,300). Since 2008, more than 582,000 refugees have arrived in Ethiopia, and by the end of 2014 the refugee population had grown to 659,500 – the fifth-largest such population in the world. As such, Ethiopia became the largest refugee-hosting country in sub-Saharan Africa, a ranking that had been held by Kenya since 2010.

Jordan was heavily affected by the Syrian crisis after having registered close to 119,000 Syrian refugees during the year. By the end of 2014, Jordan's overall refugee population stood at 654,100 and included 29,300 Iraqi refugees.⁽¹⁴⁾ It ranked as the world's sixth-largest refugee-hosting country.

With a total of 551,400 refugees, Kenya was the

⁽¹⁴⁾ The Government of Jordan estimates the number of Iraqis in the country at 400,000 individuals at the end of March 2015. This includes refugees and other categories of Iraqis.

Fig. 3 Major refugee-hosting countries | end-2014



* Reflects proportion out of global number of refugees at end-2014.

^a Refugee figure for Syrians in Turkey is a Government estimate.

^b Includes 29,300 Iraqi refugees registered with UNHCR in Jordan. The Government estimates the number of Iraqis at 400,000 individuals at the end of March 2015. This includes refugees and other categories of Iraqis.

^c The 300,000 Vietnamese refugees are well integrated and in practice receive protection from the Government of China.



REFUGEES FROM AFGHANISTAN: THE WORLD'S LARGEST PROTRACTED REFUGEE SITUATION

As fresh emergencies in the Middle East and Africa continue to attract global attention, the future of some 2.6 million Afghan refugees who have been living outside their country for over three decades still hangs in the balance. Up to 92 countries have provided a safe haven for Afghans in need of refuge, but around 95 per cent of the population is hosted by just two countries: Pakistan and the Islamic Republic of Iran.

Pakistan is hosting 1.5 million registered Afghan refugees; 67 per cent live in urban or rural areas, while 33 per cent reside in 76 refugee villages. According to figures provided by the Government, there are some 950,000 Afghan refugees in the Islamic Republic of Iran, 97 per cent of which live in urban or semi-urban areas. In addition, there are an estimated 2 million undocumented Afghans in both countries.

Since 2002, over 5.8 million Afghan refugees have returned home. More than 80 per cent of them were assisted through the largest voluntary repatriation programme in UNHCR's history. However, fewer Afghans have gone back in recent years, and returnee numbers hit an all-time low in 2014. Many continue to cite security and economic concerns as well as limited opportunities for sustainable reintegration inside Afghanistan as obstacles to return.

The regional multi-year Solutions Strategy for Afghan Refugees (SSAR), developed to identify and implement lasting solutions for Afghan refugees in the region, offers a comprehensive framework for joint action aimed at facilitating voluntary return and sustainable reintegration, while providing assistance to host countries.

The strategy prioritizes youth empowerment, including through inter-linked interventions in the field of education, as well as skills training and livelihoods support. With one of the youngest populations in the world, residing both in and outside of the country, Afghanistan is in need of such investment in order to ensure the sustainable reintegration of young returnees and capitalize on the human capital that this generation can offer in the context of future reconstruction efforts.

In 2014, Afghanistan underwent multiple transitions, including the first democratic handover of power, which led to the establishment of the National Unity Government. As such, 2015 is a pivotal year for Afghanistan, offering an unprecedented opportunity to pursue durable solutions for Afghan refugees in the region.

The new Government has shown ownership and commitment to the sustainable return and reintegration of Afghan refugees. It is critical that the international community steps up to support the Afghan Government, to ensure the necessary conditions for Afghans to return home and restart their lives in safety and dignity. A renewed commitment to the Afghan situation is imperative for the successful implementation of the Solutions Strategy, not only in the spirit of international solidarity and burden-sharing but also as a joint investment in stability and security in Afghanistan and beyond. ●

second-largest refugee-hosting country in sub-Saharan Africa by year end. This figure included 78,500 refugees who were recognized on a *prima facie* basis during the year, most of them from South Sudan (67,000). The increase in the refugee population on account of new arrivals was partly offset by a verification of registration records among Somali refugees in the Dadaab camps, leading to the deactivation of tens of thousands of individual records. It is assumed that many of these individuals had returned to Somalia spontaneously.

The refugee population in Chad increased for the 13th consecutive year, reaching a new high of 452,900 by the end of 2014. This growth was primarily due to refugee influx from the Central African Republic (14,200). Fighting in both South Sudan and the eastern part of the Democratic Republic of the Congo also impacted heavily on Uganda. Some 128,400 South Sudanese were recognized as *prima facie* refugees during 2014, as were 13,300 Congolese. By the end of the year, Uganda was the ninth-largest host country of refugees worldwide, with 385,500 persons, its highest level on record.

Finally, reported numbers of refugees in China (301,000) have remained largely unchanged since the early 1980s, placing the country as the 10th-largest refugee-hosting country for 2014.

COUNTRIES OF ORIGIN

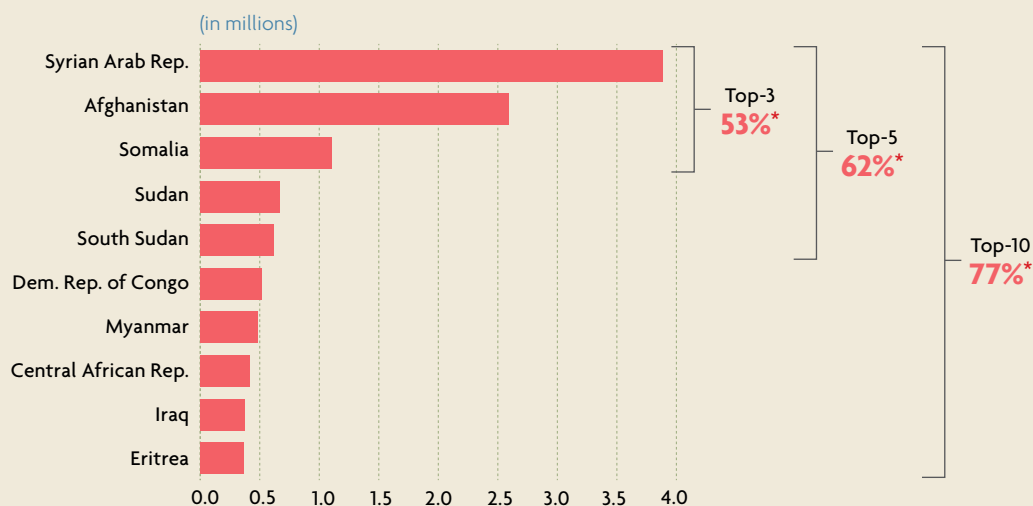
By the end of 2014, the Syrian Arab Republic had become the world's top source country of refugees,

overtaking Afghanistan, which has held this position for more than three decades. With Somalia as the third-largest source country, these three countries together accounted for 7.6 million or more than half (53%) of all refugees under UNHCR's responsibility at the end of 2014. While Afghanistan and Somalia were listed among this top three for a number of years, the Syrian Arab Republic did not feature among even the top 30 source countries just three years ago. This turnaround clearly demonstrates the rapid deterioration of the situation in that country.

With close to 3.9 million refugees in 107 countries, the Syrian Arab Republic became the leading country of origin of refugees in 2014. Adding the estimated 7.6 million persons displaced within the country makes Syrians the largest displaced population worldwide. Today, on average, almost one out of every four refugees is Syrian, with 95 per cent located in surrounding countries. The last time such a high refugee figure was observed was in 2001, when 3.8 million Afghans were reported as refugees worldwide. Outside the immediate region, Germany hosted the largest number of Syrians in 2014, an estimated 41,000 persons.

Conflict in the Syrian Arab Republic forced 1.55 million persons to flee abroad in 2014, mainly to neighbouring countries. Turkey (1.56 million; Government estimate), Lebanon (1.15 million), Jordan (623,100), Iraq (234,200), and Egypt (138,400) were shouldering the largest burden in hosting

Fig. 4 Major source countries of refugees | end-2014



* Reflects proportion out of global number of refugees at end-2014.

Syrian refugees by the end of 2014. In addition, Syrians lodged some 175,000 individual asylum applications worldwide during the year, most of them in Europe.

Afghans were the second-largest refugee group under UNHCR's mandate, with some 2.6 million persons at the end of 2014. As in previous years, Pakistan and the Islamic Republic of Iran were the main hosting countries of this population, with 1.5 million and 950,000 refugees, respectively. Together, these two countries accounted for 95 per cent of all Afghan refugees worldwide. In addition, Germany hosted 27,800 Afghan refugees. In the Islamic Republic of Iran, the Government's upward revision of the number of Afghan refugees in that country (from 814,000 to 950,000) was partly offset by the combined voluntary repatriation and resettlement departures of roughly 20,000 Afghans. The non-renewal of 137,500 Proof of Registration cards for Afghan refugees in Pakistan further decreased the size of this population.

Somalis remained the third-largest refugee group under UNHCR's mandate with some 1.11 million persons at the end of 2014, a figure almost unchanged since the end of 2013 (1.12 million). The large-scale arrivals of hundreds of thousands Somalis into Kenya and Ethiopia witnessed during some previous years slowed considerably in 2014. Nevertheless, a total of 35,900 Somalis sought international protection during the year, notably in Yemen (17,600), Kenya (11,500), and Ethiopia (6,300).

With an estimated 666,000 refugees at year end, the number of Sudanese refugees remained relatively stable in relation to the start of the year

(648,900). Sudan was thus the fourth-largest country of origin for refugees. In contrast, the outbreak of violence in South Sudan, which started in December 2013, triggered a major outflow into neighbouring countries. The overall number of South Sudanese refugees grew from 114,400 to 616,200 within a span of just 12 months. By the end of the year, those fleeing South Sudan had found refuge predominantly in Ethiopia (251,800), Uganda (157,100), Sudan (115,500), and Kenya (89,200). As a result, South Sudan was the fifth-largest source country of refugees worldwide.

With 516,800 individuals at the end of 2014, the number of refugees originating from the Democratic Republic of the Congo reached an all-time high. This compares to 499,500 at the start of the year and is partly the result of 44,000 Congolese being recognized as refugees during the year, notably in Uganda (25,600),⁽¹⁵⁾ Burundi (6,800), and Kenya (3,400). These increases were partly offset by the return of 25,100 Congolese to their country in addition to 6,700 resettlement departures to third countries.

While estimates for refugees originating from Myanmar (the seventh-largest source country) remained virtually unchanged at 479,000, the number of refugees from the Central African Republic grew as conflict and violence continued in their country. As such, their number increased from 252,900 to 412,000 within the reporting period, turning the Central African Republic into the eighth-largest refugee source country. This dramatic development was particularly felt in Cameroon, where

(15) Some 13,200 Congolese were recognized on a prima facie basis, while 12,400 were recognized through individual refugee status determination.

116,600 persons were granted refugee status during the year. The Democratic Republic of the Congo (19,500), Chad (14,200), and the Republic of Congo (11,300) were other countries affected by the influx.

Iraqis dropped to the ninth-largest refugee group in 2014 with 369,900 persons, mainly in the Syrian Arab Republic (146,200), Germany (41,200), the Islamic Republic of Iran (32,000),⁽¹⁶⁾ and Jordan (29,300).⁽¹⁷⁾ This is lower than the figure reported at the end of 2013 (401,500), as the Government of the Islamic Republic of Iran revised its number of Iraqi refugees in that country from 43,300 to 32,000.

With 363,100 refugees at the end of the reporting period, Eritrea occupied the 10th place among the major source countries. This figure has now increased for a sixth consecutive year, starting in 2008 when the number of Eritrean refugees was estimated at 186,400. Since then, in light of continuous arrivals into Ethiopia and Sudan, among others, this number has almost doubled. The majority of Eritrean refugees reside in Ethiopia (123,800), Sudan (109,200), Israel (32,700), and European countries (81,100).

Other main source countries of refugees were Colombia, Pakistan, and Ukraine. The number of Colombian refugees (360,300)⁽¹⁸⁾ decreased by 36,300 persons compared to the start of the year, mainly as a result of a revision in the number in the Bolivarian Republic of Venezuela. In contrast, figures for both Pakistan and Ukraine increased dramatically. In Pakistan, some 283,500 individuals fled to Afghanistan as armed conflict in their country unfolded during the year; likewise, fighting in eastern Ukraine not only displaced more than 800,000 people within the country but also led to 271,200 persons applying for refugee status or temporary asylum in the Russian Federation.

DEVELOPING COUNTRIES ARE SHOULDERING THE RESPONSIBILITY

Developing regions⁽¹⁹⁾ have continued to receive millions of new refugees – and, during the past few years, in increasing numbers. Two decades ago, developing regions were hosting about 70 per cent of the world's refugees. By the end of 2014, this proportion had risen to 86 per cent – at 12.4 million persons, the highest figure in more than two decades. The Least Developed Countries⁽²⁰⁾ alone provided asylum to 3.6 million refugees or 25 per cent of the global total.

Comparing the size of a refugee population to the Gross Domestic Product (Purchasing Power

Fig. 5 Number of refugees per 1 USD GDP (PPP) per capita | 2014

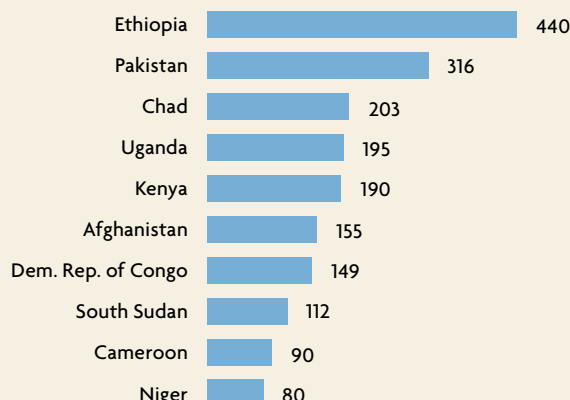
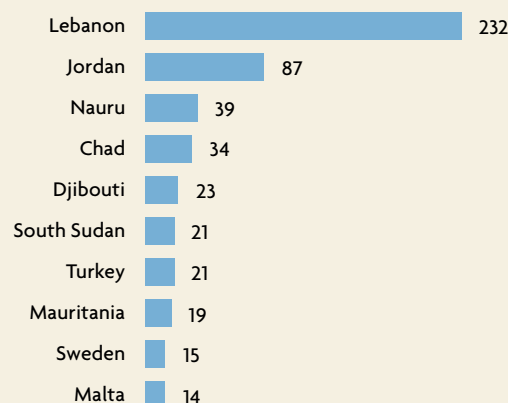


Fig. 6 Number of refugees per 1,000 inhabitants | 2014



(16) Figures for Iraqi refugees in the Syrian Arab Republic and the Islamic Republic of Iran are Government estimates.

(17) The Government of Jordan estimates the number of Iraqis in the country at 400,000 individuals at the end of March 2015. This includes refugees and other categories of Iraqis.

(18) This figure includes refugees as well persons in a refugee-like situation in Ecuador, the Bolivarian Republic of Venezuela, Costa Rica, and Panama.

(19) See <https://unstats.un.org/unsd/methods/m49/m49regin.htm#ftnc> for a list of countries included under each region.

(20) Ibid.

“ For an age of unprecedented mass displacement, we need an unprecedented humanitarian response and a renewed global commitment to tolerance and protection for people fleeing conflict and persecution. ”

ANTÓNIO GUTERRES,
UN HIGH COMMISSIONER FOR REFUGEES

Parity)⁽²¹⁾ – the GDP (PPP) – per capita or to the national population size⁽²²⁾ provides a different perspective. When the number of refugees per 1 USD GDP (PPP) per capita is high, the relative contribution and effort made by countries, in relation to their national economy, can also be considered to be high.

In 2014, the 30 countries with the largest number of refugees per 1 USD GDP (PPP) per capita were all members of developing regions, and included 18 Least Developed Countries. More than 5.9 million refugees, representing 42 per cent of the world’s refugees, resided in countries whose GDP (PPP) per capita was below USD 5,000.

Ethiopia had the highest number of refugees in relation to its national economy during the year, hosting 440 refugees per 1 USD GDP (PPP) per capita [see **Figure 5**]. Pakistan was second with 316 refugees per 1 USD GDP (PPP) per capita, followed by Chad (203), Uganda (195), Kenya (190), and Afghanistan (155). The developed country with the highest number of refugees in relation to its national economy was the Russian Federation, in 34th place, with nine refugees per 1 USD GDP (PPP) per capita.

These rankings change when the number of refugees is compared to the national population of the host country. Here the Syrian crisis displays its full effect, with Lebanon and Jordan continuing to occupy the first two places. Lebanon tops the list with 232 refugees per 1,000 inhabitants, followed by Jordan (87), Nauru (39), Chad (34), and Djibouti (23) [see **Figure 6**]. In other words, in Lebanon almost one in four inhabitants was a refugee at the end of 2014. ■

(21) Source for Gross Domestic Product (Purchasing Power Parity): International Monetary Fund, World Economic Outlook Database, April 2015 (accessed 6 May 2015).

(22) Source for national populations: United Nations, Population Division, *World Population Prospects: The 2012 Revision*, New York, 2013. For the purpose of this analysis, the medium fertility variant population of 2014 has been taken into account.

HISTORICAL REVIEW OF THE 50 MAJOR SOURCE COUNTRIES OF REFUGEES, 1980-2014



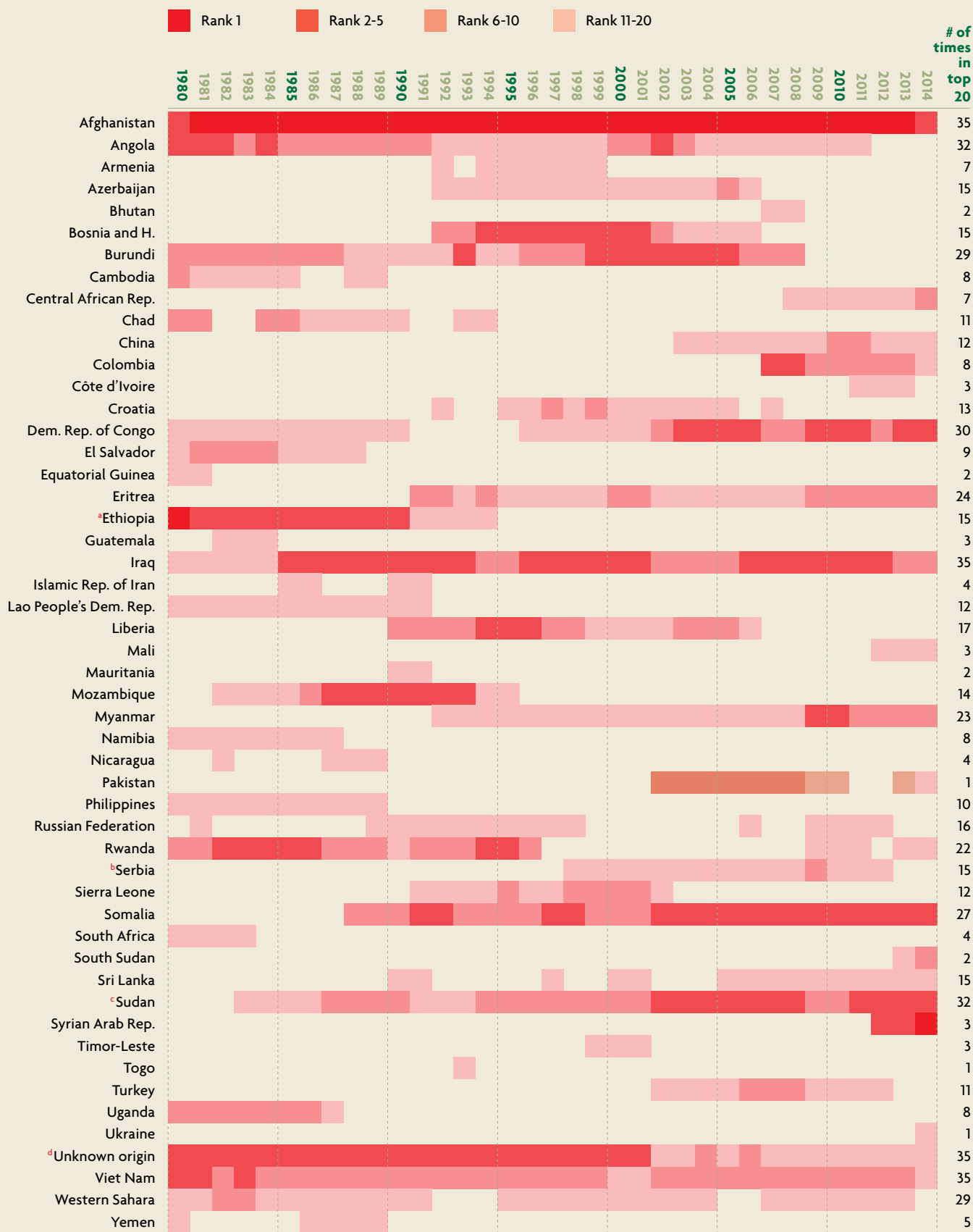
Since 1980, fifty countries have featured at least once among the top 20 source countries of refugees. In other words, a quarter of the world’s countries have to varying degrees generated significant refugee outflows in the last 35 years. Twelve have featured among the top 20 source countries in at least 20 of the 35 years, implying that war, conflict, or persecution has been occurring either consistently or repeatedly in some of these countries. In other instances, armed conflict may have ended many years ago but refugees may have opted not to return to their country of origin and are instead waiting to be locally integrated. Seven of these countries are located in sub-Saharan Africa, including Angola (32x), Sudan (32x), the Democratic Republic of the Congo (30x), Burundi (29x), Somalia (27x), Eritrea (24x), and Rwanda (22x). With the exception of Eritrea, each of these seven countries has at least once been ranked among the top five.

Afghanistan, Iraq, and Viet Nam are the only countries that have consistently been included among the top 20 source countries, with Afghanistan ranked as number one between 1981 and 2013. In 1980, Ethiopia featured on top of the list and stayed among the top 20 until 1994 before dropping out. This coincided with the independence of Eritrea a few years earlier, since most of the refugees originating from Ethiopia were in fact Eritrean. Eritrea, too, has consistently featured among the top 20 source countries since 1995.

The Syrian Arab Republic was not included among the top 20 until 2012. Since then, it has not only featured among the top 20 source countries but in fact occupied the number one spot in the rankings in 2014, replacing Afghanistan after more than three decades. ●

Fig. 7 Historical review of the 50 major source countries of refugees

This matrix depicts the annual ranking of countries of origin of refugees since 1980. Countries are listed if they featured among the top-20 at least once. Individual rankings are the result of population movements, demographic and legal changes, data revisions and re-classification of individual population groups. Palestinian refugees under UNHCR's mandate are excluded as a result of incomplete data.



^a Ethiopia: includes Eritrea until its independence in the absence of separate statistics available for both countries.
^b Serbia and Kosovo (S/RES/1244 (1999)). Includes Montenegro until its independence in the absence of separate statistics available for both countries.
^c Sudan: includes South Sudan until its independence in the absence of separate statistics available for both countries.
^d Unknown origin: Refers to refugees whose country of origin is unknown. Data availability has improved significantly over the years.



UNHCR / G. WELTERS

This Syrian refugee family fled their home in Aleppo in 2012. When bombing struck their town, ‘within 24 hours the city was destroyed,’ Ahmad recalls. They fled to Lebanon, where they shared a small flat with Ahmad’s three siblings and their children. Ahmad was able to find sporadic work, but knew his future was bleak, especially as his 6-year old son Abdullah had developed hearing problems. The family was eventually accepted to resettle in Germany under the Government’s Humanitarian Assistance Programme. They travelled to Germany in September 2013 and were among the first group of Syrians to arrive in the country under this programme.

III

DURABLE SOLUTIONS FOR REFUGEES

Protecting and finding durable solutions for refugees are core mandates of UNHCR. Hence, durable solutions remain an integral part of UNHCR's mission. This mandate is affirmed by both the 1951 Convention relating to the Status of Refugees as well as UNHCR's Executive Committee. This is in addition to regional instruments, which have strongly backed the mandate of finding permanent solutions to the plight of refugees. The need for cooperation among signatory states to find such permanent solutions is enshrined in the 1951 Convention and other similar instruments.

As a consequence, UNHCR continued to pursue its three traditional types of durable solutions for the refugee population under its mandate throughout the year – voluntary repatriation, resettlement, and local integration. It is important to emphasize that the ultimate aim of all refugees is to find a durable solution to their plight. Unfortunately, many continue to remain in exile, where such goals are far from reality.

In many instances, a durable solution is determined by factors that are often outside of UNHCR's control. Such external factors have contributed to the continuous challenges of finding durable solutions for refugees. This has particularly been the case in recent years and correlates directly with the decline in the overall number of refugee returns.

The various processes of finding durable solutions can take different and diverse forms, depending on the geographic location of refugees, among other factors. While in exile, refugees of-

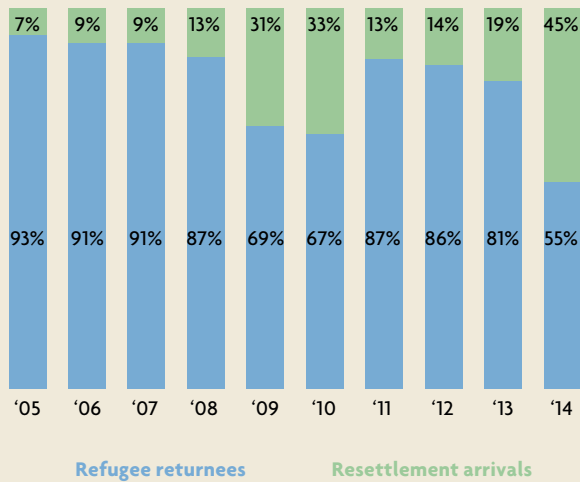
ten rely on their relative opportunities and skills to become self-reliant. To facilitate the search for a durable solution, some refugees enhance their skills through education, capacity-building, training, and work. Through such activities, refugees can both make positive contributions to their host countries and reduce their dependency on humanitarian assistance.

RETURN OF REFUGEES

When a climate of national protection is fully restored, refugees can typically return voluntarily to their country of origin in safety and dignity. It may be tempting, then, to assume that the total number of returnees can measure the safety conditions in their place of origin. In principle, however, the processes of voluntary return involve many actors and stakeholders. It is not uncommon that civil wars, political instability, and general levels of insecurity prevent or limit the number of refugee returns in a particular country or specific location of return.

Fig. 8

Distribution of resettlement arrivals and refugee returnees | 2005-2014



It is UNHCR’s view that voluntary repatriation of refugees should be exclusively based upon free and informed decisions and only when the national protection of one’s rights is guaranteed. When conditions in the country of origin are deemed to be right and safe, UNHCR in collaboration with its partners promotes and facilitates the voluntary return of refugees. These processes can range from registration and screening to repatriation agreements and packages, transportation arrangements or reception in countries of origin. During the course of the repatriation processes, particular attention is paid to returnees with specific needs in order to ensure that their requisite protection, assistance, and care are provided. This may include pregnant women or children, among others.

Of the three traditional durable solutions, voluntary repatriation ranks the highest in numerical

terms. Available data indicate that, over the past four decades, the number of refugee returns has always been higher than the total number of resettled refugees. However, with the number of refugee returns currently at a 30-year low, resettlement as both burden-sharing and a protection tool is increasingly gaining ground, as shown in Figure 8.

During the past 20 years, some 18.2 million refugees returned to their country of origin, 10.8 million of them with UNHCR’s assistance (60%). During the same period, the largest number of returnees was recorded in 2002, when 2.4 million refugees were able to return home. In general, the immediate past decade has witnessed a significantly lower number of refugee returns (5.2 million) than the preceding decade (13.0 million). This implies that many more refugees remain in exile and in a protracted situation.

During 2014, a total of 126,800 refugees returned to their country of origin, virtually all of them with UNHCR assistance.⁽²³⁾ This is the lowest number recorded since 1983, when 103,000 refugees returned during the year. The 2014 figure is also significantly below the level observed one year earlier (414,600). Clearly, wars and the general political insecurity witnessed around the world in recent years have contributed to the prevailing trends.

Refugees from 37 countries were reported to have returned home in 2014. The countries that reported the largest numbers included the Democratic Republic of the Congo (25,200), Mali (21,000), Afghanistan (17,800), Angola (14,300), Sudan (13,100), Côte d’Ivoire (12,400), Iraq (10,900), and Rwanda (5,800). These eight countries combined accounted for 95 per cent of total refugee returns during the year.

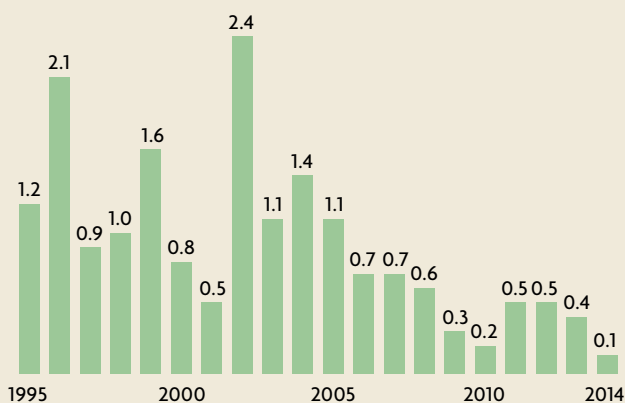
The number of countries that reported the departure of at least one refugee to his or her country dropped from 93 in 2013 to 90 in 2014. Countries of asylum with significant numbers of refugee departures included the Democratic Republic of the Congo (19,000), Chad (13,100), Pakistan (13,000), Liberia (12,200), the Republic of Congo (10,300), Burkina Faso (7,700), and the Central African Republic (7,200).

In August 2014, a convoy carrying 81 refugees from the Democratic Republic of the Congo living in the Republic of Congo crossed the border into the Democratic Republic of the Congo, marking

Fig. 9

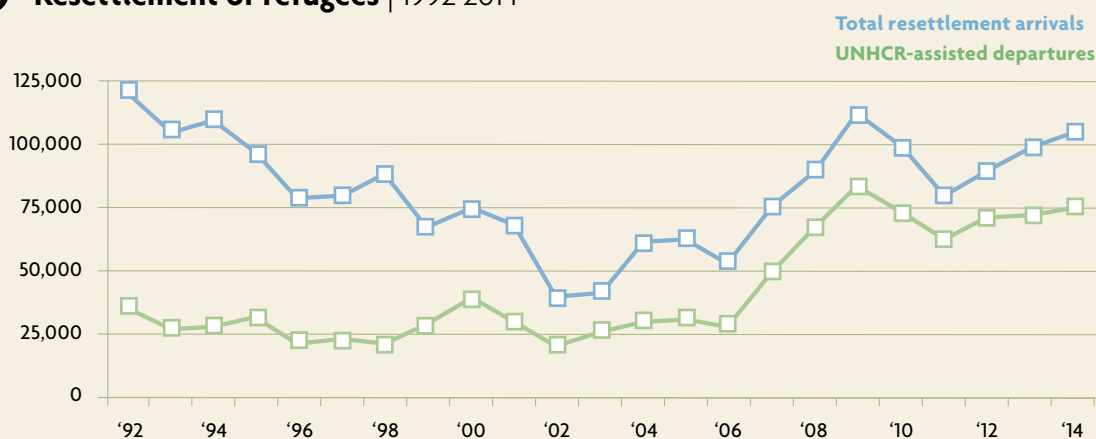
Refugee returns | 1995-2014

(in millions)



(23) Based on consolidated reports from countries of asylum (departure) and origin (return).

Fig. 10 Resettlement of refugees | 1992-2014



the end of five years in exile for the group and the final voluntary repatriation of Congolese refugees from the Republic of Congo. This group was the last of the 119,000 Congolese refugees to repatriate from the Republic of Congo with UNHCR's help since May 2012. They were among the 160,000 people who fled to neighbouring countries – 140,000 to the Republic of Congo and 20,000 to the Central African Republic – when clashes erupted over traditional fishing rights in 2009. The return of the 20,000 Congolese refugees from the Central African Republic concluded in May 2014. An additional 100,000 Congolese had also been displaced inside the Democratic Republic of the Congo's Equateur province, where the clashes began, but most returned home when conditions improved in 2011.

RESETTLEMENT

By definition, resettlement is the transfer of refugees from an asylum country to another State that has agreed to admit them as refugees and ultimately grant them permanent settlement. UNHCR is mandated by its Statute and the UN General Assembly Resolutions to undertake resettlement as one of the three durable solutions. Resettlement is unique as it is the only durable solution that involves the relocation of refugees from an asylum country to a third country. UNHCR, in cooperation with States, advocates for and negotiates the implementation of resettlement as a durable solution. In 2014, the total number of countries offering resettlement remained unchanged (27) compared to the previous year. UNHCR continues to advocate for more countries to offer resettlement places, in particu-

lar in view of the ongoing humanitarian crises in many parts of the world.

In 2014, UNHCR offices in 80 countries presented more than 103,800 refugees to States for resettlement consideration.⁽²⁴⁾ The main beneficiaries were refugees from the Syrian Arab Republic (21,200), the Democratic Republic of the Congo (18,800), Myanmar (15,200), Iraq (11,800), and Somalia (9,400). Women and girls at risk represented more than 12 per cent of total submissions, surpassing for a fourth consecutive year the 10 per cent target set to implement Executive Committee Conclusion No. 105 (2006).⁽²⁵⁾ Over four-fifths of submissions were made under three submission categories: legal and/or physical protection needs (33%), lack of foreseeable alternative durable solutions (26%), and survivors of violence and/or torture (22%).

According to government statistics, 26 countries admitted a total of 105,200 refugees in 2014. This is not only five countries more than in 2013 but also the highest level since 2009. The 2014 level represents 6,800 more than the previous year figure of 98,400. The cumulative number of resettled refugees (900,000) for the past decade is almost at par with the previous decade, 1995–2004 (923,000).

Among the 105,200 refugees admitted during the year, Iraqi refugees constituted the largest group (25,800). This was followed by those from Myanmar (17,900), Somalia (11,900), Bhutan (8,200), the Democratic Republic of the Congo (7,100), and the Syrian Arab Republic (6,400).

Under its resettlement programme, the United States of America continued to admit the largest

(24) For detailed information on UNHCR-assisted resettlement activities, see <http://unhcr.org/5568600f9.html>.

(25) See <http://www.unhcr.org/pages/49e6e6dd6.html>.



NATURALIZATION OF BURUNDIAN REFUGEES

In 2014, the Government of the United Republic of Tanzania resumed the granting of citizenship to more than 162,160 former Burundian refugees who had fled their country in 1972. Over decades, they had become largely self-reliant and were taxpaying members of society. It is estimated that 200,000 Burundian refugees and their children will benefit from the naturalization exercise. This is the first time in UNHCR's history that naturalization has been offered as a solution to such a large group of refugees in a first country of asylum.

The naturalization process started in 2007 but was halted in 2010. It was only in 2014 that all challenges impeding the process were overcome. The United Republic of Tanzania previously granted naturalization to some 32,000 Rwandan refugees in 1982, and in February 2014 it concluded the naturalization of some 3,000 Somali Bantu refugees who had fled Somalia in 1991. ●

number of refugees worldwide. It admitted 73,000 refugees during 2014, more than two-thirds (70%) of total resettlement admissions.⁽²⁶⁾ Other countries that admitted large numbers of refugees included Canada (12,300), Australia (11,600), Sweden (2,000), Norway (1,300), and Finland (1,100).⁽²⁷⁾

More than 80 UNHCR offices around the world were engaged in resettlement activities during the year. The largest number of UNHCR-assisted refugee departures left from Malaysia (11,000), Turkey (8,900), Nepal (8,500), Thailand (7,100), Lebanon (6,200), and Kenya (4,900).

LOCAL INTEGRATION

UNHCR maintains that local integration is realized when refugees integrate fully as members of the host community through legal, economic, social, and cultural processes. It is important to note that the local integration of refugees places obligations on both refugees and host governments. By extending entitlements and rights to locally integrated refugees, the host government inherently obliges/requires refugees to live up to the norms, rules, and regulations of the host country. Both host countries and refugees need to strike a balance to accept diverse cultures, beliefs, and social lives. On the one hand, refugees may be required to adapt to the cultural norms of their host country, albeit without losing their identity. On the other hand, a country of asylum will have to welcome new and diverse populations that are potentially unfamiliar to its citizens.

The legal component of the process of integration grants rights and privileges to refugees as enjoyed by the citizens of the country. In some countries, the legal process entails naturalization and the eventual acquisition of citizenship. The process of economic integration, meanwhile, re-

quires refugees to be self-reliant, often achieved by pursuing sustainable livelihood activities commensurate with the economic life of the host country. As a social and cultural process, refugees live side by side with the host population, free from discrimination or exploitation.

Only a limited number of countries publish statistics on naturalized refugees. In 2014, 27 countries did so, five less than the previous year. As a result, measuring local integration through official statistics remains a challenge, as data on the naturalization of refugees are often unreported. Similarly, the availability of data on naturalization is limited by the fact that countries often do not distinguish between naturalized refugees and non-refugees in their national statistical systems. As a consequence, effective statistical analysis on local integration is also severely limited.

In 2014, 27 countries reported the granting of citizenship to some 32,100 refugees, notably in Canada (27,200), France (2,400), the United Republic of Tanzania (1,500), and Ireland (560). ■

⁽²⁶⁾ During US fiscal year 2014, some 70,000 were resettled to the United States of America.

⁽²⁷⁾ According to the German Federal Office for Migration and Refugees, 280 refugees were resettled to Germany in 2014. An additional 7,403 persons arrived under a special Humanitarian Admission Programme (HAP) for Syrian refugees. The German Government does not consider the HAP to be a resettlement programme. Another 6,120 persons arrived under admission programmes established by the German Federal States.

IV

INTERNALLY DISPLACED PERSONS (IDPs)

The global number of internally displaced persons, as well as those protected/assisted by UNHCR, continued to rise during the year, reflecting the deteriorating situations across many countries.

The Internal Displacement Monitoring Centre estimated the global number of persons displaced by armed conflict, generalized violence, or human rights violations at the end of 2014 to be some 38.2 million.

This is unprecedented since 1989, the first year for which global statistics on IDPs are available.⁽²⁸⁾

The number of IDPs, including those in IDP-like situations,⁽²⁹⁾ who benefited from UNHCR's protection and assistance activities stood at 32.3 million at the end of 2014. This was not only the highest figure on record – and 8.3 million more than at the end of 2013 (23.9 million) – but it also constituted a five-fold increase since the introduction of the inter-agency cluster approach in January 2006.⁽³⁰⁾ Where UNHCR was engaged with IDP populations during the year, offices reported an estimated 8.6 million newly displaced persons, particularly in Iraq, the Syrian Arab Republic, the Democratic Republic of the Congo, Ukraine, South Sudan, and Pakistan. Among those countries where UNHCR was operational, some 1.8 million IDPs returned home during the reporting period, about one quarter of them with UNHCR's assistance. Figures at the end of 2014 included IDP populations in a total of 24 countries.

Several years of civil war and armed conflict in the Syrian Arab Republic brought the number of IDPs in that country to an estimated 7.6 million persons by the end of 2014, the highest number worldwide. Despite access and security constraints, UNHCR was able to assist some 4.5 million persons in the country during the year.

With 6 million internally displaced persons registered by the Government by the end of 2014, Colombia too continued to face a large displacement situation. According to Government estimates, some 137,000 Colombians were newly displaced during the course of the year.

⁽²⁸⁾ For detailed statistics on global internal displacement, see the IDMC website: www.internal-displacement.org.

⁽²⁹⁾ As in Myanmar (35,000), South Sudan (155,200), and Sudan (77,300).

⁽³⁰⁾ In December 2005, the Inter-Agency Standing Committee endorsed the 'cluster' approach for handling situations of internal displacement. Under this arrangement, UNHCR assumes leadership responsibility and accountability for three clusters: protection, emergency shelter, and camp coordination and camp management.



UNHCR / D. NAHR

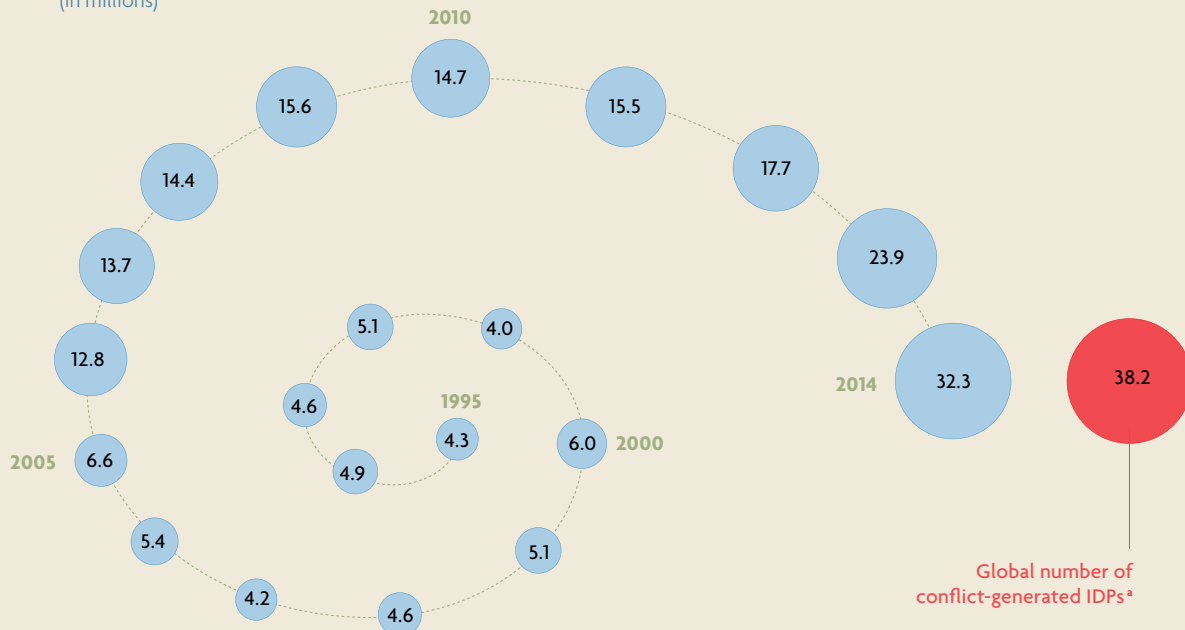
60-year old Ghazallah, who is disabled, was recently released by militants in Iraq after five months in captivity. She now lives as an internally displaced person with her brothers in an informal settlement in Dohuk. Her sister-in-law and nieces are still being held by the group. Describing the suffering she endured, Ghazallah says: 'I never thought I would see any of my family again.' She is one of some 200 IDPs from the Yazidi religious community who were escorted by UNHCR from Kirkuk to Dohuk governorate following their release by the militants. Most of those released were elderly or disabled and were traumatized and in poor health when they were released.

Fig. 11

IDPs protected/assisted by UNHCR

Includes people in an IDP-like situation since 2007

(in millions)



Source: IDMC

Iraq witnessed massive new internal displacement as a result of the Islamic State (or ‘ISIS’) offensive across multiple parts of the country. In addition to the 1 million existing IDPs who had fled violence in previous years, at least 2.6 million persons were newly displaced during 2014, bringing the year-end figure to 3.6 million IDPs.

Renewed conflict in the Democratic Republic of the Congo displaced 1 million persons during the year, bringing the year-end number of IDPs in that country to 2.8 million. On the positive side, an estimated 561,000 Congolese IDPs were able to return home during 2014, some soon after their displacement.

The fighting that broke out in eastern Ukraine in early 2014 resulted in 823,000 people becoming internally displaced by the end of the year, according to the Ukrainian State Emergency Service.

In December 2013, the anti-Balaka militia overran Bangui, the capital of the Central African Republic, leading to the internal displacement of close to 1 million people – nearly one fifth of the country’s population. The security situation in the Central African Republic remained volatile throughout 2014, with sporadic incidents of violence, at times leading to outflows into neighbouring countries. Some 438,000 people remained internally displaced, half a million less than at the end of December 2013.

The conflict in South Sudan, which erupted in December 2013, displaced more than 1.5 million

individuals within the country. Despite the return of some 200,000 IDPs during the year, the number of IDPs at the end of 2014 was estimated at 1.5 million, including some individuals who were displaced earlier. A combination of ongoing conflict and the worsening humanitarian situation in the country also fuelled a refugee exodus into Ethiopia, Kenya, Sudan, and Uganda, where hundreds of thousands of South Sudanese found refuge.

Renewed conflict and security concerns displaced at least 156,000 persons in Afghanistan in 2014, and by the end of the year the number of IDPs in that country was estimated at 805,000. Significant levels of new internal displacement caused by conflict or violence were also reported in 2014 by Nigeria (837,000 individuals),⁽³¹⁾ Pakistan (704,000), and Libya (309,000).

Although millions of individuals were newly displaced during the course of 2014, others were able to return to their place of habitual residence. In Mali, for instance, some 155,000 IDPs were able to make their ways back home, leading to a significant drop in the overall IDP figure at year end (99,800). The Central African Republic (611,000), South Sudan (200,000), and Yemen (85,000) also reported high numbers of IDP returns. ■

(31) Refers to newly identified IDPs, some of whom may have been displaced prior to 2014.



UNHCR / A. DAMATO

Syrian refugees are rescued in the Mediterranean Sea by the crew of the Italian navy ship, Grecale. They will be transferred to a larger vessel, fed and given medical treatment before being transported to the mainland.



ASYLUM-SEEKERS

The deteriorating humanitarian situation in a number of countries throughout the year is clearly reflected in the statistical data on individuals lodging asylum applications during the reporting period.

More than 1.66 million⁽³²⁾ individual applications for asylum or refugee status were submitted to States or UNHCR in 157 countries or territories during 2014, the highest level ever recorded.⁽³³⁾ While the provisional 2014 figure constituted a 54 per cent increase in asylum claims globally compared to 2013 (1.08 million), the increase in industrialized countries was an estimated 45 per cent.⁽³⁴⁾ Of the provisional total of 1.66 million asylum claims, an estimated 1.47 million were initial applications⁽³⁵⁾ lodged in ‘first instance’ procedures. The remaining 189,000 claims were submitted at second instance, including with courts or other appellate bodies.⁽³⁶⁾

In countries where national asylum systems are not in place or where States are unable or unwilling to assess asylum claims in a fair or efficient manner, UNHCR may conduct refugee status determination under its mandate. In recent years, UNHCR has registered an increasing number of individual asylum applications, but an all-time high was reached in 2014, when the organization registered 245,700 individual asylum requests, including 11,200 on appeal. In absolute

TABLE 2 New and appeal applications registered | 2011-2014

	2011	2012	2013	2014*
States	734,100	781,400	870,700	1,401,700
UNHCR	98,800	125,500	203,200	245,700
Jointly**	31,700	22,800	5,800	12,900
Total	864,600	929,700	1,079,700	1,660,300
% UNHCR only	11%	13%	19%	15%

* Provisional figure.

** Refers to refugee status determination conducted jointly by UNHCR and governments.

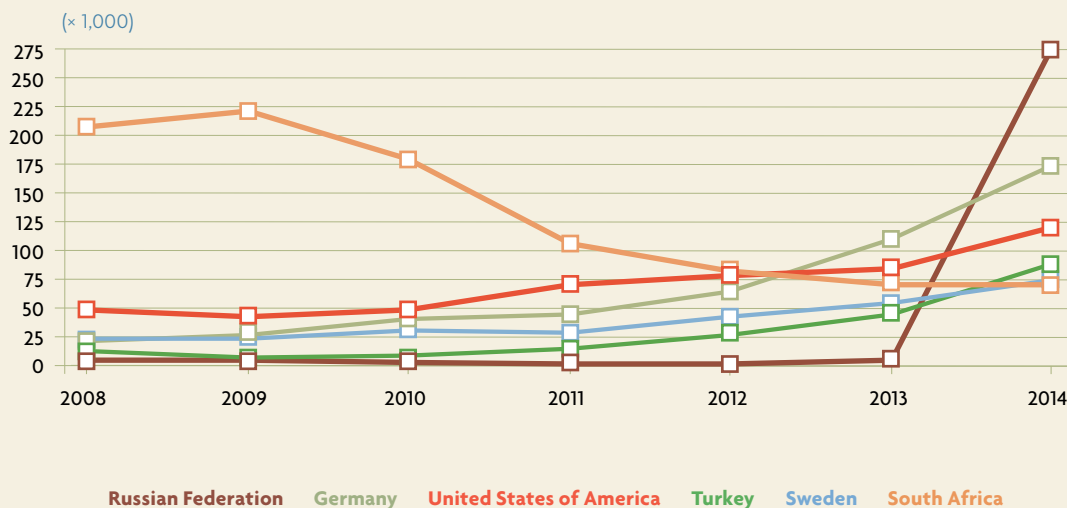
(32) Because some European countries have not yet released all of their national asylum data at the time of writing, this figure is likely to be revised later this year.

(33) This section does not include information on mass influxes of refugees, nor on those recognized as refugees on a group or prima facie basis.

(34) For a detailed analysis of asylum trends in industrialized countries, see *Asylum Trends, 2014*, UNHCR Geneva, March 2015, available at: <http://www.unhcr.org/551128679.html>.

(35) The data for some countries include a significant number of repeat claims, i.e. the applicant has submitted at least one previous application in the same or another country.

(36) Statistical information on outcomes of asylum appeals and court proceedings is under-reported in UNHCR's statistics, particularly in industrialized countries, because this type of data is often either not collected by States or not published separately.



terms, this was significantly more than the year before (203,200). In relative terms, however, the Office's share in the global number of individual asylum applications registered fell from 19 to 15 per cent. This was the direct result of some States recording significantly more individual asylum requests during 2014 than in previous years, notably the Russian Federation and Germany.

NEW INDIVIDUAL ASYLUM APPLICATIONS REGISTERED⁽³⁷⁾

With a total of 274,700 registered individual asylum requests, the Russian Federation became the largest single recipient of new individual asylum claims worldwide in 2014. This figure includes about 7,000 applications for refugee status and some 267,800 applications for temporary asylum. In previous years, the combined figure had never exceeded the 5,000 mark. Outbreak of conflict in eastern Ukraine had a major impact on the 2014 figures, in view of the fact that 271,200 or close to 99 per cent of claims in the Russian Federation were lodged by Ukrainians. The last time a country had registered a comparable figure was in 2009, when South Africa reported that 222,300 persons had lodged individual asylum requests, many of them from Zimbabwe.

The Russian Federation was followed by Germany with 173,100 new individual asylum applications registered during 2014. This figure is significantly higher than the one registered a year earlier (109,600) and the seventh consecutive annual increase for Germany. Compared to the country's low in 2007 (19,200 new claims), these figures have increased nine-fold within seven years. The 2014 level is partly attributable to a higher

number of people from the Syrian Arab Republic, Serbia and Kosovo (S/RES/1244 (1999)),⁽³⁸⁾ and Eritrea lodging individual asylum applications in Germany. The number of Syrian asylum claims in Germany more than tripled, from 11,900 in 2013 to 39,300 one year later. Eritrean asylum applications likewise almost quadrupled from 3,600 to 13,200 during the same period, while applications lodged by individuals originating from Serbia and Kosovo (S/RES/1244 (1999)) increased from 14,900 to 24,100⁽³⁹⁾ (+62%). Overall, the Syrian Arab Republic was the top country of origin of asylum-seekers in Germany, followed by Serbia and Kosovo (S/RES/1244 (1999)), Eritrea, Afghanistan (9,100 claims), and Albania (7,900 claims).

The United States of America registered an estimated 121,200 individual asylum claims in 2014, a 44 per cent increase (+36,800) from the year before.⁽⁴⁰⁾ About 42 per cent of all asylum claims in the country were lodged by asylum-seekers from Mexico and Central America. This compares to 30 per cent one year earlier and demonstrates the increasing importance of this group among asylum-seekers in this part of the world, primarily fleeing violence and persecution perpetrated by trans-

⁽³⁷⁾ Figures quoted in this section relate to new asylum applications lodged at the first instance. Appeal, court, repeat, or re-opened applications are, to the extent possible, excluded.

⁽³⁸⁾ References to Kosovo shall be understood to be in the context of Security Council resolution 1244 (1999), henceforth referred to in this document as Kosovo (S/RES/1244 (1999)).

⁽³⁹⁾ About 29 per cent of these asylum-seekers originate from Kosovo (S/RES/1244 (1999)).

⁽⁴⁰⁾ Estimated number of individuals based on the number of new cases (63,913) and multiplied by 1.393 to reflect the average number of individuals per case (Source: US Department of Homeland Security); and number of new 'defensive' asylum requests lodged with the Executive Office of Immigration Review (32,239, reported by individuals).

national organized criminal groups. For the first time, Mexico became the main country of origin of asylum-seekers in the United States of America with 14,000 claims, followed by China (13,700 claims) and El Salvador (10,100 claims).

Turkey was hosting more than 1.5 million registered Syrian refugees by the end of 2014, all covered by the Government's Temporary Protection Regime. Beyond this, however, Turkey has witnessed a sharp increase in the number of individual asylum applications registered with UNHCR in recent years. The Office registered 87,800 new individual asylum applications in Turkey during 2014, the highest figure on record and an almost doubling compared to 2013 (44,800 claims).⁽⁴¹⁾ This turned Turkey into the fourth-largest recipient of individual asylum applications worldwide – an increase mainly accounted for by Iraqi asylum-seekers, whose number doubled from 25,300 in 2013 to 50,500 a year later. As a consequence, more than half (58%) of all asylum claims registered by UNHCR in Turkey were lodged by Iraqis. Other important source countries of asylum applications were Afghanistan (15,700 claims), the Islamic Republic of Iran (8,200), and Pakistan (1,600).

Sweden ranked fifth with 75,100 new individual asylum applications received during the year, a 38 per cent increase compared to 2013 (54,300 claims). The year 2014 was the second-highest level on record, following only 1992 when more than 84,000 people, many of them fleeing the former Yugoslavia, requested asylum in Sweden. The increase is a result of an almost doubling in Syrian asylum applications, from 16,300 in 2013 to 30,300 in 2014. Since the outbreak of violence in the Syrian Arab Republic in early 2011, some 55,000 Syrians have sought international protection in Sweden, making it the second-largest recipient of Syrian asylum-seekers in Europe, after Germany (59,500 Syrian claims).

Whereas South Africa was the leading destination country of new asylum-seekers worldwide between 2008 and 2012, the country's ranking dropped in both 2013 and 2014. In 2014, 71,900 new asylum applications were registered, a marginal three per cent more than in 2013 (70,000), turning South Africa into the sixth-largest recipient of such claims. Asylum levels have gradually dropped from the 2009 peak of 222,300 claims, though as in past years Zimbabweans again lodged the majority of new asylum claims in 2014 (20,400).

The number of new individual asylum applications (63,700) registered in Italy in 2014 was at

TABLE 3 New asylum claims registered in top 10 UNHCR offices* | 2014

	2012	2013	2014
Turkey**	26,500	44,800	87,800
Jordan	2,500	6,700	29,100
Malaysia	19,400	53,600	25,700
Lebanon	1,800	2,800	14,500
Kenya	20,000	19,200	12,100
Egypt***	6,700	10,800	10,000
Cameroon	3,500	5,800	9,100
India	2,900	5,600	7,000
Pakistan***	3,900	5,200	5,800
Indonesia	7,200	8,300	5,700

* Excluding appeal/review claims.

** Includes asylum-seekers registered with UNHCR as well as asylum-seekers who have been pre-registered but who are pending official registration with UNHCR.

*** Includes appeal claims (2012-2013).

its highest point on record. The figure increased by 148 per cent compared to 2013 (25,700 claims), making Italy the seventh-largest receiving country during the reporting period. Mali was the main country of origin of asylum-seekers in Italy (9,800 claims), followed by Nigeria (9,700), Gambia (8,500), and Pakistan (7,100). While Syrians and Eritreans were the top nationalities of those arriving by sea in Italy, only a small number of these individuals applied for asylum in Italy during the year (500 and 480, respectively).

France was the eighth-largest recipient with 59,000 new individual asylum requests registered during 2014, a 2 per cent decrease compared to 2013 (60,200 claims). This relatively modest decrease can be partly attributed to a halving in the number of asylum-seekers from Serbia and Kosovo (S/RES/1244 (1999))⁽⁴²⁾ (-49%) and Albania (-43%). Overall, the Democratic Republic of the Congo was the top country of origin of asylum-seekers in France with 5,200 applications, followed by the Russian Federation (3,600 claims) and the Syrian Arab Republic (3,100).

Hungary witnessed a more than doubling in individual asylum applications during the year by registering some 41,100 new asylum claims, its highest on record and significantly more than the year before (18,600). Hungary thus ranked ninth worldwide, mainly as a result of the increase in asylum-

(41) Figures include asylum-seekers registered with UNHCR as well as asylum-seekers who have been pre-registered but who are pending formal registration with UNHCR.

(42) About 81 per cent of these asylum-seekers originate from Kosovo (S/RES/1244 (1999)).

TABLE 4 Substantive decisions taken
| 2012-2014

	2012	2013	2014*
States	627,200	590,200	941,800
UNHCR	54,400	72,100	99,600
Jointly**	18,200	500	4,400
Total	699,800	662,800	1,045,800
% UNHCR only	8%	11%	10%

* Provisional figure.

** Refers to refugee status determination conducted jointly by UNHCR and governments.

seekers from Serbia and Kosovo (S/RES/1244 (1999)), Afghanistan, and the Syrian Arab Republic. In the case of Serbia and Kosovo (S/RES/1244 (1999)), figures went up from 6,200 applications to 21,000 a year later (+240%).⁽⁴³⁾ Afghan asylum claims almost quadrupled from 2,300 to 8,500 while Syrian claims rose from 960 to 6,700 during the same period. These three groups were the main countries of origin of asylum-seekers in Hungary, accounting for roughly nine out of every 10 applications registered. However, a large number of those applying for asylum in Hungary tend to move onwards in a short space of time to other countries in the European Union.

With a record high 32,400 individual asylum applications registered during the year, Uganda ranked 10th globally for 2014, compared to the 18,800 asylum claims a year earlier. The Democratic Republic of the Congo was the most important country of origin of asylum-seekers in Uganda, with 13,700 asylum claims registered by the Government during the year. Somalia (8,400 claims) and Eritrea (3,700 claims) were other important source countries of asylum applicants in Uganda in 2014.

In 2014, UNHCR's offices registered 234,500 new individual applications for refugee status and 11,200 on appeal or for review. The office in Turkey received the largest number of new requests (87,800), followed by Jordan (29,100), Malaysia (25,700), Lebanon (14,500), and Kenya (12,100).⁽⁴⁴⁾ Six out of the 10 major recipients of individual asylum applications in 2014 listed in Table 3 experi-

enced an increase during the year. The top five UNHCR offices receiving asylum applications in 2014 registered 72 per cent of all new claims for the year. Further, four-fifths of all individual asylum applications registered by UNHCR in 2014 were concentrated in just seven countries.

BY NATIONALITY

Of the 1.47 million initial individual asylum applications registered with either UNHCR or States worldwide during 2014, Ukrainians lodged 288,600 claims – on average, every fifth claim. Even though Ukrainian asylum-seekers were reported as having applied for asylum in 67 countries or territories, 94 per cent of all applications were registered by the Russian Federation. Other important recipients of Ukrainian asylum claims were Germany (2,700 claims), Poland (2,100), Italy (2,100), and France (1,400). Total recognition rates for Ukrainian asylum-seekers show a highly divergent approach ranging from above 90 per cent in the Russian Federation and Belarus to around or below 10 per cent in Belgium, Finland, France, Poland, and the United Kingdom. In Canada, the Czech Republic, Germany, Italy, and the United States of America, total recognition rates were between 35 and 65 per cent.⁽⁴⁵⁾

Syrians lodged 171,200 new individual asylum applications in 109 countries or territories during the reporting period, underscoring this population's global dimension. Excluding the Middle East region, where Syrians enjoy temporary protection, the largest number of Syrian asylum claims was concentrated in Europe, notably Germany (39,300) and Sweden (30,300) but also in Serbia and Kosovo (S/RES/1244 (1999)) (9,800 claims), the Netherlands (8,700), and Austria (7,700). In general, recognition rates for Syrian asylum-seekers were above the 90 per cent mark in most countries.

Iraqis were the third-largest group of asylum-seekers, with a total of 100,000 new applications registered during 2014, most of them in Turkey (50,500), Jordan (20,500), Lebanon (6,300), Germany (5,300), and Sweden (1,700). Total recognition rates

(43) Virtually all of these asylum-seekers originate from Kosovo (S/RES/1244 (1999)).

(44) UNHCR in Kenya is in the process of transferring responsibility for refugee status determination to the Government. As of mid-2014, the refugee status determination procedure has been undertaken jointly between UNHCR and the Government of Kenya. The figure of 12,100 is limited to new individual asylum applications registered by UNHCR before the start of joint processing of asylum claims. Some 9,500 new individual asylum applications were registered under the joint procedure during the second half of 2014.

(45) In the absence of an internationally agreed methodology for calculating recognition rates, UNHCR uses two rates to compute the proportion of refugee claims accepted during the year. The **Refugee Recognition Rate** divides the number of asylum-seekers granted Convention refugee status by the total number of substantive decisions (Convention status, complementary protection, and rejected cases). The **Total Recognition Rate** divides the number of asylum-seekers granted Convention refugee status or a complementary form of protection by the total number of substantive decisions (Convention status, complementary protection, and rejected cases). Non-substantive decisions are, to the extent possible, excluded from both calculations. For the purpose of global comparability, UNHCR only uses these two recognition rates and does not report rates calculated by national authorities.



UNACCOMPANIED OR SEPARATED CHILDREN (UASC) SEEKING ASYLUM

Provisional data indicate that the number of unaccompanied or separated children seeking asylum on an individual basis has reached levels unprecedented since at least 2006, when UNHCR started systematically collecting this data. More than 34,300 new individual asylum applications were lodged by UASC in 82 countries in 2014, far more than in previous years. While a large number of countries reported that they had not registered a single asylum claim by an unaccompanied or separated child during the year, some were not able to report such information at all, including South Africa and the United States of America.

Sweden and Germany not only received in total the highest number of asylum applications across the European Union but also the highest number of UASC among the 82 countries reporting such statistics. Some 7,000 UASC sought asylum in Sweden during the year, almost 10 per cent of the overall total. It was mostly Afghans (1,500), Eritreans (1,500), Syrians (1,200), and Somalis (1,100) who lodged such claims. The German authorities registered 4,400 UASC claims, with principal nationalities again being Afghans (1,050 claims), Eritreans (920), Syrians (660), and Somalis (570). Sweden and Germany together registered one third of all UASC asylum applications worldwide (based on available data). Other European countries registering significant numbers of UASC seeking asylum were Italy (2,600), Austria (2,100), the United Kingdom (1,900), and Serbia and Kosovo (S/RES/1244 (1999)) (1,600).

In Asia, UNHCR offices in Indonesia and Malaysia reported having registered close to 1,100 and 450 individual UASC asylum claims, respectively, while in the Americas, Canada registered 210 UASC claims. The number of individual UASC asylum claims in the United States of America is believed to be relatively significant, though official statistics are unfortunately not available.

In sub-Saharan Africa, Kenya and Cameroon reported the highest number of UASC claims with 2,200 and 330 applications, respectively. Data on UASC for South Africa, the largest recipient of new asylum applications on the continent, are not available. Egypt and Yemen appeared to have the highest number of UASC claims in the Middle East region, with 540 and 390, respectively.

The analysis of available UASC data shows that Afghans were the largest group lodging individual asylum claims in 2014 with more than 8,600 applications registered, followed by Eritreans (4,800), Syrians (3,600), and Somalis (3,000). ●

were often above the 80 or 90 per cent mark in most of the major receiving countries. The only noticeable exceptions to this trend were Sweden (52%), Georgia (39%), and the United Kingdom (37%).

Afghan asylum-seekers filed the fourth-highest number of new applications (73,500), notably in Turkey (15,700), Germany (9,100), Hungary (8,500), Pakistan (5,700), Austria (5,100), and Indonesia (3,600). Here again, total recognition rates were above 75 per cent in Turkey, Indonesia, Italy, and Sweden but below the 25 per cent mark in Bulgaria, Hungary, and Greece.

Afghans were followed by individuals originating from Eritrea (60,000 claims), Serbia and Kosovo (S/RES/1244 (1999)) (55,500),⁽⁴⁶⁾ the Democratic Republic of the Congo (48,100), Somalia (41,100), Pakistan (35,200), and Nigeria (32,100). Out of the top 10 countries of origin for asylum applications, nine are currently facing war, conflict, or gross human rights violations. However, these figures should be considered as indicative only, because the country of origin for some asylum-seekers is unknown or undisclosed by some States.

(46) About two-thirds of these asylum-seekers originate from Kosovo (S/RES/1244 (1999)).

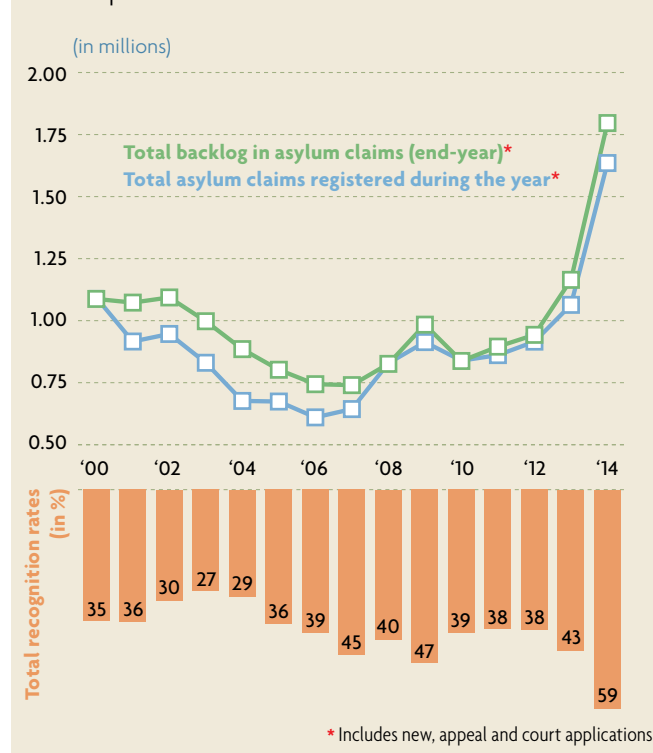
(47) Refers to decisions taken at all levels in the asylum procedure.

(48) Also referred to as 'non-substantive' decisions, which may result from the death of the applicant, no-show for interview, withdrawal of the application, abandonment of the claim, or the determination that another country is responsible for the claim ('Dublin II' procedure), among other factors.

DECISIONS

Provisional figures indicate that States and UNHCR rendered more than 1 million decisions on individual asylum applications during 2014.⁽⁴⁷⁾ These figures do not include cases that were closed for administrative reasons with no decision issued to applicants,⁽⁴⁸⁾ of which at least 350,000 such cases were reported to UNHCR in 2014.

Fig. 13 Global refugee status determination | 2000-2014





This Syrian refugee mother cradles her children on the deck of an Italian vessel after being rescued from a fishing boat that was carrying 219 people attempting to cross the Mediterranean Sea from Libya. Though exhausted, she knows she and her children are lucky to have survived the dangerous journey.



UNHCR / A. D'AMATO

UNHCR staff adjudicated 99,600 or 10 per cent of the total substantive decisions, in absolute terms the highest such figure in recent history. Data relating to individual decisions are incomplete, however, as a few States have not yet released all their official statistics. Thus, the 2014 decision data quoted in this report are not fully comparable with previous years.

Some 615,000 asylum-seekers were recognized as refugees (278,000) or given a complementary form of protection (337,000) during 2014. By contrast, around 430,800 claims were rejected on substantive grounds, a number that includes negative decisions both at the first instance and on appeal. Asylum-seekers rejected at both first and appeal instances may be reported twice, depending on methods used by governments for reporting decisions on individual asylum applications.

At the global level (UNHCR and State asylum procedures combined), the Refugee Recognition Rate (RRR) amounted to an estimated 27 per cent of all decisions taken during 2014, whereas the Total Recognition Rate (TRR) was 59 per cent. While the RRR was lower than in 2013 (32%), the TRR was significantly higher (43% in 2013). Both values are influenced by the level and type of recognition of Ukrainian asylum-seekers in the Russian Federation who were predominantly granted temporary protection rather than refugee status. Excluding these values, the RRR amounts to 35 per cent and the TRR to 46 per cent, roughly in line with previous years. At this time, however, global recognition rates are indicative, as some States have not yet reported the relevant data.

By the end of the year, close to 1.8 million individuals were awaiting decisions on their asylum claims, a figure that includes applicants at any stage of the asylum procedure. This was the highest such number in at least 15 years. The highest number of applications pending at any level in the asylum procedure was reported by South Africa (463,900), followed by Germany (226,200), the United States of America (187,800), Turkey (106,400), and Sweden (56,800). It should be noted that despite improved statistical reporting on pending asylum applications, the true number of undecided asylum cases is unknown, as many countries do not report this information. ■



UNHCR / H. CAUX

Many young girls and women support their families working in the gold mines in the Bouaflé area of Côte d'Ivoire. Most are of Burkinabè origin, but many of them do not have any kind of documentation confirming their nationality. Without these papers, it is very difficult for them to find gainful employment in the formal sector. To make ends meet, they often have to work in dangerous and unsanitary places, which are not regulated by the State. In addition to being exposed to harsh working conditions, they cannot seek legal assistance should something happen to them. As they are not officially recognized as a national of any country, life is extremely difficult.

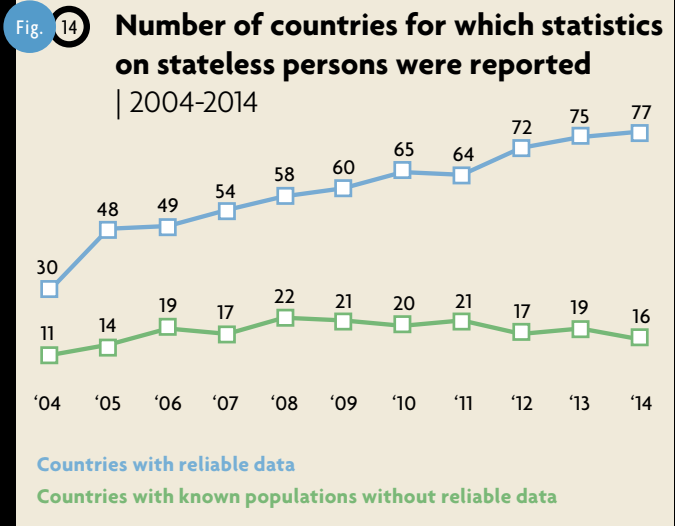
STATELESS PERSONS

Recognizing the devastating effects of being stateless, UNHCR launched the *Global Action Plan to End Statelessness: 2014–2024*.⁽⁴⁹⁾ This plan was developed in consultation with States, civil society, and international organizations, and sets out a guiding framework made up of 10 actions that need to be taken into account to end statelessness within 10 years. Successful implementation of the Plan will require improved baseline population data.

Two of the Plan's formal actions deal directly with the identification of stateless migrants and the improvement of quantitative and qualitative data on the magnitude of statelessness and the situation of stateless people. The Global Action Plan also aims to improve birth registration to prevent statelessness, and this would likewise contribute to the availability of quantitative data relevant to statelessness.

UNHCR's Executive Committee has called on the agency to undertake research 'to promote an increased understanding of the nature and scope of the problem of statelessness'. It has also encouraged States that are in possession of statistics on stateless persons, or on individuals with undetermined nationality, to share them with UNHCR.⁽⁵⁰⁾ UNHCR's statistics on those under its statelessness mandate mainly comprise stateless persons, those not considered as nationals by any State under the operation of its law. However, data from some countries also include persons of undetermined nationality.

Several methods can be used to collect statistical information on stateless persons, including civil reg-



istries, population censuses, or targeted surveys.⁽⁵¹⁾ Of particular importance are the United Nations *Principles and Recommendations for Population and Housing Census*, which underscore the importance

(49) See <http://www.unhcr.org/54621bf49.html> and <http://ibelong.unhcr.org>.

(50) UNHCR, *Conclusion on Identification, Prevention and Reduction of Statelessness and Protection of Stateless Persons*, 6 October 2006, No. 106 (LVII) – 2006, available at: <http://www.refworld.org/docid/453497302.html>.

(51) UNHCR (2012), *The State of the World's Refugees: In Search of Solidarity*, Oxford University Press, Oxford, 108-109.

of including questions related to citizenship, including on statelessness.⁽⁵²⁾ Where countries have published statistics on stateless persons derived from the *2010 World Population and Housing Census Programme*, such data have been used in this report. In addition, the Office has been working with the different bodies of the United Nations, in particular at the regional level, to further refine these recommendations on stateless persons for the *2020 World Population and Housing Census Programme*. As a result, UNHCR expects further improvements in data quality and coverage in the coming years.

This report includes only data on countries for which reliable official statistics or estimates of stateless populations were available. Despite the increased number of countries engaged in reporting and the enhanced reliability of their figures, UNHCR was unable to provide comprehensive statistics on stateless persons in all countries. A considerable gap remains between the data reported in this report and the estimated global stateless population, which numbers at least 10 million persons.⁽⁵³⁾ Annex Table 7⁽⁵⁴⁾ includes some countries (marked with an asterisk) for which UNHCR has information about the existence of significant stateless populations but for which no reliable figures were available.

By the end of 2014, statistics on persons falling under UNHCR's statelessness mandate were available for 77 countries, two more than in 2013 [see **Figure 14**]. This compared to just 30 countries in 2004 and reflected the efforts of UNHCR's offices to gather better data on statelessness. For 2014, UNHCR's offices reported a figure of almost 3.5 million stateless persons.

Progress continued to be made to reduce the number of stateless persons through the acquisition or confirmation of nationality. According to information available at the time of this report's writing, at least 37,100 stateless persons in 23 countries acquired nationality during 2014. However, this figure is likely to be revised upward as final annual statistical data become available. ■

(52) United Nations (2008), *Principles and Recommendations for Population and Housing Censuses, Revision 2*, New York, accessible at http://unstats.un.org/unsd/publication/seriesM/seriesm_67Rev2e.pdf.

(53) See *2013 Statistical Yearbook*, pp. 41-47, for a discussion on the challenges associated with enumerating the world's stateless populations.

(54) See <http://www.unhcr.org/statistics/14-WRD-table-7.xls>.

VII

OTHER GROUPS OR PERSONS OF CONCERN

UNHCR has continued to extend its protection or assistance activities to individuals it considers to be 'of concern' but who do not fall into any of the previous population categories.

These activities have been based on humanitarian or other special grounds, and they have included former refugees who were assisted to integrate locally as well as asylum-seekers rejected by States but whom UNHCR deemed to be in need of humanitarian assistance.

The number of persons in this category stood at more than 1 million by year end. One fifth of this number was made up of Afghans – former refugees who continue to face economic and security challenges in the course of reintegration. UNHCR continues to provide assistance to the most vulnerable part of this population. The situation is similar for the 109,000 former Congolese refugees who have returned from the Republic of Congo and who continue to be assisted by UNHCR and its partners.

This category also included former Angolan refugees whose refugee status had ended as a result of cessation in 2012 but whose local integration continued to be monitored by UNHCR, notably in the Democratic Republic of the Congo (43,900) and Zambia (18,200). An increasing number of host communities directly or indirectly affected by displacement are also included among those considered to be others of concern to UNHCR, as is the case for Uganda (180,000 persons). ■



UNHCR / I. PRICKETT

Kurdish refugees from the Syrian Arab Republic cross into Turkey from Kobani. They used to visit Turkey for joyful reunions with their relatives. Now, with nowhere else to turn, many are prepared for the long haul.



UNHCR / O. LABAN-MATTEI

This refugee woman from the Central African Republic struggles to take care of her family in Cameroon without the normal support structures back home.



DEMOGRAPHIC AND LOCATION DATA

Data disaggregated by demographics is not only important for the overall understanding and analysis of trends of displaced population groups, but it is also indispensable for an efficient delivery of humanitarian response. Comprehensive demographic data can greatly contribute toward an effective planning and programming response for the overall benefit of a target group of displaced persons. This type of data allows key stakeholders, including UNHCR, donors, NGOs, and governments, among others, to efficiently channel their efforts regarding a targeted segment of a given population in order to ensure maximum use of resources. Above all, the availability of demographic and location data contributes to identifying gaps in the delivery of UNHCR's protection mandate.

In view of such need, a great deal of effort has been made by UNHCR to ensure the availability of detailed demographic and location data. Collecting comprehensive demographic data in a systematic way contributes to overcoming the challenge of estimation in this area. As such, UNHCR offices around the world are requested to ensure that all population data are disaggregated by demographics, to the extent possible.

As in previous years, the availability of demographic and location data at the end of the reporting period differed from country to country and across population groups. Even though governments in industrialized countries continue to improve on how they record and disseminate disaggregated demographic data, important challenges remain. Unlike many industrialized countries, where governments

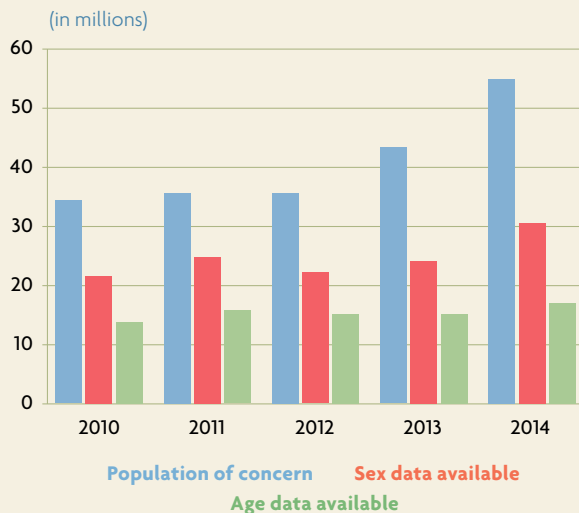
are almost exclusively in charge of refugee and asylum statistics, the contrary is true in many developing countries. Here, UNHCR and its partners are often the ones collecting primary data – and, as a result, in many developing countries detailed disaggregated demographic and location data are systematically collected and made readily available.

The uneven distribution of demographic data among the population categories poses a challenge for systematic data analysis. Similarly, the lack of uneven availability of demographic data remains a challenge for effective policy decision-making on both programme response and delivery approaches. These challenges affect consistent data comparison among the various population categories over time.

Demographic and location data coverage on refugees tends to be higher compared to other

Fig. 15

Demographic characteristics available on UNHCR's population of concern



population groups. Further, it is often disaggregated by sex, age, and location. This is particularly the case in countries where UNHCR has an operational role. In the overwhelming majority of such countries, UNHCR operates a dedicated refugee database, *proGres*,⁽⁵⁵⁾ to collect data exclusively on refugees and other populations under its mandate. This database has contributed significantly to the improvement of detailed disaggregated demographic data on refugees and asylum-seekers over the years.

DEMOGRAPHIC CHARACTERISTICS

It is important to reiterate the challenge of collecting disaggregated demographic information in a humanitarian context. The principal factor that explains this challenge is the unpredictability of emergency situations around the world. During emergencies, it tends to be challenging to collect disaggregated information, as the main focuses of an emergency response team have predominantly been protection and the provision of life-saving aid. The available records indicate that disaggregated demographic data is much better and often more readily available during stable situations than during emergencies.

In spite of such imminent challenges, UNHCR has intensified its efforts to improve its demographic data. As a result of this initiative, the total number of countries that provided information disaggregated at least by sex increased from 157 in 2013 to 164 in 2014. Compared to the previous year,

while overall data coverage did increase in absolute terms it remained unchanged in relative terms. At the end of 2014, for instance, data disaggregated by sex was available for 30.4 million persons (55%) out of the total 54.9 million included in UNHCR's statistics. This was 6.5 million more than in 2013, when such data were available for 23.9 million persons (56%).

Of the data available on almost 30.4 million persons of concern, men and women are almost at par – 15.24 million men versus 15.14 million women. This balance does not apply to children, however, where the proportion of male (4.5 million) versus female children (4.3 million) shows a slight divergence. Age-disaggregated data on persons of concern to UNHCR increased to 17.0 million, 1.7 million more than the previous year. Traditionally, the availability of age-disaggregated data has always been more challenging than for sex-disaggregated statistical information [see Figure 15].

As in previous years, demographic data coverage for refugees was better than for other population categories. Data disaggregated by sex was available for 10.2 million refugees, an increase of 1.8 million in absolute terms from the previous year. But in relative terms it increased only marginally to 71 per cent from the previous year (69%). The availability of at least sex-disaggregated data was relatively high for asylum-seekers (83%), refugee returnees (78%), others of concern (61%), and IDPs (51%), but availability of these data was fairly low for stateless persons (23%).

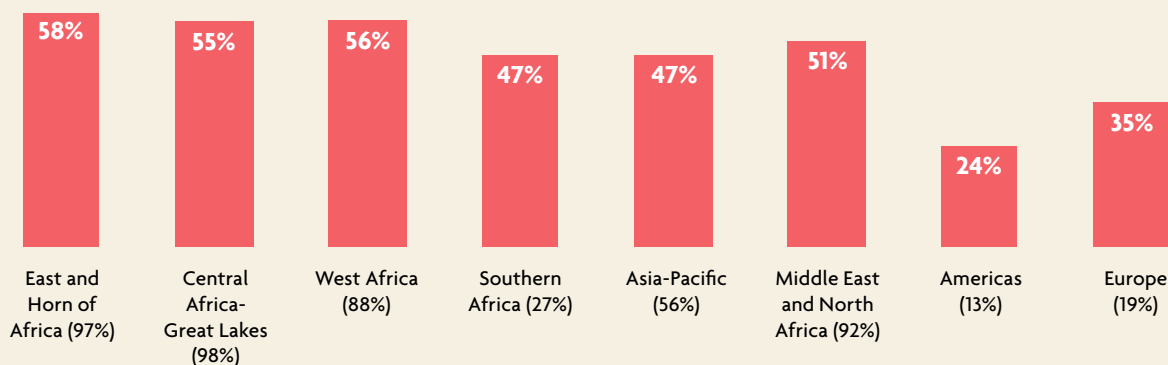
Of the 14.4 million refugees at year end, demographic data disaggregated by age was available for close to 9 million persons. While this represents 1.5 million more than the previous year in absolute terms, it is a slight decline in relative terms from 63 per cent in 2013 to 62 per cent in 2014.⁽⁵⁶⁾ This is largely due to the fact that there were no sex- and age-disaggregated data available for over 1.3 million Syrian refugees located in urban areas in Turkey. Excluding this population, there was a significant increase of demographic data coverage in both absolute and relative terms. Age-disaggregated data was particularly lacking in the case of stateless persons (only 1% coverage) and IDPs (18% coverage).

It is interesting to note that the demographics of the global refugee population have undergone some

(55) Profile Global Registration System.

(56) The availability of information according to age is particularly limited for countries in Europe, North America, and Oceania. Thus, the figures are not fully representative of the entire population under UNHCR's responsibility.

Fig. 16 Percentage of refugee children by region | end-2014



Figures in parenthesis indicate data coverage per region.

gradual changes over the years. For instance, the proportion of refugee girls and women has gradually increased from 48 per cent in 2011 to 50 per cent three years later, implying that one of every two refugees today is a female. An even more important change has been witnessed in the proportion of refugee children, which increased from 46 per cent in 2011 to 51 per cent in 2014.

The large Syrian refugee population in the Middle East and Turkey appears to be partly responsible for this gradual increase, as the shift coincided with the start of the Syrian crisis. Excluding this population from the global demographic analysis reveals that the proportion of refugee children stands at 49 per cent, below the global figure of 51 per cent – indicating that the number of Syrian refugee children is slightly higher than the average. The same result is also achieved after excluding the three major source countries of refugees (Afghanistan, Somalia, and the Syrian Arab Republic) from the demographic analysis. In general, the global proportion of refugee children appears to be relatively unchanged by the size of a given refugee population from a particular country, with the exception of the Syria situation.

These averages, however, hide significant variations across countries. Among the major refugee-hosting countries, the percentage of refugee children exceeded the 60 per cent mark in Egypt, Niger, South Sudan, the Syrian Arab Republic, and Uganda. On the other hand, it remained below the

15 per cent mark in Brazil, Bosnia and Herzegovina, Israel, and Serbia and Kosovo (S/RES/1244 (1999)).⁽⁵⁷⁾

LOCATION

The geographic location of refugees is traditionally classified as urban, rural or various/unknown if this location remains unclear. Even though the national definitions of ‘urban’ and ‘rural’ can differ between countries, UNHCR is consistent in the classification of such refugee locations. The distinction between the two locations is important to understand the diverse needs of refugees in a given geographic location. In addition to the urban-rural distinction, UNHCR collects data on the type of accommodation in which individuals reside. This is classified into six main categories: planned/managed camp, self-settled camp, collective centre, reception/transit camp, individual accommodation (private), and various/unknown if the information is unknown or unclear.⁽⁵⁸⁾

Information on the geographic location of refugees was reported for 12.2 million out of all refugees under UNHCR’s mandate (85%).⁽⁵⁹⁾ This high proportion is the direct result of UNHCR’s efforts to collect detailed location information. It is interesting to note that while the accommodation type and the geographic location of some refugees remain unknown, the uncertainty in the data is gradually decreasing. At the end of 2014, the exact accommodation type was unknown for 17 per cent of the world’s refugees. This compares to 19 per cent in 2013, 20 per cent in 2012, and 26 per cent in 2011.

Based on available evidence, the proportion of refugees living in urban areas continued to increase,

⁽⁵⁷⁾ Figures based on at least 50 per cent data coverage.

⁽⁵⁸⁾ For a definition of each category, see 2013 Statistical Yearbook, p.63, <http://www.unhcr.org/54cf9a8f9.html>.

⁽⁵⁹⁾ Excludes data that were reported as unknown or unclear.



UNHCR / A. MCCONNELL

Alexander Kovalenko, 58, pictured outside his destroyed apartment in the Kyivsky district of Donetsk, Ukraine in March 2015. The Kyivsky district suffered heavy damage due to the regular shelling of the nearby airport. Hundreds of residents fled the area and the neighbourhood is now deserted. Alexander is one of the only people remaining in the area and refuses to leave. “No matter what, I will live on,” he says, defiantly. Despite his determination, he describes the “impossible” conditions. “It is only me who lives here. There is no water, no light, no gas” but he adds, “I was born in this house and I will die in it.”

TABLE 5 Accommodation of refugees | 2012-2014 (end-year)

Type of accommodation	No. of refugees			Distribution			% Women			% Children			% Urban		
	2012	2013	2014	2012	2013	2014	2012	2013	2014	2012	2013	2014	2012 ¹	2013 ²	2014 ³
Planned/managed camp	2,955,500	3,274,300	3,512,500	35.3%	34.4%	29.3%	50%	51%	54%	56%	56%	60%	0.4%	7.1%	7.0%
Self-settled camp	542,300	345,800	487,500	6.5%	3.6%	4.1%	52%	53%	53%	58%	60%	56%	0.5%	1.0%	0.4%
Collective centre	323,500	304,300	302,000	3.9%	3.2%	2.5%	48%	48%	48%	56%	35%	54%	18.0%	93.9%	95.3%
Individual accommodation (private)	4,551,900	5,559,900	7,578,500	54.3%	58.4%	63.2%	46%	48%	48%	39%	46%	49%	93.4%	88.3%	87.3%
Reception/transit camp	2,100	33,900	111,700	0.0%	0.4%	0.9%	53%	51%	51%	60%	59%	51%	8.3%	2.8%	15.1%
Sub-total	8,375,300	9,518,200	11,992,200	100%	100%	100%	48%	49%	50%	46%	50%	52%	53.4%	56.1%	61.2%
Unknown	2,122,700	2,181,100	2,387,900												
Grand Total	10,498,000	11,699,300	14,380,100												

¹ Percentages are based on data available for 8.1 million refugees. Calculation excludes accommodation types which are unknown.

² Percentages are based on data available for 9.0 million refugees. Calculation excludes accommodation types which are unknown.

³ Percentages are based on data available for 12.2 million refugees. Calculation excludes accommodation types which are unknown.

with on average six out of 10 refugees living in urban areas and four in rural areas. This compares to approximately five each just a few years ago. These proportions should be considered as indicative only, as they are based on data available for 12.2 million out of the total 14.4 million refugees at the end of 2014. The exact geographic location was unknown or unclear for 2.2 million or 15 per cent of the world's refugees. Understanding the growing trend of refugee urbanization is important in order for UNHCR to refocus its protection and programming strategies to meet the needs of these refugees in their diverse locations.

Based on data on 12 million refugees, individual accommodation was reported by UNHCR offices as the preferred residence type of refugees, with 63 per cent residing in this type at the end of 2014. This proportion has grown in recent years, demonstrating that refugees prefer to live outside traditional camp-like structures, which is fully in line with UNHCR's *Policy on Alternatives to Camps*.⁽⁶⁰⁾ While the growing trend of refugees preferring to live in individual accommodation types has been observed across a number of countries, it is particularly evident in Turkey, the world's largest refugee-hosting country. At the end of 2012, two-thirds of all Syrian refugees in Turkey were residing in camps and one third in residences classified as individual accommodation. By the end of 2014 this situation had been reversed, with only 15 per cent of the more than 1.5 million Syrian refugees living in camps and the other 85 per cent in individual accommodations.

A clear divide among the different accommodation types can be observed when distinguished by rural and urban location. Where classified as rural, the majority of refugees (67%) live in planned/managed camps as opposed to the just 19 per cent who live in an individual accommodation. The opposite is the case in locations defined as urban, where 85 per cent of refugees were reported as living in apartments or similar arrangements.⁽⁶¹⁾

By region, planned/managed camps are the predominant accommodation type in sub-Saharan Africa, most of them located in rural areas. However, an increasing number of refugees in this region also opt to move to individual accommodation types, according to available evidence. In 2012, planned/managed camps accounted for 70 per cent of all accommodation types in sub-Saharan Africa, but dropped to 63 per cent in 2013 and again to 60 per cent in 2014. During the same period, the proportion of individual accommodation as residence type increased from 14 to 26 per cent. In most of the other regions, planned/managed camps are represented far more rarely. ■

⁽⁶⁰⁾ See <http://www.unhcr.org/5422b8f09.html>.

⁽⁶¹⁾ These proportions exclude locations that were defined as urban or rural but whose exact accommodation type was unknown.

ANNEX TABLE 1 Refugees, asylum-seekers, internally displaced persons (IDPs), returnees (refugees and IDPs), stateless persons, and others of concern to UNHCR by country/territory of asylum | end-2014

Country/ territory of asylum ¹	REFUGEES					Returned refugees ⁵	IDPs protected/ assisted by UNHCR, incl. people in IDP-like situations ⁶	Returned IDPs ⁷	Persons under UNHCR's statelessness mandate ⁸	Others of concern to UNHCR ⁹	Total population of concern
	Refugees ²	People in refugee-like situations ³	Total refugees and people in refugee-like situations	of whom assisted by UNHCR	Asylum- seekers (pending cases) ⁴						
Afghanistan	280,267	20,156	300,423	300,423	60	17,820	805,409	-	-	201,284	1,324,996
Albania	104	-	104	104	485	-	-	-	7,443	-	8,032
Algeria ¹⁰	94,128	-	94,128	90,123	4,874	3	-	-	-	-	99,005
Angola	15,474	-	15,474	194	30,212	14,284	-	-	-	-	59,970
Antigua and Barbuda	-	-	-	-	-	-	-	-	-	-	-
Argentina	3,498	-	3,498	141	861	-	-	-	-	-	4,359
Armenia	3,190	14,450	17,640	7,044	71	5	-	-	206	-	17,922
Aruba	-	-	-	-	5	-	-	-	-	-	5
Australia ¹¹	35,582	-	35,582	-	21,518	-	-	-	-	-	57,100
Austria ¹²	55,598	-	55,598	-	22,745	-	-	-	570	-	78,913
Azerbaijan	1,299	-	1,299	1,299	394	-	622,892	-	3,585	-	628,170
Bahamas	13	-	13	13	17	-	-	-	-	75	105
Bahrain	311	-	311	311	42	-	-	-	-	-	353
Bangladesh ¹³	32,472	200,000	232,472	32,472	13	-	-	-	-	-	232,485
Barbados	1	-	1	1	-	-	-	-	-	-	1
Belarus	925	-	925	418	259	-	-	-	6,440	-	7,624
Belgium ¹⁴	29,179	-	29,179	-	9,951	-	-	-	2,554	-	41,684
Belize	10	-	10	1	114	-	-	-	-	-	124
Benin	415	-	415	415	68	-	-	-	-	-	483
Bolivia (Plurinational State of)	763	-	763	236	16	-	-	-	-	-	779
Bonaire, Saint Eustatius and Saba	-	-	-	-	-	-	-	-	-	-	-
Bosnia and Herzegovina	6,890	-	6,890	6,890	15	181	84,500	-	101	52,437	144,124
Botswana	2,645	-	2,645	2,645	202	-	-	-	-	-	2,847
Brazil	7,490	-	7,490	1,085	11,216	-	-	-	2	29,238	47,946
British Virgin Islands	-	-	-	-	-	-	-	-	-	-	-
Brunei Darussalam	-	-	-	-	-	-	-	-	20,524	-	20,524
Bulgaria	11,046	-	11,046	9,462	6,751	-	-	-	67	-	17,864
Burkina Faso	31,894	-	31,894	31,894	203	-	-	-	-	-	32,097
Burundi	52,936	-	52,936	52,936	3,051	1,350	78,948	-	1,302	524	138,111
Cabo Verde	-	-	-	-	-	-	-	-	115	-	115
Cambodia	63	-	63	63	40	-	-	-	-	1	104
Cameroon	226,489	37,637	264,126	249,032	11,754	385	-	-	-	-	276,265
Canada	149,163	-	149,163	-	16,711	-	-	-	-	-	165,874
Cayman Islands	6	-	6	6	2	-	-	-	-	45	53
Central African Rep.	7,694	-	7,694	6,958	409	-	438,538	610,903	-	-	1,057,544
Chad	452,897	-	452,897	452,294	1,800	370	-	-	-	50,000	505,067
Chile	1,773	-	1,773	304	573	-	-	-	-	-	2,346
China ¹⁵	301,052	-	301,052	149	467	-	-	-	-	-	301,519
China, Hong Kong SAR	170	-	170	170	2,248	-	-	-	1	-	2,419
China, Macao SAR	-	-	-	-	6	-	-	-	-	-	6
Colombia	213	-	213	57	170	6	6,044,151	-	12	-	6,044,552
Comoros	-	-	-	-	-	-	-	-	-	-	-
Congo, Republic of	54,842	-	54,842	54,842	3,199	14	-	-	-	1,050	59,105
Costa Rica	12,924	7,820	20,744	16,675	1,774	-	-	-	1,200	-	23,718
Côte d'Ivoire	1,925	-	1,925	1,925	669	12,362	24,000	-	700,000	58	739,014
Croatia	679	47	726	726	119	284	-	-	2,886	15,794	19,809
Cuba	280	-	280	145	11	-	-	-	-	-	291
Curaçao	37	-	37	37	41	-	-	-	-	-	78
Cyprus ¹⁶	5,126	-	5,126	358	2,467	-	-	-	-	-	7,593
Czech Rep.	3,137	-	3,137	-	480	-	-	-	1,502	-	5,119
Dem. Rep. of the Congo ¹⁷	119,754	-	119,754	88,731	1,184	25,150	2,756,585	561,073	-	153,136	3,616,882
Denmark	17,785	-	17,785	-	4,297	-	-	-	4,725	-	26,807

.../...

ANNEX TABLE 1 Refugees, asylum-seekers, internally displaced persons (IDPs), returnees (refugees and IDPs), stateless persons, and others of concern to UNHCR by country/territory of asylum | end-2014 (ctnd)

Country/ territory of asylum ¹	REFUGEES					Returned refugees ⁵	IDPs protected/ assisted by UNHCR, incl. people in IDP-like situations ⁶	Returned IDPs ⁷	Persons under UNHCR's statelessness mandate ⁸	Others of concern to UNHCR ⁹	Total population of concern
	Refugees ²	People in refugee-like situations ³	Total refugees and people in refugee-like situations	of whom assisted by UNHCR	Asylum- seekers (pending cases) ⁴						
Djibouti	20,530	-	20,530	20,530	3,832	-	-	-	-	-	24,362
Dominica	-	-	-	-	-	-	-	-	-	-	-
Dominican Rep. ¹⁸	608	-	608	608	746	-	-	-	210,000	-	211,354
Ecuador ¹⁹	53,817	68,344	122,161	53,817	11,583	-	-	-	-	-	133,744
Egypt	236,090	-	236,090	166,090	25,631	-	-	-	20	-	261,741
El Salvador	35	-	35	8	-	4	-	-	-	-	39
Equatorial Guinea	-	-	-	-	-	-	-	-	-	-	-
Eritrea	2,898	-	2,898	2,898	1	-	-	-	-	21	2,920
Estonia ²⁰	90	-	90	-	95	-	-	-	88,076	-	88,261
Ethiopia	659,524	-	659,524	659,524	4,124	466	-	-	-	1,126	665,240
Fiji	13	-	13	13	11	-	-	-	-	-	24
Finland	11,798	-	11,798	-	1,754	-	-	-	2,293	-	15,845
France	252,264	-	252,264	-	55,862	-	-	-	1,288	-	309,414
Gabon	1,013	-	1,013	1,013	1,890	-	-	-	-	-	2,903
Gambia	11,608	-	11,608	11,608	1	-	-	-	-	-	11,609
Georgia	442	415	857	857	1,257	-	262,704	-	770	-	265,588
Germany	216,973	-	216,973	-	226,191	-	-	-	11,917	-	455,081
Ghana	18,450	-	18,450	18,450	2,638	-	-	-	-	-	21,088
Greece	7,304	3,000	10,304	-	31,929	-	-	-	199	-	42,432
Grenada	-	-	-	-	-	-	-	-	-	-	-
Guatemala	164	-	164	26	109	-	-	-	-	-	273
Guinea	8,766	-	8,766	8,766	281	-	-	-	-	-	9,047
Guinea-Bissau	8,684	-	8,684	8,684	123	-	-	-	-	-	8,807
Guyana	11	-	11	11	1	-	-	-	-	-	12
Haiti	3	-	3	-	2	-	-	-	-	-	5
Honduras	26	-	26	4	16	1	-	-	-	-	43
Hungary	2,867	-	2,867	-	15,684	-	-	-	124	-	18,675
Iceland	99	-	99	-	210	-	-	-	119	-	428
India	199,937	-	199,937	25,865	5,074	1	-	-	-	-	205,012
Indonesia	4,270	-	4,270	4,270	6,916	-	-	-	-	-	11,186
Iran (Islamic Rep. of)	982,027	-	982,027	982,027	42	16	-	-	-	-	982,085
Iraq ²¹	271,143	-	271,143	271,143	8,471	10,908	3,596,356	19,967	120,000	18	4,026,863
Ireland	5,853	-	5,853	-	4,626	-	-	-	99	-	10,578
Israel	330	39,386	39,716	5,310	5,558	-	-	-	10	-	45,284
Italy	93,715	-	93,715	-	45,749	-	-	-	813	-	140,277
Jamaica	22	-	22	22	-	-	-	-	-	-	22
Japan ²²	2,560	-	2,560	568	9,296	-	-	-	635	-	12,491
Jordan ²³	654,141	-	654,141	654,141	18,789	-	-	-	-	-	672,930
Kazakhstan	633	-	633	633	93	-	-	-	7,038	-	7,764
Kenya	551,352	-	551,352	551,352	34,011	1	-	-	20,000	-	605,364
Kuwait ²⁴	614	-	614	613	1,038	-	-	-	93,000	-	94,652
Kyrgyzstan	482	-	482	482	207	2	-	-	12,133	-	12,824
Lao People's Dem. Rep.	-	-	-	-	-	-	-	-	-	-	-
Latvia ²⁵	183	-	183	-	239	-	-	-	262,802	-	263,224
Lebanon	1,154,040	-	1,154,040	1,154,040	7,434	-	-	-	-	5,705	1,167,179
Lesotho	44	-	44	-	1	-	-	-	-	-	45
Liberia	38,587	8	38,595	38,595	46	-	-	-	1	1,479	40,121
Libya	27,964	-	27,964	-	8,904	-	363,067	-	-	-	399,935
Liechtenstein	103	-	103	-	68	-	-	-	2	-	173
Lithuania	1,007	-	1,007	-	142	-	-	-	3,645	-	4,794
Luxembourg	1,108	-	1,108	-	1,282	-	-	-	81	-	2,471
Madagascar	11	-	11	11	8	-	-	-	-	1	20
Malawi	5,874	-	5,874	5,874	14,499	-	-	-	-	-	20,373
Malaysia	99,086	295	99,381	99,381	51,240	-	-	-	40,000	80,000	270,621
Mali	15,195	-	15,195	14,708	637	20,961	99,816	155,006	-	-	291,615

.../...

ANNEX TABLE 1 Refugees, asylum-seekers, internally displaced persons (IDPs), returnees (refugees and IDPs), stateless persons, and others of concern to UNHCR by country/territory of asylum | end-2014 (ctnd)

Country/ territory of asylum ¹	REFUGEES					Returned refugees ⁵	IDPs protected/ assisted by UNHCR, incl. people in IDP-like situations ⁶	Returned IDPs ⁷	Persons under UNHCR's statelessness mandate ⁸	Others of concern to UNHCR ⁹	Total population of concern
	Refugees ²	People in refugee-like situations ³	Total refugees and people in refugee-like situations	of whom assisted by UNHCR	Asylum- seekers (pending cases) ⁴						
Malta	6,095	-	6,095	-	178	-	-	-	-	-	6,273
Mauritania	49,635	26,000	75,635	49,635	413	-	-	-	-	-	76,048
Mauritius	-	-	-	-	-	-	-	-	-	-	-
Mexico ²⁶	1,837	-	1,837	367	2,872	-	-	-	13	-	4,722
Micronesia (Federated States of)	-	-	-	-	-	-	-	-	-	-	-
Monaco	33	-	33	-	-	-	-	-	-	-	33
Mongolia	6	-	6	6	9	-	-	-	16	-	31
Montenegro	6,462	-	6,462	6,462	69	-	-	-	3,296	11,021	20,848
Montserrat	-	-	-	-	-	-	-	-	-	-	-
Morocco	1,216	-	1,216	1,216	1,832	-	-	-	-	-	3,048
Mozambique	4,536	-	4,536	2,446	13,322	-	-	-	-	3	17,861
Myanmar ²⁷	-	-	-	-	-	1	376,500	-	810,000	-	1,186,501
Namibia	1,767	-	1,767	1,555	821	14	-	-	-	1,662	4,264
Nauru	389	-	389	-	733	-	-	-	-	-	1,122
Nepal ²⁸	38,490	-	38,490	23,490	137	-	-	-	-	385	39,012
Netherlands ²⁹	82,494	-	82,494	-	6,940	-	-	-	1,951	-	91,385
New Zealand	1,349	-	1,349	-	270	-	-	-	-	-	1,619
Nicaragua	280	-	280	207	59	-	-	-	1	2	342
Niger	77,830	-	77,830	77,830	106	-	-	-	-	70,000	147,936
Nigeria	1,239	-	1,239	1,239	856	-	1,188,018	-	-	-	1,190,113
Norway	47,043	-	47,043	-	7,180	-	-	-	1,997	-	56,220
Oman	151	-	151	151	231	-	-	-	-	-	382
Pakistan	1,505,525	-	1,505,525	1,505,525	5,527	1	1,375,904	75,825	-	-	2,962,782
Palau	1	-	1	1	-	-	-	-	-	-	1
Panama	2,271	15,000	17,271	298	1,402	-	-	-	2	-	18,675
Papua New Guinea	4,929	4,581	9,510	-	400	-	-	-	-	-	9,910
Paraguay	153	-	153	24	13	-	-	-	-	-	166
Peru	1,303	-	1,303	133	387	-	-	-	-	-	1,690
Philippines	222	-	222	22	109	-	142,430	98,718	6,370	68	247,917
Poland	15,741	-	15,741	-	2,685	-	-	-	10,825	-	29,251
Portugal	699	-	699	-	344	-	-	-	14	-	1,057
Qatar	133	-	133	133	88	-	-	-	1,200	-	1,421
Rep. of Korea	1,173	-	1,173	356	3,489	-	-	-	204	-	4,866
Rep. of Moldova	335	-	335	335	149	-	-	-	2,036	-	2,520
Romania	2,182	-	2,182	164	360	-	-	-	299	-	2,841
Russian Federation ³⁰	235,750	-	235,750	3,959	3,086	14	-	-	113,474	2,126	354,450
Rwanda	73,820	-	73,820	73,820	225	5,787	-	-	-	292	80,124
Saint Kitts and Nevis	1	-	1	1	1	-	-	-	-	-	2
Saint Lucia	3	-	3	3	-	-	-	-	-	-	3
Saint Vincent and the Grenadines	-	-	-	-	-	-	-	-	-	-	-
Sao Tome and Principe	-	-	-	-	-	-	-	-	-	-	-
Saudi Arabia	534	27	561	561	100	-	-	-	70,000	-	70,661
Senegal	14,274	-	14,274	14,274	2,914	-	-	-	-	-	17,188
Serbia and Kosovo (S./RES./1244 (1999))	43,751	-	43,751	7,968	440	215	223,139	450	3,578	-	271,573
Sierra Leone	1,372	-	1,372	775	15	-	-	-	-	-	1,387
Singapore	3	-	3	3	-	-	-	-	-	1	4
Sint Maarten (Dutch part)	3	-	3	3	5	-	-	-	-	-	8
Slovakia	799	-	799	-	220	-	-	-	1,523	131	2,673
Slovenia	257	-	257	-	69	-	-	-	4	-	330
Solomon Islands	3	-	3	3	-	-	-	-	-	-	3
Somalia	2,729	-	2,729	2,729	9,265	2,487	1,133,000	12,736	-	69	1,160,286
South Africa	112,192	-	112,192	11,219	463,940	1	-	-	-	-	576,133
South Sudan ³¹	248,152	-	248,152	248,152	130	-	1,645,392	200,055	-	-	2,093,729

ANNEX TABLE 1 Refugees, asylum-seekers, internally displaced persons (IDPs), returnees (refugees and IDPs), stateless persons, and others of concern to UNHCR by country/territory of asylum | end-2014 (ctnd)

Country/ territory of asylum ¹	REFUGEES					Returned refugees ⁵	IDPs protected/ assisted by UNHCR, incl. people in IDP-like situations ⁶	Returned IDPs ⁷	Persons under UNHCR's statelessness mandate ⁸	Others of concern to UNHCR ⁹	Total population of concern
	Refugees ²	People in refugee-like situations ³	Total refugees and people in refugee-like situations	of whom assisted by UNHCR	Asylum- seekers (pending cases) ⁴						
Spain	5,798	-	5,798	-	7,525	-	-	-	270	-	13,593
Sri Lanka ³²	511	-	511	511	950	504	30,847	358	-	-	33,170
State of Palestine	-	-	-	-	-	2	-	-	-	-	2
Sudan ³³	244,430	33,403	277,833	244,430	10,209	13,139	2,192,830	1,695	-	3,070	2,498,776
Suriname	-	-	-	-	2	-	-	-	-	-	2
Swaziland	515	-	515	264	273	-	-	-	-	4	792
Sweden	142,207	-	142,207	-	56,784	-	-	-	27,167	-	226,158
Switzerland	62,620	-	62,620	-	20,832	-	-	-	76	-	83,528
Syrian Arab Rep. ³⁴	149,140	-	149,140	25,920	2,745	-	7,632,500	-	160,000	3,270	7,947,655
Tajikistan	2,026	-	2,026	1,651	123	-	-	-	1,364	77	3,590
Thailand ³⁵	75,137	55,101	130,238	75,137	7,931	-	-	-	506,197	395	644,761
The former Yugoslav Republic of Macedonia	614	269	883	883	1,551	-	-	-	741	-	3,175
Timor-Leste	-	-	-	-	-	-	-	-	-	6	6
Togo	21,778	-	21,778	13,315	713	28	-	-	-	-	22,519
Tonga	-	-	-	-	-	-	-	-	-	-	-
Trinidad and Tobago	83	-	83	83	87	-	-	-	-	-	170
Tunisia	901	-	901	901	231	-	-	-	-	3	1,135
Turkey ³⁶	1,587,374	-	1,587,374	1,587,374	106,378	-	-	-	780	306	1,694,838
Turkmenistan	35	-	35	35	-	-	-	-	7,511	-	7,546
Turcs and Caicos Islands	4	-	4	4	4	-	-	-	-	-	8
Uganda	385,513	-	385,513	385,513	35,475	1	-	-	-	180,000	600,989
Ukraine	3,219	-	3,219	433	5,908	-	823,000	-	35,335	-	867,462
United Arab Emirates	417	-	417	417	216	-	-	-	-	-	633
United Kingdom	117,161	-	117,161	-	36,383	-	-	-	16	-	153,560
United Rep. of Tanzania	88,492	-	88,492	66,265	883	-	-	-	-	162,982	252,357
United States of America ³⁷	267,222	-	267,222	-	187,826	-	-	-	-	-	455,048
Uruguay	272	-	272	114	56	-	-	-	-	-	328
Uzbekistan ³⁸	125	-	125	125	-	-	-	-	86,703	-	86,828
Vanuatu	-	-	-	-	1	-	-	-	-	-	1
Venezuela (Bolivarian Republic of)	5,052	168,548	173,600	34,164	427	-	-	-	-	-	174,027
Viet Nam	-	-	-	-	-	-	-	-	11,000	-	11,000
Yemen	257,645	-	257,645	117,715	8,674	-	334,093	85,805	-	-	686,217
Zambia	25,578	-	25,578	25,578	2,186	-	-	-	-	22,452	50,216
Zimbabwe	6,079	-	6,079	6,079	641	55	-	-	-	2,450	9,225
Total	13,685,607	694,487	14,380,094	10,794,497	1,796,310	126,823	32,274,619	1,822,591	3,492,263	1,052,767	54,945,467

UNHCR-Bureaux											
- Central Africa- Great Lakes	625,040	37,637	662,677	593,597	22,595	32,686	3,274,071	1,171,976	1,302	317,984	5,483,291
- East and Horn of Africa	2,568,025	33,403	2,601,428	2,567,422	98,847	16,464	4,971,222	214,486	20,000	234,286	8,156,733
- Southern Africa	174,715	-	174,715	55,865	526,105	14,354	-	-	-	26,572	741,746
- Western Africa	252,017	8	252,025	242,478	9,270	33,351	1,311,834	155,006	700,116	71,537	2,533,139
Total Africa	3,619,797	71,048	3,690,845	3,459,362	656,817	96,855	9,557,127	1,541,468	721,418	650,379	16,914,909
Asia and Pacific	3,568,538	280,133	3,848,671	3,053,381	116,910	18,345	2,731,090	174,901	1,509,696	282,217	8,681,830
Middle East and North Africa	2,898,533	65,413	2,963,946	2,538,420	95,271	10,913	11,926,016	105,772	444,230	8,996	15,555,144
Europe	3,089,398	18,181	3,107,579	1,634,736	690,203	699	2,016,235	450	605,689	81,815	6,502,670
Americas	509,341	259,712	769,053	108,598	237,109	11	6,044,151	-	211,230	29,360	7,290,914
Total	13,685,607	694,487	14,380,094	10,794,497	1,796,310	126,823	32,274,619	1,822,591	3,492,263	1,052,767	54,945,467

.../...

ANNEX TABLE 1 Refugees, asylum-seekers, internally displaced persons (IDPs), returnees (refugees and IDPs), stateless persons, and others of concern to UNHCR by country/territory of asylum | end-2014 (ctnd)

Country/ territory of asylum ¹	REFUGEES					Returned refugees ⁵	IDPs protected/ assisted by UNHCR, incl. people in IDP-like situations ⁶	Returned IDPs ⁷	Persons under UNHCR's statelessness mandate ⁸	Others of concern to UNHCR ⁹	Total population of concern
	Refugees ²	People in refugee-like situations ³	Total refugees and people in refugee-like situations	of whom assisted by UNHCR	Asylum- seekers (pending cases) ⁴						
UN major regions											
Africa	4,029,731	97,048	4,126,779	3,767,327	698,702	96,858	9,920,194	1,541,468	721,438	650,382	17,755,821
Asia	7,612,302	329,830	7,942,132	6,880,751	257,930	29,260	15,179,635	280,673	1,959,247	291,516	25,940,393
Europe	1,491,967	3,316	1,495,283	37,804	579,636	694	1,130,639	450	600,348	81,509	3,888,559
Latin America and the Caribbean	92,956	259,712	352,668	108,598	32,572	11	6,044,151	-	211,230	29,360	6,669,992
Northern America	416,385	-	416,385	-	204,537	-	-	-	-	-	620,922
Oceania	42,266	4,581	46,847	17	22,933	-	-	-	-	-	69,780
Total	13,685,607	694,487	14,380,094	10,794,497	1,796,310	126,823	32,274,619	1,822,591	3,492,263	1,052,767	54,945,467



Notes

The data are generally provided by Governments, based on their own definitions and methods of data collection.

A dash (“-”) indicates that the value is zero, not available or not applicable. All data are provisional and subject to change.

- Country or territory of asylum or residence.
- Persons recognized as refugees under the 1951 UN Convention/1967 Protocol, the 1969 OAU Convention, in accordance with the UNHCR Statute, persons granted a complementary form of protection and those granted temporary protection. In the absence of Government figures, UNHCR has estimated the refugee population in many industrialized countries based on 10 years of individual asylum-seeker recognition.
- This category is descriptive in nature and includes groups of persons who are outside their country or territory of origin and who face protection risks similar to those of refugees, but for whom refugee status has, for practical or other reasons, not been ascertained.
- Persons whose application for asylum or refugee status is pending at any stage in the asylum procedure.
- Refugees who have returned to their place of origin during 2014. Source: country of origin and asylum.
- Persons who are displaced within their country and to whom UNHCR extends protection and/or assistance. It also includes people in IDP-like situations. This category is descriptive in nature and includes groups of persons who are inside their country of nationality or habitual residence and who face protection risks similar to those of IDPs but who, for practical or other reasons, could not be reported as such.
- IDPs protected/assisted by UNHCR who have returned to their place of origin during 2014.
- Refers to persons who are not considered as nationals by any State under the operation of its law. This category refers to persons who fall under the agency's statelessness mandate because they are stateless according to this international definition, but data from some countries may also include persons with undetermined nationality. See Annex Table 7 at <http://www.unhcr.org/statistics/14-WRD-table-7.xls> for detailed notes.
- Refers to individuals who do not necessarily fall directly into any of the other groups but to whom UNHCR may extend its protection and/or assistance services. These activities might be based on humanitarian or other special grounds.
- According to the Government of Algeria, there are an estimated 165,000 Sahrawi refugees in the Tindouf camps.
- Australia's figures for asylum-seekers are based on the number of applications lodged for protection visas.
- With the exception of stateless persons, all figures relate to the end of 2013.
- The refugee population includes 200,000 persons originating from Myanmar in a refugee-like situation. The Government of Bangladesh estimates the population to be between 300,000 and 500,000.
- The refugee population refers to mid-2014.
- The 300,000 Vietnamese refugees are well integrated and in practice receive protection from the Government of China.
- UNHCR's assistance activities for IDPs in Cyprus ended in 1999. Visit the website of the Internal Displacement Monitoring Centre (IDMC) for further information.
- The number of Rwandan refugees in the Democratic Republic of the Congo is subject to change based on a registration exercise carried out in 2014 that resulted in a figure of 243,000 identified Rwandans, as well as an ongoing biometric registration exercise.
- The figure for stateless persons is based on an official survey released in May 2013 by the National Bureau for Statistics and refers to the estimated number of individuals born in the

country to at least one Haitian migrant parent. No population data is currently available on subsequent generations born in the Dominican Republic.

- All figures relate to the end of 2013.
- Almost all people recorded as being stateless have permanent residence and enjoy more rights than foreseen in the 1954 Convention relating to the Status of Stateless Persons.
- The figure for stateless persons is an estimate and currently under review.
- Figures are UNHCR estimates.
- Includes 29,300 Iraqi refugees registered with UNHCR in Jordan. The Government estimates the number of Iraqis at 400,000 individuals at the end of March 2015. This includes refugees and other categories of Iraqis.
- All figures relate to mid-2014.
- The figure of stateless persons includes persons covered by two separate Laws. 180 fall under the Republic of Latvia's Law on Stateless Persons on 17 February 2004, which replaced the Law on the Status of Stateless Persons in the Republic of Latvia of 18 February 1999, and which determines the legal status of persons who are not considered as citizens by the legislation of any State and whose status is not determined by the 25th April 1995 Law (quoted below). 262,622 of the persons reported in this table fall under the Republic of Latvia's 25 April 1995 Law on the Status of Those Former USSR Citizens who are not Citizens of Latvia or of Any Other State, and are granted a transitional legal status to permanently residing persons (non-citizens) entitling them to a set of rights and obligations beyond the minimum rights prescribed by the 1954 Convention relating to the Status of Stateless Persons.
- Figures do not include all refugee status determination decisions taken by the Mexican authorities in 2014. The total number of asylum-seekers reported reflects only those registered until the end of September 2014.
- The figure of stateless persons refers to persons without citizenship in Rakhine State only and does not include an estimated 170,000 IDPs and persons in an IDP-like situation who are included under the IDP population but who are not considered nationals. The total stateless population in Rakhine State is estimated to be approximately one million.
- Various studies estimate that a large number of individuals lack citizenship certificates in Nepal. While these individuals are not all necessarily stateless, UNHCR has been working closely with the Government of Nepal and partners to address this situation.
- The number of pending asylum applications refers to the end of January 2015.
- Stateless persons refers to census figure from 2010 adjusted to reflect the number of people who acquired nationality in 2011-2014.
- IDP figure in South Sudan includes 155,200 people who are in an IDP-like situation.
- The statistics of the remaining IDPs at the end of the year, while provided by the Government authorities at the district level, are being reviewed by the central authorities. Once this review has been concluded, the statistics will be changed accordingly.
- IDP figure in Sudan includes 77,300 people who are in an IDP-like situation.
- Refugee figure for Iraqis in the Syrian Arab Republic is a Government estimate. UNHCR has registered and is assisting 30,000 Iraqis at the end of 2014.
- Figure of stateless persons in Thailand refers to 2011.
- Refugee figure for Syrians in Turkey is a Government estimate.
- The refugee figure for the United States of America is currently under review, which may lead to an adjustment in future reports.
- Figure of stateless persons refers to those with permanent residence reported in 2010 by the Government. Information on other categories of stateless persons is not available.

Source: UNHCR/Governments.

ANNEX TABLE 2 Refugees, asylum-seekers, internally displaced persons (IDPs), returnees (refugees and IDPs), stateless persons, and others of concern to UNHCR by origin | end-2014

Origin ¹	REFUGEES					Returned refugees ⁵	IDPs protected/assisted by UNHCR, incl. people in IDP-like situations ⁶	Returned IDPs ⁷	Persons under UNHCR's statelessness mandate ⁸	Others of concern to UNHCR ⁹	Total population of concern
	Refugees ²	People in refugee-like situations ³	Total refugees and people in refugee-like situations	of whom: UNHCR-assisted	Asylum-seekers (pending cases) ⁴						
Afghanistan	2,593,368	-	2,593,368	2,477,714	85,418	17,820	805,409	-	-	201,361	3,703,376
Albania	10,140	-	10,140	6	15,101	-	-	-	-	-	25,241
Algeria	3,523	-	3,523	76	5,143	3	-	-	-	12	8,681
Andorra	7	-	7	-	-	-	-	-	-	-	7
Angola	9,507	-	9,507	1,175	1,750	14,284	-	-	-	64,201	89,742
Anguilla	1	-	1	-	-	-	-	-	-	-	1
Antigua and Barbuda	53	-	53	-	17	-	-	-	-	-	70
Argentina	318	-	318	5	117	-	-	-	-	-	435
Armenia	11,850	-	11,850	51	6,296	5	-	-	-	13	18,164
Australia	25	-	25	-	6	-	-	-	-	-	31
Austria	10	-	10	-	4	-	-	-	-	-	14
Azerbaijan	10,521	-	10,521	1,609	4,402	-	622,892	-	-	1	637,816
Bahamas	215	-	215	-	42	-	-	-	-	-	257
Bahrain	347	-	347	10	101	-	-	-	-	7	455
Bangladesh	10,865	2	10,867	195	21,612	-	-	-	-	14	32,493
Barbados	86	-	86	-	20	-	-	-	-	-	106
Belarus	4,302	-	4,302	22	940	-	-	-	-	1	5,243
Belgium	75	-	75	-	23	-	-	-	-	-	98
Belize	45	-	45	-	84	-	-	-	-	-	129
Benin	340	-	340	2	700	-	-	-	-	-	1,040
Bermuda	-	-	-	-	-	-	-	-	-	-	-
Bhutan	23,642	-	23,642	23,062	191	-	-	-	-	-	23,833
Bolivia (Plurinational State of)	599	-	599	19	271	-	-	-	-	-	870
Bosnia and Herzegovina	21,845	47	21,892	3,805	6,566	181	84,500	-	-	52,438	165,577
Botswana	237	-	237	-	67	-	-	-	-	-	304
Brazil	977	-	977	3	1,204	-	-	-	-	-	2,181
British Virgin Islands	-	-	-	-	1	-	-	-	-	-	1
Brunei Darussalam	1	-	1	-	1	-	-	-	-	-	2
Bulgaria	1,648	-	1,648	15	188	-	-	-	-	-	1,836
Burkina Faso	1,853	4	1,857	25	1,582	-	-	-	-	1	3,440
Burundi	72,499	-	72,499	40,192	19,371	1,350	78,948	-	-	162,901	335,069
Cabo Verde	27	-	27	-	42	-	-	-	-	-	69
Cambodia	13,062	9	13,071	161	263	-	-	-	-	-	13,334
Cameroon	10,761	-	10,761	367	5,056	385	-	-	-	1	16,203
Canada	95	-	95	-	67	-	-	-	-	6	168
Cayman Islands	6	-	6	-	-	-	-	-	-	-	6
Central African Rep.	410,787	1,254	412,041	410,621	14,388	-	438,538	610,903	-	15,043	1,490,913
Chad	14,855	33,403	48,258	12,052	3,300	370	-	-	-	35,001	86,929
Chile	579	-	579	12	102	-	-	-	-	-	681
China	210,730	-	210,730	278	47,337	-	-	-	-	1	258,068
China, Hong Kong SAR	25	-	25	-	39	-	-	-	-	-	64
China, Macao SAR	5	-	5	-	14	-	-	-	-	-	19
Colombia	103,150	257,148	360,298	101,353	4,731	6	6,044,151	-	-	-	6,409,186
Comoros	581	-	581	2	348	-	-	-	-	-	929
Congo, Republic of	14,497	-	14,497	1,983	3,444	14	-	-	-	103	18,058
Cook Islands	1	-	1	-	-	-	-	-	-	-	1
Costa Rica	417	-	417	1	127	-	-	-	-	-	544
Côte d'Ivoire	71,959	-	71,959	59,435	13,439	12,362	24,000	-	-	41	121,801
Croatia ¹⁰	40,126	-	40,126	12,101	114	284	-	-	-	15,794	56,318
Cuba	6,502	1,000	7,502	1,213	1,838	-	-	-	-	120	9,460
Curaçao	35	-	35	-	-	-	-	-	-	-	35
Cyprus ¹¹	10	-	10	4	3	-	-	-	-	-	13
Czech Rep.	1,328	-	1,328	-	101	-	-	-	-	-	1,429
Dem. People's Rep. of Korea	1,282	-	1,282	58	240	-	-	-	-	-	1,522

.../...

ANNEX TABLE 2 Refugees, asylum-seekers, internally displaced persons (IDPs), returnees (refugees and IDPs), stateless persons, and others of concern to UNHCR by origin | end-2014 (ctnd)

Origin ¹	REFUGEES					Returned refugees ⁵	IDPs protected/assisted by UNHCR, incl. people in IDP-like situations ⁶	Returned IDPs ⁷	Persons under UNHCR's statelessness mandate ⁸	Others of concern to UNHCR ⁹	Total population of concern
	Refugees ²	People in refugee-like situations ³	Total refugees and people in refugee-like situations	of whom: UNHCR-assisted	Asylum-seekers (pending cases) ⁴						
Dem. Rep. of the Congo	516,562	208	516,770	447,052	67,363	25,150	2,756,585	561,073	-	112,309	4,039,250
Denmark	12	-	12	-	7	-	-	-	-	1	20
Djibouti	880	-	880	84	424	-	-	-	-	4	1,308
Dominica	38	-	38	-	17	-	-	-	-	-	55
Dominican Rep.	349	-	349	18	1,148	-	-	-	-	-	1,497
Ecuador	805	-	805	21	6,970	-	-	-	-	-	7,775
Egypt	15,873	-	15,873	250	10,827	-	-	-	-	42	26,742
El Salvador	10,965	-	10,965	484	18,037	4	-	-	-	-	29,006
Equatorial Guinea	174	-	174	13	92	-	-	-	-	-	266
Eritrea	330,526	32,551	363,077	244,209	53,662	-	-	-	-	118	416,857
Estonia	339	-	339	1	33	-	-	-	-	-	372
Ethiopia	86,861	-	86,861	45,429	61,393	466	-	-	-	409	149,129
Fiji	924	-	924	6	767	-	-	-	-	-	1,691
Finland	7	-	7	-	1	-	-	-	-	-	8
France	92	-	92	-	46	-	-	-	-	-	138
Gabon	172	-	172	3	129	-	-	-	-	-	301
Gambia	5,134	-	5,134	57	10,491	-	-	-	-	-	15,625
Georgia	6,732	-	6,732	603	7,809	-	262,704	-	-	-	277,245
Germany	176	-	176	2	89	-	-	-	-	2	267
Ghana	22,147	2	22,149	10,007	7,633	-	-	-	-	2	29,784
Gibraltar	2	-	2	-	-	-	-	-	-	-	2
Greece	113	-	113	-	56	-	-	-	-	-	169
Grenada	324	-	324	-	52	-	-	-	-	-	376
Guadeloupe	-	-	-	-	12	-	-	-	-	-	12
Guatemala	7,483	-	7,483	88	15,805	-	-	-	-	-	23,288
Guinea	15,243	-	15,243	180	17,844	-	-	-	-	-	33,087
Guinea-Bissau	1,307	-	1,307	15	1,784	-	-	-	-	-	3,091
Guyana	700	-	700	-	145	-	-	-	-	-	845
Haiti	37,161	-	37,161	753	6,729	-	-	-	-	29,238	73,128
Holy See (the)	-	-	-	-	-	-	-	-	-	-	-
Honduras	4,159	-	4,159	304	10,146	1	-	-	-	-	14,306
Hungary	1,267	-	1,267	3	335	-	-	-	-	3	1,605
Iceland	1	-	1	-	4	-	-	-	-	-	5
India	10,433	-	10,433	19	16,709	1	-	-	-	381	27,524
Indonesia	9,562	4,846	14,408	765	1,773	-	-	-	-	2	16,183
Iran (Islamic Rep. of)	82,170	-	82,170	15,759	34,889	16	-	-	-	26	117,101
Iraq ¹²	369,904	-	369,904	119,620	103,733	10,908	3,596,356	19,967	-	3,307	4,104,175
Ireland	10	-	10	-	87	-	-	-	-	-	97
Israel	971	-	971	16	286	-	-	-	-	-	1,257
Italy	67	-	67	1	112	-	-	-	-	-	179
Jamaica	1,692	-	1,692	10	608	-	-	-	-	-	2,300
Japan	263	-	263	-	64	-	-	-	-	-	327
Jordan	1,716	-	1,716	105	1,305	-	-	-	-	102	3,123
Kazakhstan	2,212	-	2,212	15	1,158	-	-	-	-	-	3,370
Kenya	8,556	-	8,556	4,048	2,948	1	-	-	-	2	11,507
Kiribati	3	-	3	-	2	-	-	-	-	-	5
Kuwait	994	-	994	25	273	-	-	-	-	-	1,267
Kyrgyzstan	2,437	-	2,437	294	1,837	2	-	-	-	-	4,276
Lao People's Dem. Rep.	7,482	-	7,482	3	117	-	-	-	-	-	7,599
Latvia	213	-	213	3	62	-	-	-	-	-	275
Lebanon	4,272	-	4,272	95	3,838	-	-	-	-	-	8,110
Lesotho	17	-	17	-	666	-	-	-	-	-	683
Liberia	13,548	27	13,575	9,213	2,347	-	-	-	-	10	15,932
Libya	4,194	-	4,194	34	3,893	-	363,067	-	-	5	371,159
Liechtenstein	-	-	-	-	-	-	-	-	-	-	-

...

ANNEX TABLE 2 Refugees, asylum-seekers, internally displaced persons (IDPs), returnees (refugees and IDPs), stateless persons, and others of concern to UNHCR by origin | end-2014 (ctnd)

Origin ¹	REFUGEES					Returned refugees ⁵	IDPs protected/assisted by UNHCR, incl. people in IDP-like situations ⁶	Returned IDPs ⁷	Persons under UNHCR's statelessness mandate ⁸	Others of concern to UNHCR ⁹	Total population of concern
	Refugees ²	People in refugee-like situations ³	Total refugees and people in refugee-like situations	of whom: UNHCR-assisted	Asylum-seekers (pending cases) ⁴						
Lithuania	183	-	183	2	57	-	-	-	-	-	240
Luxembourg	2	-	2	-	1	-	-	-	-	-	3
Madagascar	281	-	281	-	209	-	-	-	-	6	496
Malawi	360	-	360	4	3,897	-	-	-	-	-	4,257
Malaysia	468	-	468	-	957	-	-	-	-	-	1,425
Maldives	36	-	36	5	9	-	-	-	-	-	45
Mali	139,267	-	139,267	128,223	12,247	20,961	99,816	155,006	-	-	427,297
Malta	5	-	5	-	1	-	-	-	-	-	6
Marshall Islands	3	-	3	-	6	-	-	-	-	-	9
Mauritania	34,114	-	34,114	26,627	7,013	-	-	-	-	4	41,131
Mauritius	94	-	94	-	165	-	-	-	-	-	259
Mexico	10,666	-	10,666	24	29,354	-	-	-	-	-	40,020
Monaco	3	-	3	-	6	-	-	-	-	-	9
Mongolia	2,146	-	2,146	-	2,206	-	-	-	-	-	4,352
Montenegro	604	-	604	4	1,279	-	-	-	-	-	1,883
Morocco	1,532	-	1,532	46	3,224	-	-	-	-	13	4,769
Mozambique	58	-	58	6	1,411	-	-	-	-	-	1,469
Myanmar ¹³	223,891	255,110	479,001	215,744	51,347	1	376,500	-	-	400	907,249
Namibia	1,253	-	1,253	979	53	14	-	-	-	-	1,320
Nepal	8,561	2	8,563	27	6,653	-	-	-	-	-	15,216
Netherlands	68	-	68	-	41	-	-	-	-	-	109
New Zealand	17	-	17	-	17	-	-	-	-	-	34
Nicaragua	1,587	-	1,587	655	726	-	-	-	-	-	2,313
Niger	738	-	738	14	547	-	-	-	-	-	1,285
Nigeria	54,537	36,384	90,921	57,424	30,099	-	1,188,018	-	-	70,013	1,379,051
Niue	18	-	18	-	28	-	-	-	-	-	46
Norfolk Island	1	-	1	-	-	-	-	-	-	-	1
Norway	13	-	13	-	2	-	-	-	-	-	15
Oman	29	-	29	3	17	-	-	-	-	-	46
Pakistan	315,759	20,156	335,915	302,148	44,427	1	1,375,904	75,825	-	2	1,832,074
Palau	1	-	1	-	4	-	-	-	-	-	5
Palestinian ¹⁴	97,235	-	97,235	11,906	3,669	2	-	-	-	3,166	104,072
Panama	89	-	89	20	30	-	-	-	-	-	119
Papua New Guinea	288	-	288	-	217	-	-	-	-	-	505
Paraguay	94	-	94	1	35	-	-	-	-	-	129
Peru	4,343	-	4,343	459	1,033	-	-	-	-	-	5,376
Philippines	668	4	672	15	1,118	-	142,430	98,718	-	80,053	322,991
Poland	1,310	-	1,310	4	270	-	-	-	-	-	1,580
Portugal	31	-	31	1	34	-	-	-	-	-	65
Qatar	21	-	21	-	8	-	-	-	-	-	29
Rep. of Korea	481	-	481	-	285	-	-	-	-	-	766
Rep. of Moldova	2,242	-	2,242	17	1,454	-	-	-	-	1	3,697
Romania	1,921	-	1,921	7	1,021	-	-	-	-	4	2,946
Russian Federation	72,777	-	72,777	966	24,199	14	-	-	-	310	97,300
Rwanda ¹⁵	79,411	-	79,411	38,349	10,012	5,787	-	-	-	4,864	100,074
Saint Kitts and Nevis	22	-	22	-	12	-	-	-	-	-	34
Saint Lucia	922	-	922	-	33	-	-	-	-	-	955
Saint Vincent and the Grenadines	1,736	-	1,736	-	46	-	-	-	-	-	1,782
Samoa	1	-	1	-	10	-	-	-	-	-	11
San Marino	1	-	1	-	-	-	-	-	-	-	1
Sao Tome and Principe	22	-	22	19	6	-	-	-	-	-	28
Saudi Arabia	630	-	630	22	391	-	-	-	-	12	1,033
Senegal	23,118	-	23,118	19,689	8,742	-	-	-	-	-	31,860
Serbia and Kosovo (S./RES/1244 (1999))	45,854	269	46,123	6,958	45,584	215	223,139	450	-	1	315,512

.../...

ANNEX TABLE 2 Refugees, asylum-seekers, internally displaced persons (IDPs), returnees (refugees and IDPs), stateless persons, and others of concern to UNHCR by origin | end-2014 (ctnd)

Origin ¹	REFUGEES					Returned refugees ⁵	IDPs protected/assisted by UNHCR, incl. people in IDP-like situations ⁶	Returned IDPs ⁷	Persons under UNHCR's statelessness mandate ⁸	Others of concern to UNHCR ⁹	Total population of concern
	Refugees ²	People in refugee-like situations ³	Total refugees and people in refugee-like situations	of whom: UNHCR-assisted	Asylum-seekers (pending cases) ⁴						
Seychelles	25	-	25	-	17	-	-	-	-	-	42
Sierra Leone	4,997	-	4,997	864	3,170	-	-	-	-	1,479	9,646
Singapore	59	-	59	-	38	-	-	-	-	-	97
Sint Maarten (Dutch part)	-	-	-	-	-	-	-	-	-	-	-
Slovakia	319	-	319	-	326	-	-	-	-	-	645
Slovenia	26	-	26	-	7	-	-	-	-	-	33
Solomon Islands	70	-	70	7	21	-	-	-	-	-	91
Somalia	1,106,068	-	1,106,068	833,018	49,076	2,487	1,133,000	12,736	-	800	2,304,167
South Africa	424	-	424	6	537	1	-	-	-	-	962
South Sudan ¹⁶	616,142	68	616,210	616,058	3,785	-	1,645,392	200,055	-	-	2,465,442
Spain	60	-	60	4	75	-	-	-	-	-	135
Sri Lanka ¹⁷	121,996	-	121,996	2,192	17,225	504	30,847	358	-	15	170,945
Sudan ¹⁸	659,395	6,559	665,954	644,083	36,047	13,139	2,192,830	1,695	-	3	2,909,668
Suriname	17	-	17	-	47	-	-	-	-	-	64
Swaziland	161	-	161	3	144	-	-	-	-	3	308
Sweden	18	-	18	-	10	-	-	-	-	-	28
Switzerland	19	-	19	-	1	-	-	-	-	-	20
Syrian Arab Rep.	3,865,720	17,865	3,883,585	3,723,054	79,670	-	7,632,500	-	-	1,993	11,597,748
Tajikistan	713	-	713	69	842	-	-	-	-	-	1,555
The former Yugoslav Republic of Macedonia	1,768	-	1,768	6	7,791	-	-	-	-	-	9,559
Thailand	231	2	233	11	413	-	-	-	-	-	646
Tibetan	15,069	-	15,069	3	12	-	-	-	-	4	15,085
Timor-Leste	13	-	13	7	10	-	-	-	-	-	23
Togo	9,277	1	9,278	3,125	1,706	28	-	-	-	-	11,012
Tonga	22	-	22	-	83	-	-	-	-	-	105
Trinidad and Tobago	371	-	371	-	173	-	-	-	-	-	544
Tunisia	1,486	-	1,486	43	1,794	-	-	-	-	11	3,291
Turkey	63,975	-	63,975	16,729	11,202	-	-	-	-	11	75,188
Turkmenistan	486	-	486	19	756	-	-	-	-	-	1,242
Turks and Caicos Islands	15	-	15	-	-	-	-	-	-	-	15
Tuvalu	2	-	2	-	4	-	-	-	-	-	6
Uganda	7,190	1	7,191	2,131	4,768	1	-	-	-	180,000	191,960
Ukraine	237,636	-	237,636	210	15,095	-	823,000	-	-	5	1,075,736
United Arab Emirates	90	-	90	4	80	-	-	-	-	-	170
United Kingdom	141	-	141	2	85	-	-	-	-	-	226
United Rep. of Tanzania	857	-	857	94	1,079	-	-	-	-	-	1,936
United States of America ¹⁹	4,986	-	4,986	75	188	-	-	-	-	17	5,191
Uruguay	124	-	124	7	46	-	-	-	-	-	170
Uzbekistan	4,796	-	4,796	335	1,993	-	-	-	-	3	6,792
Vanuatu	1	-	1	-	-	-	-	-	-	-	1
Venezuela (Bolivarian Rep. of)	8,009	-	8,009	302	4,820	-	-	-	-	2	12,831
Viet Nam ²⁰	313,418	1	313,419	780	3,140	-	-	-	-	68	316,627
Wallis and Futuna Islands	-	-	-	-	1	-	-	-	-	-	1
Western Sahara ²¹	90,482	26,000	116,482	90,120	1,177	-	-	-	-	-	117,659
Yemen	2,628	-	2,628	464	2,737	-	334,093	85,805	-	15	425,278
Zambia	316	-	316	12	298	-	-	-	-	-	614
Zimbabwe	22,494	-	22,494	1,622	42,426	55	-	-	-	116	65,091
Stateless	27,403	-	27,403	854	10,552	-	-	-	3,492,263	-	3,530,218
Various/unknown	99,617	1,564	101,181	1,260	455,863	-	-	-	-	16,350	573,394
Total	13,685,607	694,487	14,380,094	10,794,497	1,796,310	126,823	32,274,619	1,822,591	3,492,263	1,052,767	54,945,467

.../...

ANNEX TABLE 2 Refugees, asylum-seekers, internally displaced persons (IDPs), returnees (refugees and IDPs), stateless persons, and others of concern to UNHCR by origin | end-2014 (ctnd)

Origin ¹	REFUGEES					Returned refugees ⁵	IDPs protected/assisted by UNHCR, incl. people in IDP-like situations ⁶	Returned IDPs ⁷	Persons under UNHCR's statelessness mandate ⁸	Others of concern to UNHCR ⁹	Total population of concern
	Refugees ²	People in refugee-like situations ³	Total refugees and people in refugee-like situations	of whom: UNHCR-assisted	Asylum-seekers (pending cases) ⁴						
UNHCR-Bureaux											
- Central Africa-Great Lakes	1,105,742	1,462	1,107,204	938,693	120,940	32,686	3,274,071	1,171,976	-	295,221	6,002,098
- East and Horn of Africa	2,830,473	72,582	2,903,055	2,401,712	215,403	16,464	4,971,222	214,486	-	216,337	8,536,967
- Southern Africa	35,808	-	35,808	3,809	51,988	14,354	-	-	-	64,326	166,476
- Western Africa	363,492	36,418	399,910	288,273	112,373	33,351	1,311,834	155,006	-	71,546	2,084,020
Total Africa	4,335,515	110,462	4,445,977	3,631,887	500,704	96,855	9,557,127	1,541,468	-	647,430	16,789,561
Asia and Pacific	3,977,707	280,132	4,257,839	3,039,079	344,258	18,345	2,731,090	174,901	-	282,330	7,808,763
Middle East and North Africa	4,495,761	43,865	4,539,626	3,972,520	229,179	10,913	11,926,016	105,772	-	8,689	16,820,195
Europe	539,869	316	540,185	43,136	150,933	699	2,016,235	450	-	68,585	2,777,087
Americas	209,735	258,148	467,883	105,761	104,821	11	6,044,151	-	-	29,383	6,646,249
Various/Stateless	127,020	1,564	128,584	2,114	466,415	-	-	-	3,492,263	16,350	4,103,612
Total	13,685,607	694,487	14,380,094	10,794,497	1,796,310	126,823	32,274,619	1,822,591	3,492,263	1,052,767	54,945,467
UN major regions											
Africa	4,486,719	136,462	4,623,181	3,749,083	533,775	96,858	9,920,194	1,541,468	-	647,517	17,362,993
Asia	8,413,975	297,997	8,711,972	6,913,392	568,913	29,260	15,179,635	280,673	-	290,957	25,061,410
Europe	446,781	316	447,097	24,140	121,208	694	1,130,639	450	-	68,560	1,768,648
Latin America and the Caribbean	204,654	258,148	462,802	105,746	104,578	11	6,044,151	-	-	29,360	6,640,902
Northern America	5,081	-	5,081	15	255	-	-	-	-	23	5,359
Oceania	1,377	-	1,377	7	1,166	-	-	-	-	-	2,543
Various/Stateless	127,020	1,564	128,584	2,114	466,415	-	-	-	3,492,263	16,350	4,103,612
Total	13,685,607	694,487	14,380,094	10,794,497	1,796,310	126,823	32,274,619	1,822,591	3,492,263	1,052,767	54,945,467

Notes


The data are generally provided by Governments, based on their own definitions and methods of data collection.

A dash ("-") indicates that the value is zero, not available or not applicable. All data are provisional and subject to change

- Country or territory of origin.
- Persons recognized as refugees under the 1951 UN Convention/1967 Protocol, the 1969 OAU Convention, in accordance with the UNHCR Statute, persons granted a complementary form of protection and those granted temporary protection. In the absence of Government figures, UNHCR has estimated the refugee population in many industrialized countries based on 10 years of individual asylum-seeker recognition.
- This category is descriptive in nature and includes groups of persons who are outside their country or territory of origin and who face protection risks similar to those of refugees, but for whom refugee status has, for practical or other reasons, not been ascertained.
- Persons whose application for asylum or refugee status is pending at any stage in the asylum procedure.
- Refugees who have returned to their place of origin during 2014. Source: country of origin and asylum.
- Persons who are displaced within their country and to whom UNHCR extends protection and/or assistance. It also includes people in IDP-like situations. This category is descriptive in nature and includes groups of persons who are inside their country of nationality or habitual residence and who face protection risks similar to those of IDPs but who, for practical or other reasons, could not be reported as such.
- IDPs protected/assisted by UNHCR who have returned to their place of origin during 2014.
- Refers to persons who are not considered as nationals by any State under the operation of its law. This category refers to persons who fall under the agency's statelessness mandate because they are stateless according to this international definition, but data from some countries may also include persons with undetermined nationality. See Annex Table 7 at <http://www.unhcr.org/statistics/14-WRD-table-7.xls> for detailed notes.
- Refers to individuals who do not necessarily fall directly into any of the other groups but to whom UNHCR may extend its protection and/or assistance services. These activities might be based on humanitarian or other special grounds.
- UNHCR has recommended on 4 April 2014 to start the process of cessation of refugee status for refugees from Croatia displaced during the 1991-95 conflict. The Office suggests that cessation enters into effect latest by the end of 2017.

- UNHCR's assistance activities for IDPs in Cyprus ended in 1999. Visit the website of the Internal Displacement Monitoring Centre (IDMC) for further information.
- Refugee figure for Iraqis in the Syrian Arab Republic is a Government estimate. UNHCR has registered and is assisting 30,000 Iraqis at the end of 2014. The refugee population in Jordan includes 29,300 Iraqis registered with UNHCR. The Government of Jordan estimates the number of Iraqis at 400,000 individuals at the end of March 2015. This includes refugees and other categories of Iraqis.
- The figure of stateless persons refers to persons without citizenship in Rakhine State only and does not include an estimated 170,000 IDPs and persons in an IDP-like situation who are included under the IDP population but who are not considered nationals. The total stateless population in Rakhine State is estimated to be approximately one million.
- Refers to Palestinian refugees under the UNHCR mandate only.
- The number of Rwandan refugees in the Democratic Republic of the Congo is subject to change based on a registration exercise carried out in 2014 that resulted in a figure of 243,000 identified Rwandans, as well as an ongoing biometric registration exercise.
- An unknown number of refugees and asylum-seekers from South Sudan may be included under Sudan (in absence of separate statistics for both countries). IDP figure in South Sudan includes 155,200 people who are in an IDP-like situation.
- The statistics of the remaining IDPs at the end of 2014, while provided by the Government authorities at the district level, are being reviewed by the central authorities. Once this review has been concluded, the statistics will be changed accordingly.
- Figures for refugees and asylum-seekers may include citizens of South Sudan (in absence of separate statistics for both countries). IDP figure in Sudan includes 77,300 people who are in an IDP-like situation.
- A limited number of countries record refugee and asylum statistics by country of birth rather than country of origin. This affects the number of refugees reported as originating from the United States of America.
- The 300,000 Vietnamese refugees are well integrated and in practice receive protection from the Government of China.
- According to the Government of Algeria, there are an estimated 165,000 Sahrawi refugees in the Tindouf camps.

Source: UNHCR/Governments.



**Annex tables 3 through 29
can be downloaded from
the UNHCR website at:**

<http://www.unhcr.org/globaltrends/2014-GlobalTrends-annex-tables.zip>



© 2015 United Nations High Commissioner for Refugees
All rights reserved. Reproductions and translations are
authorized, provided UNHCR is acknowledged as the source.

For more information, please contact:

Field Information and Coordination Support Section
Division of Programme Support and Management
Case Postale 2500
1211 Geneva, Switzerland
stats@unhcr.org

This document along with further statistical information on global
displacement is available on UNHCR's website:

<http://www.unhcr.org/statistics>

COVER PAGE: Photo collage by artist, Elena Dorfman,
on assignment for UNHCR in the Syria region.

E.DORFMAN

PRODUCED AND PRINTED BY UNHCR (18 JUNE 2015).

www.unhcr.org

Who are included in UNHCR statistics?

Refugees include individuals recognized under the 1951 Convention relating to the Status of Refugees, its 1967 Protocol, the 1969 Organization of African Unity (OAU) Convention Governing the Specific Aspects of Refugee Problems in Africa, those recognized in accordance with the UNHCR Statute, individuals granted complementary forms of protection,⁽¹⁾ and those enjoying temporary protection⁽²⁾. The refugee population also includes persons in refugee-like situations.⁽³⁾

Asylum-seekers (with 'pending cases') are individuals who have sought international protection and whose claims for refugee status have not yet been determined. Those covered in this report refer to claimants whose individual applications were pending at the end of 2014, irrespective of when those claims may have been lodged.

Internally displaced persons (IDPs) are persons or groups of persons who have been forced to leave their homes or places of habitual residence, in particular as a result of, or in order to avoid the effects of armed conflict, situations of generalized violence, violations of human rights, or natural or man-made disasters, and who have not crossed an international border.⁽⁴⁾ For the purposes of UNHCR's statistics, this population only includes conflict-generated IDPs to whom the Office extends protection and/or assistance. The IDP population also includes persons in an IDP-like situation.⁽⁵⁾

Returned IDPs refers to those IDPs who were beneficiaries of UNHCR's protection and assistance activities, and who returned to their area of origin or habitual residence between January and December 2014. In practice, however, operations may assist IDP returnees for longer periods.

Returned refugees (returnees) are former refugees who have returned to their country of origin, either spontaneously or in an organized fashion, but are yet to be fully integrated. Such returns would normally take place only under conditions of safety and dignity. For the purposes of this report, only refugees who returned between January and December 2014 are included, though in practice operations may assist returnees for longer periods.

Persons under UNHCR's statelessness mandate are defined under international law as those not considered as nationals by any State under the operation of its law. In other words, they do not possess the nationality of any State. UNHCR statistics refer to persons who fall under the agency's statelessness mandate as those who are stateless according to this international definition, but data from some countries may also include persons with undetermined nationality. UNHCR has been given a global mandate by the United Nations General Assembly to contribute to the prevention and reduction of statelessness and the protection of stateless persons. The agency also performs a specific function, under Article 11 of the 1961 Convention on the Reduction of Statelessness, in receiving claims from persons who may benefit from the statelessness safeguards contained in that Convention, and in assisting them and the States concerned to resolve these claims.

Other groups or persons of concern refers to individuals who do not necessarily fall directly into any of these groups but to whom UNHCR has extended its protection and/or assistance services, based on humanitarian or other special grounds.

(1) 'Complementary protection' refers to protection provided under national, regional, or international law to persons who do not qualify for protection under refugee law instruments but are in need of international protection because they are at risk of serious harm.

(2) 'Temporary protection' refers to arrangements developed to offer protection of a temporary nature, either until the situation in the country of origin improves and allows for a safe and dignified return or until individual refugee or complementary protection status determination can be carried out.

(3) This term is descriptive in nature. It includes groups of persons who are outside their country or territory of origin and who face protection risks similar to refugees but for whom refugee status has, for practical or other reasons, not been ascertained.

(4) See: *United Nations Commission on Human Rights, Report of the Representative of the Secretary-General, Mr. Francis M. Deng, submitted pursuant to Commission resolution 1997/39*. Addendum: Guiding Principles on Internal Displacement, 11 February 1998.

(5) This term is descriptive in nature. It includes groups of persons who are inside their country of nationality or habitual residence and who face protection risks similar to IDPs but who, for practical or other reasons, could not be reported as such.