



DEPARTMENT OF DEFENSE BASE STRUCTURE REPORT FISCAL YEAR 2011 BASELINE (A Summary of DoD's Real Property Inventory)



OFFICE OF THE DEPUTY UNDER SECRETARY OF DEFENSE
(INSTALLATIONS & ENVIRONMENT)

**Department of Defense
Base Structure Report
FY 2011 Baseline**

I.	Introduction	DoD-2
II.	Content and Organization.....	DoD-2
III.	Data Sources, Display Criteria and Definitions	DoD-3
IV.	Portfolio Summary.....	DoD-7
	Buildings Portfolio.....	DoD-10
	Structures Portfolio	DoD-14
	Linear Structures Portfolio	DoD-17
	Land Portfolio.....	DoD-19
	State Army National Guard Portfolio.....	DoD-21
	BRAC 2005	DoD-23
	Site Size Summaries.....	DoD-25
V.	Total DoD Inventory	DoD-37
VI.	Individual Service Inventories	DoD-101
	Army	ARMY-1
	Navy	NAVY-1
	Air Force.....	AIR FORCE-1
	Marine Corps	MARINE CORPS-1
	Washington Headquarters Services.....	WHS-1
VII.	State/Territories Army National Guard Inventory	STATE-1
	Acronyms.....	Appendix A

Cover: Largest sites in the continental United States, by Plant Replacement Value (PRV)

 Army
  Navy
  Air Force
  Marines
  Washington Headquarters Services

Department of Defense Base Structure Report FY 2011 Baseline

I. Introduction

The Base Structure Report (BSR) – FY 2011 Baseline presents a consolidated summary of annual real property inventory (RPI) data that is reported by each of the Military Departments' and Washington Headquarters Services' (WHS), based on their native real property databases. This snapshot of data is collected at the end of each fiscal year, as of September 30, 2010, and serves as the baseline for the start of the next fiscal year. The BSR includes summary statistics for assets and sites in which DoD has a legal interest, both within the United States and throughout the world. The Department manages a global real property portfolio consisting of more than 542,000 facilities (buildings, structures, and linear structures) located on nearly 5,000 sites worldwide covering over 28 million acres. While the BSR will not answer every single question about the vast portfolio of real property maintained by the Department of Defense, but it is intended to provide the reader with a snapshot view.

The Military Departments' annual reporting of real property assets (facilities and land) to the Secretary of Defense is in accordance with DoD Instruction 4165.14 to support the requirements of title 10, U.S. Code, section 2721, "Real Property Records." Each year DoD uses this same source data to submit real property data at the constructed asset level to the General Services Administration (GSA) for the Federal Real Property Profile (FRPP), as required by Executive Order 13327.

II. Content and Organization

The BSR – FY 2011 Baseline provides a comprehensive listing of all sites owned or managed by DoD (inclusion criteria provided in Section III of this report). For the purpose of this inventory reporting, a site is defined as a specific geographic location containing real property assets. Each site is then assigned a Real Property Site Unique Identifier, along with a name specific to that location. Sites are usually assigned to military installations even though they may be physically separated in location.

This report does not attempt to replicate all the details included in the source databases, but instead provides a summary view of DoD sites using those common elements that should answer most questions. A portfolio summary is provided in the front after the data definitions to provide a birds' eye view of the size of the DoD inventory. Then summary information is provided first alphabetically by State for all of DoD, then repeated in sections dedicated to each Service, and the last section provides summary details on sites managed by the States as part of the Army National Guard.

This significant body of this report is organized as follows:

Department of Defense Base Structure Report FY 2011 Baseline

- Section IV – Portfolio summary of DoD assets and Army State National Guard assets
- Section V – Summary of DoD sites by size and location
- Section VI – Summary statistics for DoD sites by state
- Section VII – Summary statistics for sites by Military Department and WHS
- Section VIII – Summary statistics for sites in the Army National Guard portfolio that are managed by the States and Territories.

Please take the time to read these important parameters for the content of this report before moving on to the data:

- **Timeliness.** While the physical base structure will naturally change throughout the year (new construction, demolitions, etc.), the BSR is intended to be an annual “snapshot” of the DoD’s physical plant, in this case as recorded on September 30, 2010. Some of the sites listed may be in various stages of activity, including unused or awaiting disposal. Due to the legalities involved in transferring deeded property, individual Military Service inventories may still include a legal property record long after the decision has been made to transfer that asset to another organization.

- **Personnel Data.** Personnel data is included in this report **ONLY** as a means of showing relative magnitude and should not be construed as validated Military Department Manpower Data. Personnel data was collected from multiple sources, including inputs from the individual Military Services personnel databases. Since personnel totals reflected in this report attempt to show all personnel regardless of Military Service affiliation assigned to individual sites or locations, these Personnel totals should not be confused and viewed as representing Military Service total strength. Detailed personnel questions should be addressed to the appropriate Military Service manpower or personnel offices.

III. Data Sources, Display Criteria and Definitions

As mentioned in the Introduction, this inventory data is extracted directly from the Military Departments’ authoritative real property inventories as submitted to the Office of the Secretary of Defense (OSD) in the Real Property Assets Database (RPAD): Army - Headquarters Installation Information System (HQIIS), Navy and Marine Corps – internet Navy Facilities Assets Data Store (iNFADS), and Air Force - Automated Civil Engineer System - Real Property (ACES-RP). WHS provided their real property inventory from their internal database.

- **Display Criteria:** To qualify for individual entry in the BSR, a DoD site located in the United States must be larger than 10 acres **AND** have a PRV greater than \$10 million. If the site is located in a foreign country, it must be larger than 10 acres **OR** have a PRV

**Department of Defense
Base Structure Report
FY 2011 Baseline**

greater than \$10 million to be shown as a separate entry. Sites that do not meet these criteria are aggregated as an “Other” location within each state or country. Since Army National Guard State sites tend to be smaller, sites that are larger than five acres **AND** have a PRV greater than \$5 million are shown. Army National Guard sites not meeting this criteria are aggregated as “Other” for each state.

- **Site:** Physical (geographic) location that is or was owned by, leased to, or otherwise possessed by a DoD Component. Each site is assigned to a single installation. A site may exist in one of three forms: land only - where there are no facilities present; facility or facilities only - where there the underlying land is neither owned nor controlled by the government; and land and facilities.
- **BRAC 2005:** Indicates BRAC 2005 action code (C = Closure or R = Realignment). At sites marked C, all missions of the installation will cease or be relocated. All personnel positions (military, civilian, and contractor) will either be eliminated or relocated, except for personnel required for caretaking, conducting any ongoing environmental cleanup, and disposal of the base, or personnel remaining in authorized enclaves. At sites marked R, action will be taken to both reduce and relocate functions and civilian personnel positions, exclusive of a reduction in force resulting from workload adjustments, reduced personnel or funding levels, or skill imbalances.
- **Component:** Designates the primary DoD Component for the owner/reporter of a site, either Active, Guard, or Reserve.
- **Name Nearest City:** Identifies the name of the city in which the real property assets are located or the name of the city nearest the assets.
- **Building:** A roofed and floored facility enclosed by exterior walls and consisting of one or more levels that is suitable for single or multiple functions.
- **Structure:** A facility, other than a building or linear structure, which is constructed on or in the land (e.g., tower, storage tank, wharf, pier).
- **Linear Structure:** A facility whose function requires that it traverse land (e.g., runway, road, rail line, pipeline, fence, pavement, electrical distribution line) and is reported by a linear unit of measure.
- **Buildings Owned Count:** Number of buildings owned by the Federal Government.

**Department of Defense
Base Structure Report
FY 2011 Baseline**

- **Buildings Owned Square Feet (SqFt):** Square footage for buildings owned by the Federal Government.
- **Buildings State Owned Count:** Number of buildings owned by a specific State.
- **Buildings State Owned Square Feet (SqFt):** Square footage for buildings owned by a specific State.
- **Buildings Leased Count:** Identifies the number of leased buildings.
- **Buildings Leased Square Feet (SqFt):** Reflects the total square footage that is leased.
- **Buildings Other Count**
 - In Sections VIII and IX, the number of buildings where the legal interest is other than owned or leased.
 - In Section X, the number of buildings where the legal interest is other than State-owned.
- **Buildings Other Square Feet (SqFt):**
 - In Sections VIII and IX, the total square footage in buildings where the legal interest is other than owned or leased
 - In Section X, the total square footage in buildings where the legal interest is other than State-owned.
- **Acres Owned:** Identifies the total number of acres owned by the Federal Government (Sections VIII and IX).
- **State Owned Acres:** Identifies the total number of acres at sites owned by the State (Section X).
- **Total Acres:** Identifies the total number of acres at the listed site. It includes public land, land owned by other federal agencies, and acreage of foreign land used by DoD.
- **PRV (\$M):** Indicates the total Plant Replacement Value (PRV) for all facilities (buildings, structures, and linear structures). This value represents the calculated cost to replace the current physical plant (facilities and supporting infrastructure) using today's construction costs (labor and materials) and standards (methodologies and codes).

Department of Defense Base Structure Report FY 2011 Baseline

The standard DoD formula for calculating plant replacement value is:

$$\text{Plant Replacement Value} = \text{Facility Quantity} \times \text{Replacement Unit Cost} \times \text{Area Cost Factor}^1 \times \text{Historical Records Adjustment}^2 \times \text{Planning and Design Factor}^3 \times \text{Supervision Inspection and Overhead Factor}^4 \times \text{Contingency Factor}^5.$$

– **MIL:** Identifies the military personnel authorized for the site to include Active, Guard, and Reserve personnel, regardless of Military Service affiliation.

– **CIV:** Identifies the DoD authorized civilian personnel identified for the site, regardless of Military Service affiliation.

– **OTHER:** Identifies other non-military personnel identified for the site (e.g., Non-Appropriated Funds (NAF), direct and indirect foreign nationals, contractor personnel).

¹ A geographic location adjustment for costs of labor, material, and equipment.

² An adjustment to account for increased costs for replacement of historical facilities or for construction in a historic district; the current value of the factor is 1.05.

³ A factor to account for the planning and design of a facility; the current value of this factor is 1.09 for all but medical facilities and 1.13 for medical facilities.

⁴ A factor to account for the supervision, inspection, and overhead activities associated with the management of a construction project; the current value of the factor is 1.06 for facilities in the continental US (CONUS) and 1.065 for facilities outside of the continental US (OCONUS).

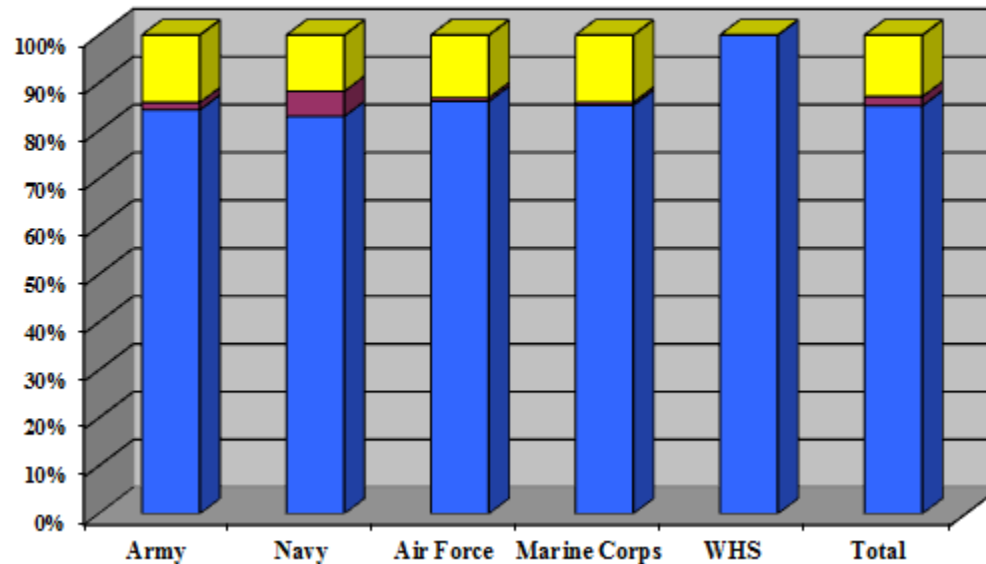
⁵ A factor to account for construction contingencies; the current value of the factor is 1.05.

Department of Defense Base Structure Report FY 2011 Baseline

IV. Portfolio Summary

DoD manages a worldwide real property portfolio that spans all 50 states, seven U.S. territories, and 39 foreign countries. The majority of the foreign sites are located in Germany (194 sites), Japan (108 sites), and South Korea (82 sites). Locations of DoD sites by Military Service and Agency are depicted in Figure 1.

Geographic Distribution of DoD Sites



Area	Army	Navy	Air Force	Marine Corps	WHS	Total
United States	1,536	795	1,534	130	132	4,127
Territories	27	50	10	0	0	87
Overseas	255	113	221	22	0	611
Total	1,818	958	1,765	152	132	4,825

Figure 1. Locations of DoD Sites by Service/Agency

**Department of Defense
Base Structure Report
FY 2011 Baseline**

DoD uses the Real Property Classification System (RPCS) as the framework for cataloging the Department’s real property portfolio. Definitions for asset classifications are presented on page DoD-6. Table 1 shows the breakout of buildings, structures, and linear structures by location for the Department worldwide, based on the DoD RPCS.

Area	Number of Assets			Total
	Buildings	Structures	Linear Structures	
United States	237,362	152,616	41,440	431,418
Territories	6,251	3,459	1,052	10,762
Overseas	52,132	38,867	9,029	100,028
Grand Total	295,745	194,942	51,521	542,208

Table 1. Number of DoD Facilities by Type Worldwide

Department of Defense Base Structure Report FY 2011 Baseline

The Department's real property facility portfolio is depicted in Figure 2, broken out by Military Service and WHS. Buildings represent the majority of the Department's portfolio (55%), followed by structures (36%), and linear structures (9%). DoD's facilities portfolio by PRV is also shown in Figure 2. As noted in Figure 2, the Army possesses the largest quantity of facilities and the largest PRV of the Department's total inventory.

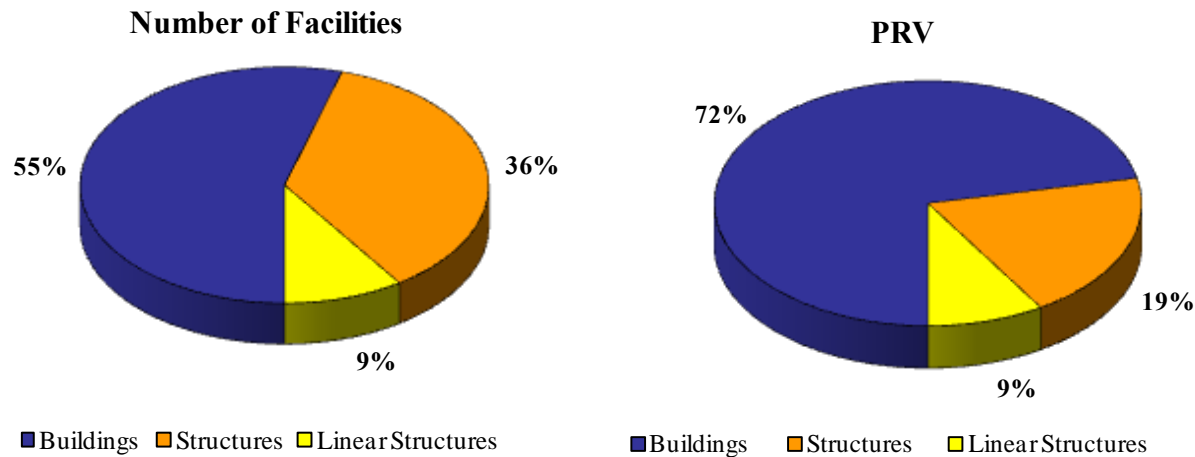


Figure 2. Number and PRV of DoD Facilities

Service/WHS	Number of Assets				PRV (\$B)			
	Buildings	Structures	Linear Structures	Total	Buildings	Structures	Linear Structures	Total
Army	140,157	81,831	24,268	246,256	\$ 239.71	\$ 40.62	\$ 31.44	\$ 311.77
Navy	64,949	39,299	8,221	112,469	\$ 138.62	\$ 53.83	\$ 16.71	\$ 209.17
Air Force	65,329	57,898	17,190	140,417	\$ 175.79	\$ 60.27	\$ 22.47	\$ 258.52
Marine Corps	25,096	15,483	1,740	42,319	\$ 46.73	\$ 10.11	\$ 4.40	\$ 61.24
WHS	214	431	102	747	\$ 7.28	\$ 0.10	\$ 0.03	\$ 7.42
DoD	295,745	194,942	51,521	542,208	\$ 608.13	\$ 164.93	\$ 75.05	\$ 848.11

Table 2. Facilities Portfolio by PRV

**Department of Defense
Base Structure Report
FY 2011 Baseline**

Buildings Portfolio

DoD occupies a reported 295,745 buildings throughout the world, valued at over \$575 billion and comprising over 2.2 billion square feet. The Department’s building portfolio by legal interest is depicted in Table 3. Over 68% of the buildings used by the Department are owned while 3% are leased.

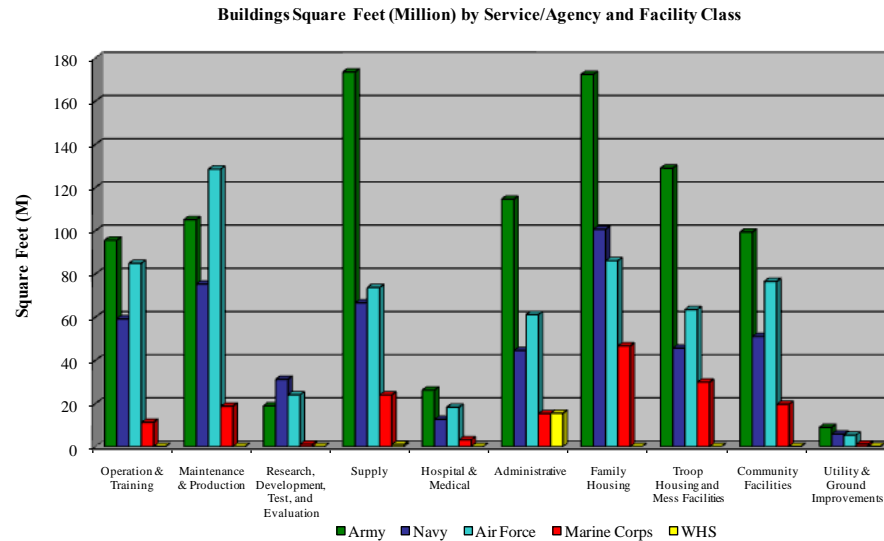
Service/WHs	Number of Assets			Total
	Owned	Leased	Other	
Army	90,122	5,033	45,002	140,157
Navy	42,858	1,079	21,012	64,949
Air Force	57,386	2,441	5,502	65,329
Marine Corps	11,484	375	13,237	25,096
WHs	89	125	0	214
DoD Total	201,939	9,053	84,753	295,745

Table 3. Number of DoD Buildings by Legal Interest⁶

The Department’s building portfolio by facility class and square feet is shown in Figure 3. The Army manages a total of 943 million square feet of building space and has the largest square footage for almost all facility classes.

⁶ Figures include those buildings that have been privatized or are operated by private entities in direct support of the DoD mission. These types of relationships are included in the “Other” category and account for 22% of the total number of buildings.

Department of Defense Base Structure Report FY 2011 Baseline



Facility Class	Army	Navy	Air Force	Marine Corps	WHS	DoD
Operation & Training	95.5	59.2	84.9	11.2	0.0	250.9
Maintenance & Production	105.1	75.3	128.5	18.7	0.0	327.6
Research, Development, Test, and Evaluation	18.9	31.1	24.0	1.1	0.0	75.1
Supply	173.4	66.6	73.7	23.9	1.0	338.6
Hospital & Medical	26.1	12.6	18.2	3.1	0.0	60.1
Administrative	114.6	44.5	61.1	15.3	15.5	250.9
Family Housing	172.3	100.6	86.1	46.6	0.0	405.5
Troop Housing and Mess Facilities	128.9	45.5	63.5	29.8	0.0	267.8
Community Facilities	99.3	51.0	76.5	19.6	0.1	246.5
Utility & Ground Improvements	8.9	5.8	5.4	1.1	0.1	21.4
Grand Total	943.0	492.1	621.8	170.5	16.7	2,244.3

Figure 3. Square Feet (Million) by Service/Agency and Facility Class – Buildings Only⁷

⁷ Figures include those buildings that have been privatized or are operated by private entities in direct support of the DoD mission. These types of relationships account for nearly 10% of the total square footage.

Department of Defense Base Structure Report FY 2011 Baseline

The Department's buildings profile by facility class is shown by square footage and PRV in Figure 4.

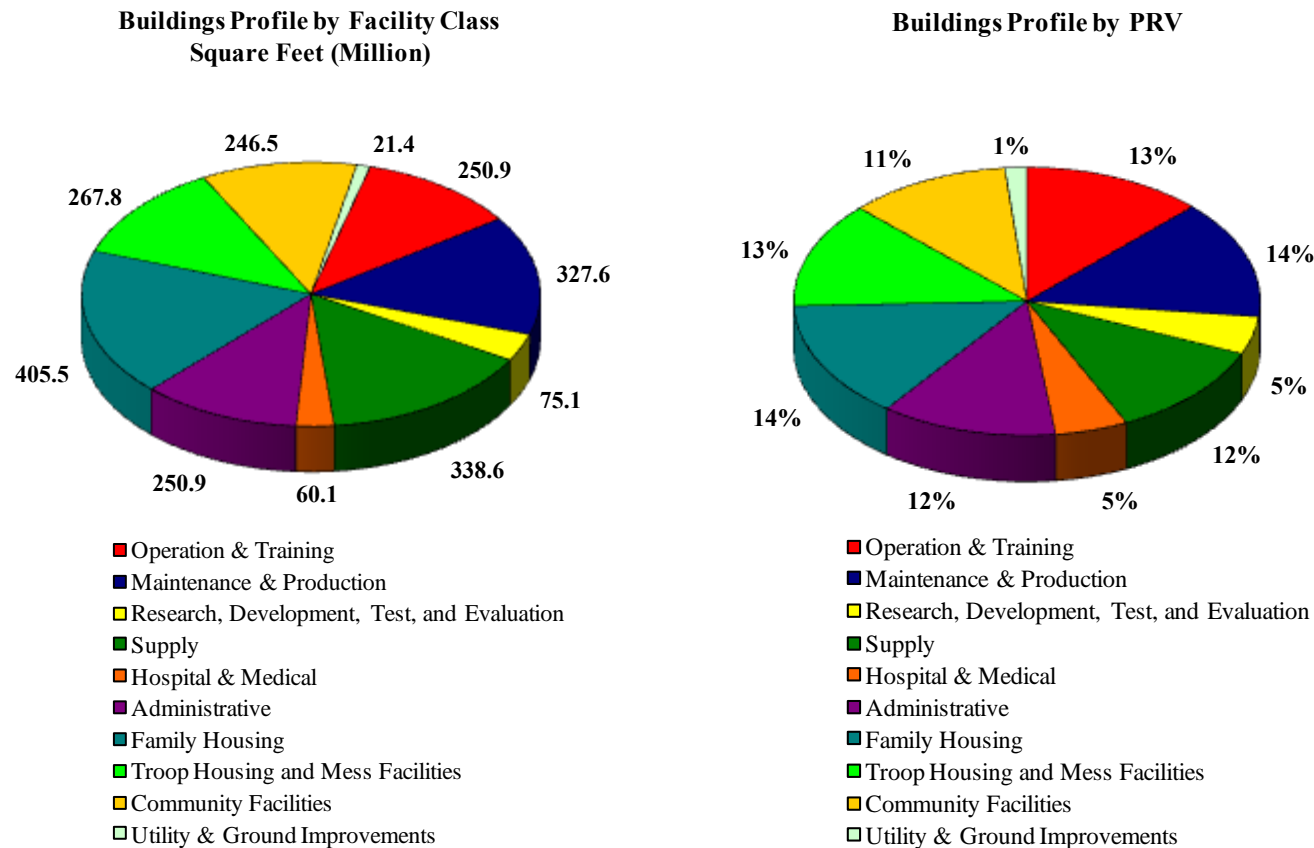


Figure 4. Area and PRV of DoD Buildings by Facility Class⁸

The Department's buildings portfolio by facility class, area, and ownership is provided in Table 4. The table summarizes the asset count, square feet in millions (SqFt (M)), and PRV in millions (PRV (\$M)).

⁸ Figures include those buildings that have been privatized or are operated by private entities in direct support of the DoD mission. These types of relationships account for 8% of the total buildings PRV.

Department of Defense Base Structure Report FY 2011 Baseline

Facility Class	Area	Owned			Leased			Other			DoD Total		
		Count	SqFt (M)	PRV(\$M)	Count	SqFt (M)	PRV (\$M)	Count	SqFt (M)	PRV (\$M)	Count	SqFt (M)	PRV (\$M)
Operation & Training	United States	21,037	219.6	64,642	219	2.3	585	564	4.8	1,456	21,820	226.8	66,683
	Territories	546	3.5	1,796	1	0.0	1	3	0.0	9	550	3.6	1,806
	Overseas	2,787	11.0	4,590	23	0.2	59	1,119	9.3	3,176	3,929	20.5	7,826
Operation & Training Total		24,370	234.2	71,028	243	2.6	644	1,686	14.1	4,641	26,299	250.9	76,314
Maintenance & Production	United States	19,321	286.7	74,760	76	5.2	350	286	2.8	762	19,683	294.7	75,872
	Territories	296	2.8	1,380	1	0.0	8	1	0.0	0	298	2.8	1,388
	Overseas	1,888	14.7	4,825	13	0.2	48	956	15.2	4,791	2,857	30.1	9,663
Maintenance & Production Total		21,505	304.2	80,965	90	5.4	405	1,243	18.0	5,552	22,838	327.6	86,922
Research, Development, Test, and Evaluation	United States	5,538	72.0	26,555	45	0.7	212	48	1.7	528	5,631	74.4	27,296
	Territories	5	0.0	8	0	0.0	0	0	0.0	0	5	0.0	8
	Overseas	118	0.7	370	2	0.0	5	13	0.1	39	133	0.8	415
Research, Development, Test, and Evaluation Total		5,661	72.6	26,934	47	0.8	218	61	1.7	567	5,769	75.1	27,719
Supply	United States	45,258	283.9	57,441	97	2.8	483	518	2.4	417	45,873	289.0	58,340
	Territories	663	3.1	1,589	0	0.0	0	2	0.0	1	665	3.1	1,590
	Overseas	5,725	24.2	5,561	31	1.6	265	3,262	20.7	4,755	9,018	46.4	10,581
Supply Total		51,646	311.2	64,591	128	4.4	747	3,782	23.0	5,173	55,556	338.6	70,511
Hospital & Medical	United States	1,384	50.8	25,278	21	0.4	158	23	0.6	286	1,428	51.7	25,722
	Territories	47	0.7	705	0	0.0	0	0	0.0	0	47	0.7	705
	Overseas	271	3.4	1,875	3	0.0	8	169	4.2	2,301	443	7.7	4,185
Hospital & Medical Total		1,702	54.9	27,858	24	0.4	167	192	4.8	2,587	1,918	60.1	30,612
Administrative	United States	11,540	201.5	59,224	397	11.9	3,119	496	3.8	990	12,433	217.3	63,332
	Territories	247	1.9	998	2	0.0	3	0	0.0	0	249	2.0	1,001
	Overseas	1,925	11.8	3,850	42	0.6	165	1,170	19.3	5,918	3,137	31.7	9,933
Administrative Total		13,712	215.3	64,072	441	12.4	3,287	1,666	23.2	6,907	15,819	250.9	74,267
Family Housing	United States	22,099	66.8	13,422	3,263	12.8	2,487	64,889	212.9	44,016	90,251	292.6	59,925
	Territories	3,097	7.2	2,724	0	0.0	0	0	0.0	0	3,097	7.2	2,724
	Overseas	8,954	25.6	5,806	4,426	18.4	3,719	4,783	61.8	14,104	18,163	105.8	23,630
Family Housing Total		34,150	99.6	21,953	7,689	31.2	6,206	69,672	274.7	58,120	111,511	405.5	86,279
Troop Housing and Mess Facilities	United States	10,050	200.3	56,206	89	0.5	125	816	5.0	1,398	10,955	205.8	57,729
	Territories	487	3.2	1,665	0	0.0	0	0	0.0	0	487	3.2	1,665
	Overseas	2,715	29.3	9,062	92	0.5	166	1,361	29.0	9,259	4,168	58.8	18,487
Troop Housing and Mess Facilities Total		13,252	232.7	66,932	181	1.0	291	2,177	34.0	10,658	15,610	267.8	77,881
Community Facilities	United States	18,153	171.0	44,828	110	0.8	187	702	7.7	2,116	18,965	179.4	47,131
	Territories	453	4.5	2,195	1	0.0	2	6	0.1	24	460	4.6	2,221
	Overseas	3,617	29.9	8,987	61	1.4	433	1,774	31.2	9,551	5,452	62.4	18,971
Community Facilities Total		22,223	205.3	56,011	172	2.2	622	2,482	38.9	11,691	24,877	246.5	68,323
Utility & Ground Improvements	United States	9,873	15.7	6,789	23	0.2	34	427	0.8	462	10,323	16.6	7,284
	Territories	391	0.5	242	0	0.0	0	2	0.0	0	393	0.5	243
	Overseas	3,454	2.3	1,024	15	0.0	11	1,363	1.9	740	4,832	4.3	1,776
Utility & Ground Improvements Total		13,718	18.4	8,056	38	0.2	45	1,792	2.7	1,202	15,548	21.4	9,303
Total	United States	164,253	1,568.2	429,146	4,340	37.6	7,740	68,769	242.5	52,430	237,362	1,848.3	489,316
	Territories	6,232	27.5	13,303	5	0.0	13	14	0.1	35	6,251	27.6	13,351
	Overseas	31,454	152.8	45,951	4,708	22.9	4,880	15,970	192.7	54,634	52,132	368.4	105,465
Grand Total		201,939	1,748.5	488,399	9,053	60.5	12,633	84,753	435.3	107,098	295,745	2,244.3	608,131

Table 4. Buildings Portfolio (Count, Square Feet, and PRV) by Location

**Department of Defense
Base Structure Report
FY 2011 Baseline**

Structures Portfolio

DoD uses over 194,000 structures throughout the world, valued at over \$166 billion. Table 5. depicts the Department’s structures portfolio by legal interest. Over 89% of the Department’s structures are owned while 0.4% are leased.

Service/WHS	Number of Assets			
	Owned	Leased	Other	Total
Army	71,958	358	9,515	81,831
Navy	35,859	233	3,214	39,306
Air Force	53,169	241	4,488	57,898
Marine Corps	12,452	31	2,993	15,476
WHS	428	1	2	431
DoD Total	173,866	864	20,212	194,942

Table 5. Number of DoD Structures by Legal Interest⁹

The predominant use of the structures by PRV is shown in Figure 5.

⁹ Figures include those structures that have been privatized or are operated by private entities in direct support of the DoD mission. These types of relationships are included in the "Other" category. They account for over 2% of the total number of structures and 1% of the total structures PRV.

Department of Defense Base Structure Report FY 2011 Baseline

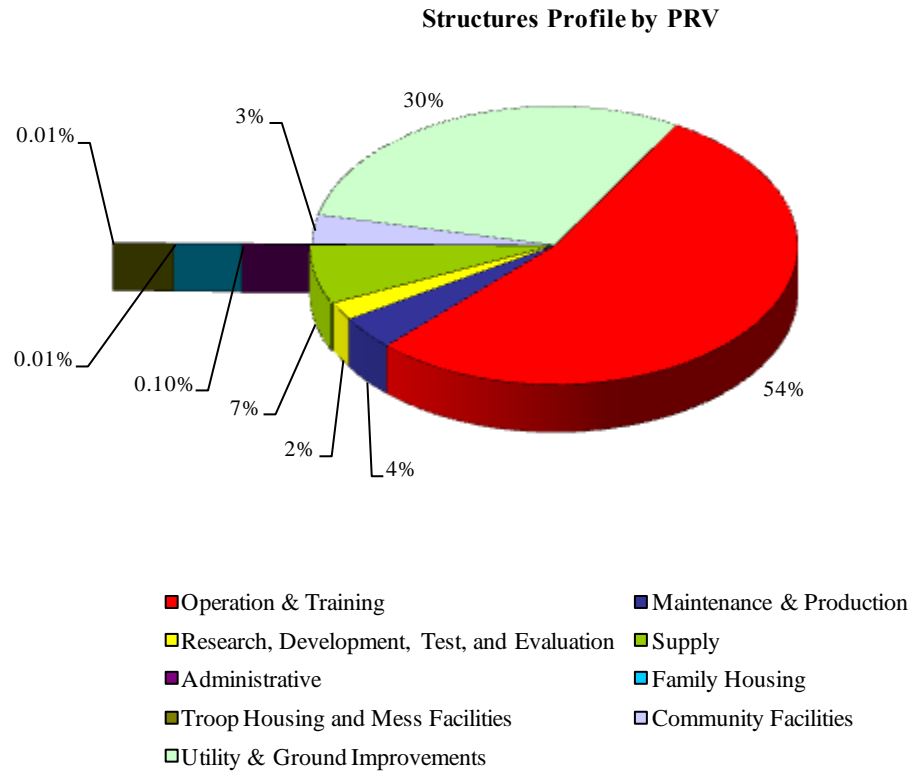


Figure 5. Structures Facility Class by PRV

The Department's structures portfolio (count and PRV) by facility class, area, and ownership is shown in Table 6.

**Department of Defense
Base Structure Report
FY 2011 Baseline**

Facility Class	Area	Owned		Leased		Other		DoD Total	
		Count	PRV (\$M)	Count	PRV (\$M)	Count	PRV (\$M)	Count	PRV (\$M)
Operation & Training	United States	41,750	68,671	124	346	1,328	1,032	43,202	70,050
	Territories	813	5,861	1	0	10	0	824	5,861
	Overseas	7,078	8,101	38	55	2,547	4,715	9,663	12,872
Operation & Training Total		49,641	82,634	163	401	3,885	5,748	53,689	88,783
Maintenance & Production	United States	3,474	5,259	6	2	33	16	3,513	5,277
	Territories	65	73	0	0	0	0	65	73
	Overseas	367	233	0	0	312	760	679	993
Maintenance & Production Total		3,906	5,564	6	2	345	777	4,257	6,343
Research, Development, Test, and Evaluation	United States	2,568	3,486	0	0	5	0	2,573	3,486
	Territories	4	2	0	0	0	0	4	2
	Overseas	102	59	0	0	0	0	102	59
Research, Development, Test, and Evaluation Total		2,674	3,547	0	0	5	0	2,679	3,547
Supply	United States	9,949	7,631	16	5	125	72	10,090	7,709
	Territories	149	506	0	0	0	0	149	506
	Overseas	1,663	1,981	4	1	530	1,378	2,197	3,360
Supply Total		11,761	10,119	20	6	655	1,451	12,436	11,576
Administrative	United States	5,389	154	18	0	149	7	5,556	161
	Territories	212	8	0	0	0	0	212	8
	Overseas	802	36	0	0	158	3	960	39
Administrative Total		6,403	198	18	0	307	10	6,728	208
Family Housing	United States	150	12	0	0	6	6	156	17
	Territories	0	0	0	0	0	0	0	0
	Overseas	3	0	0	0	0	0	3	0
Family Housing Total		153	12	0	0	6	6	159	18
Troop Housing and Mess Facilities	United States	771	16	3	0	163	1	937	16
	Territories	3	0	0	0	0	0	3	0
	Overseas	387	5	0	0	324	1	711	6
Troop Housing and Mess Facilities Total		1,161	21	3	0	487	2	1,651	23
Community Facilities	United States	18,488	3,813	134	24	2,325	414	20,947	4,251
	Territories	604	170	0	0	5	0	609	170
	Overseas	4,633	806	131	34	837	278	5,601	1,119
Community Facilities Total		23,725	4,789	265	58	3,167	693	27,157	5,540
Utility & Ground Improvements	United States	60,546	39,043	214	55	4,882	1,604	65,642	40,701
	Territories	1,581	2,351	0	0	12	1	1,593	2,352
	Overseas	12,315	3,804	175	13	6,461	2,021	18,951	5,838
Utility & Ground Improvements Total		74,442	45,199	389	68	11,355	3,625	86,186	48,891
Total	United States	143,085	128,084	515	432	9,016	3,153	152,616	131,668
	Territories	3,431	8,971	1	0	27	2	3,459	8,972
	Overseas	27,350	15,027	348	103	11,169	9,157	38,867	24,287
Grand Total		173,866	152,082	864	535	20,212	12,311	194,942	164,928

Table 6. Structures Portfolio (Count and PRV) by Location

Department of Defense Base Structure Report FY 2011 Baseline

Linear Structures Portfolio

DoD manages a reported 51,500 linear structures throughout the world, valued at over \$75 billion. The Department’s linear structures portfolio by legal interest is depicted in Table 7. DoD owns just over 83% of the more than 50,000 linear structures it manages. The preponderance of these are Utilities and Ground Improvements such as roads. The predominant use of the linear structures by PRV is shown in Figure 6.

Service/WHS	Number of Assets			Total
	Owned	Leased	Other	
Army	18,646	98	5,524	24,268
Navy	7,242	20	967	8,229
Air Force	15,901	85	1,204	17,190
Marine Corps	1,496	0	236	1,732
WHS	101	0	1	102
DoD Total	43,386	203	7,932	51,521

Table 7. Number of DoD Linear Structures by Legal Interest¹⁰




Figure 6. Linear Structures Facility Class by PRV

The Department’s linear structures portfolio (count and PRV) by facility class, area, and ownership is shown in Table 8.

¹⁰ Figures include those linear structures that have been privatized or are operated by private entities in direct support of the DoD mission. These types of relationships are included in the “Other” category. They account for 4% of the total number of linear structures and 3% of the total linear structures PRV.

**Department of Defense
Base Structure Report
FY 2011 Baseline**

Facility Class	Area	Owned		Leased		Other		DoD Total	
		Count	PRV (\$M)	Count	PRV (\$M)	Count	PRV (\$M)	Count	PRV (\$M)
Operation & Training	United States	2,149	11,154	3	2	187	222	2,339	11,378
	Territories	54	1,743	0	0	4	1	58	1,744
	Overseas	328	1,688	0	0	132	1,047	460	2,735
Operation & Training Total		2,531	14,586	3	2	323	1,270	2,857	15,857
Utility & Ground Improvements	United States	34,593	46,857	151	46	4,357	2,656	39,101	49,558
	Territories	981	1,692	0	0	13	0	994	1,693
	Overseas	5,281	4,043	49	27	3,239	3,875	8,569	7,945
Utility & Ground Improvements Total		40,855	52,592	200	72	7,609	6,532	48,664	59,196
Total	United States	36,742	58,011	154	48	4,544	2,878	41,440	60,936
	Territories	1,035	3,435	0	0	17	1	1,052	3,436
	Overseas	5,609	5,731	49	27	3,371	4,922	9,029	10,681
Grand Total		43,386	67,178	203	75	7,932	7,801	51,521	75,054

Table 8. Linear Structures Portfolio (Count and PRV) by Location

Department of Defense Base Structure Report FY 2011 Baseline

Land Portfolio

DoD manages over 28.5 million acres of land worldwide. More than 97% of that land is located in the United States or U.S. Territories. The majority of land controlled by the Department (81%) is government owned. The Army controls the largest percentage of the Department's land (49%) followed by the Air Force (35%). Figure 7 and Table 9 depict the land portfolio.

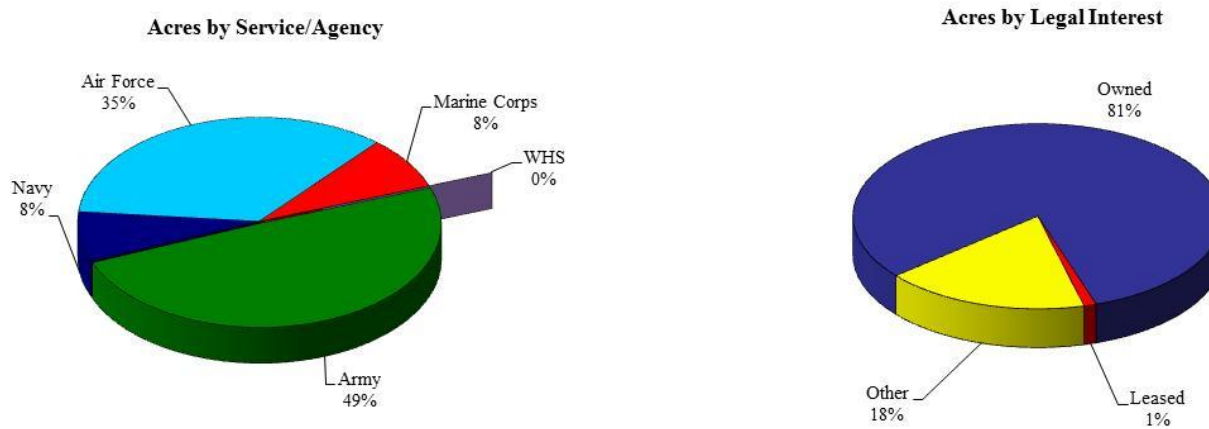


Figure 7. Percentage of Land by Military Service/WHS and Legal Interest

**Department of Defense
Base Structure Report
FY 2011 Baseline**

Service/WHS	Number of Acres			Total
	Owned	Leased	Other	
Army	11,794,334	158,769	2,118,586	14,071,689
Navy	2,013,065	55,315	124,679	2,193,059
Air Force	7,101,774	92,130	2,721,203	9,915,107
Marine Corps	2,181,262	1,412	140,823	2,323,497
WHS	991			991
DoD Total	23,091,426	307,626	5,105,292	28,504,343

Table 9. Acres of Land by Legal Interest

**Department of Defense
Base Structure Report
FY 2011 Baseline**

State Army National Guard Portfolio

The Army, in collaboration with the National Guard Bureau, manages domestic real property with individual States. Table 10 shows Army National Guard sites owned or managed by DoD and the States.

The State portfolio consists of more than 59,500 facilities (valued at \$30 billion) and 1.2 million acres located on more than 2,800 sites in the United States and Territories. Table 11 shows the number of State sites and assets, plant replacement value by type (buildings, structures, linear structures), and number of acres by location. The States or Territories own 776,000 of the 1,190,000 acres.

Table 12 shows the asset count and plant replacement value of the State facilities by Facility Class based on the DoD RPCS.

Army National Guard Rt gugpeg			
Area	DoD	State	Total
United States	366	2,768	3,134
Territories	11	33	44
Total	377	2,801	3,178

Table 10. Number of Usgu'y kj 'Army National Guard Rt gugpeg

Area	Number of Sites	Buildings		Structures		Linear Structures		Total		Land
		Count	PRV (\$M)	Count	PRV (\$M)	Count	PRV (\$M)	Count	PRV (\$M)	Acres
United States	2,768	14,552	25,296	28,772	3,078	16,074	1,547	59,398	29,921	1,189,987
Territories	33	80	254	92	16	17	2	189	272	262
Grand Total	2,801	14,632	25,550	28,864	3,094	16,091	1,549	59,587	30,193	1,190,249

Table 11. Number of State Army National Guard Assets by Type

**Department of Defense
Base Structure Report
FY 2011 Baseline**

Facility Class	Building		Structure		Linear Structure		Total	
	Count	PRV(\$M)	Count	PRV(\$M)	Count	PRV(\$M)	Count	PRV(\$M)
Administrative	996	1,326	2,611	25	0	0	3,607	1,352
Community Facilities	848	531	577	52	0	0	1,425	583
Family Housing	250	61	70	2	0	0	320	63
Hospital & Medical	35	82	0	0	0	0	35	82
Maintenance & Production	1,608	4,366	1,052	168	0	0	2,660	4,534
Operation & Training	3,637	15,495	5,092	1,639	374	387	9,103	17,520
Research, Development, Test, and Evaluation	1	0	0	0	0	0	1	0
Supply	4,836	2,092	452	77	0	0	5,288	2,170
Troop Housing and Mess Facilities	2,206	1,549	109	0	0	0	2,315	1,549
Utility & Ground Improvements	215	49	18,901	1,130	15,717	1,163	34,833	2,341
Grand Total	14,632	25,550	28,864	3,094	16,091	1,549	59,587	30,193

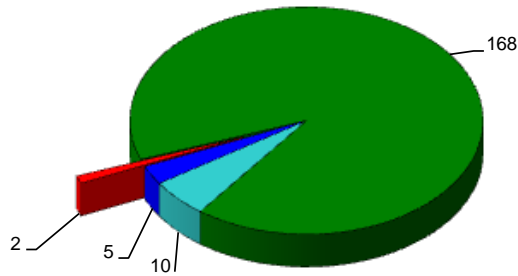
Table 12. Count / PRV for State Army National Guard Assets by Facility Class

Department of Defense Base Structure Report FY 2011 Baseline

BRAC 2005

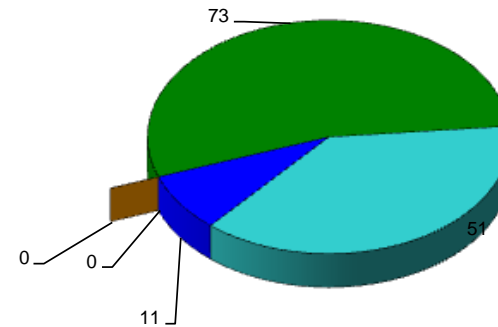
DoD uses the BRAC process to reorganize its real property infrastructure to more efficiently and effectively support its forces, increase operational readiness and facilitate new ways of doing business. Authorized by Public Law 101-510, the BRAC 2005 Commission's recommendations will result in the closure of 185 sites and realignment at an additional 135 sites. The Department has until September 15, 2011, to complete implementation of the BRAC 2005 recommendations.

BRAC 2005 Closures



■ Army ■ Navy ■ Air Force ■ Marines ■ WHS

BRAC 2005 Realignment



■ Army ■ Navy ■ Air Force ■ Marines ■ WHS

Service/WH	Closure				Realignment			
	Active	Guard	Reserve	Total	Active	Guard	Reserve	Total
Army	15	0	153	168	52	2	19	73
Navy	9	0	1	10	51	0	0	51
Air Force	5	0	0	5	10	1	0	11
Marines	1	0	1	2	0	0	0	0
WHS	0	0	0	0	0	0	0	0
DoD Total	30	0	155	185	113	3	19	135

Figure 8. Number of BRAC 2005 Closures and Realignments

THIS PAGE INTENTIONALLY LEFT BLANK

SITE SIZE SUMMARIES

Site Size By Location - FY 2011 Baseline Data

<i>Location</i>	<i>No. of Large Sites</i>	<i>No. of Medium Sites</i>	<i>No. of Small Sites</i>	<i>No. of Other Sites</i>	<i>Total Sites</i>
United States	115	99	3,518	395	4,127
US Territories	3	3	67	14	87
Overseas	20	16	549	26	611
Total	138	118	4,134	435	4,825

<i>Location</i>	<i>Component</i>	<i>No. of Large Sites</i>	<i>No. of Medium Sites</i>	<i>No. of Small Sites</i>	<i>No. of Other Sites</i>	<i>Total Sites</i>
United States	Army	42	34	1,380	80	1,536
	Navy	22	30	601	142	795
	Air Force	41	31	1,316	146	1,534
	Marine Corps	9	4	90	27	130
	WHS	1	0	131	0	132
	United States Total:		115	99	3,518	395
US Territories	Army	0	1	26	0	27
	Navy	3	2	31	14	50
	Air Force	0	0	10	0	10
	US Territories Total:	3	3	67	14	87
Overseas	Army	4	7	238	6	255
	Navy	5	2	97	9	113
	Air Force	8	6	201	6	221
	Marine Corps	3	1	13	5	22
	Overseas Total:	20	16	549	26	611
Grand Total:		138	118	4,134	435	4,825

<i>Large Site</i>	= Total PRV greater than or equal to \$1.741B
<i>Medium Site</i>	= Total PRV less than \$1.741B and greater than or equal to \$929M
<i>Small Site</i>	= Total PRV less than \$929M and greater than 0
<i>Other Site</i>	= PRV equal to 0 (Zero) - primarily land records

Site Size By Location - FY 2011 Baseline Data

<i>Location</i>	<i>Component</i>	<i>No. of Large Sites</i>	<i>No. of Medium Sites</i>	<i>No. of Small Sites</i>	<i>No. of Other Sites</i>	<i>Total Sites</i>
Alabama	Army	2	1	50	10	63
	Navy	0	0	12	1	13
	Air Force	0	1	10	0	11
	Marine Corps	0	0	2	0	2
	Total	2	2	74	11	89
Alaska	Army	4	0	74	7	85
	Navy	0	0	4	0	4
	Air Force	3	0	49	16	68
	Total	7	0	127	23	157
Arizona	Army	1	2	16	0	19
	Navy	0	0	3	0	3
	Air Force	1	1	17	2	21
	Marine Corps	1	0	4	0	5
	Total	3	3	40	2	48
Arkansas	Army	0	1	16	0	17
	Air Force	0	1	6	0	7
	Total	0	2	22	0	24
California	Army	2	2	67	5	76
	Navy	7	6	126	29	168
	Air Force	5	3	66	2	76
	Marine Corps	3	0	17	8	28
	Total	17	11	276	44	348
Colorado	Army	1	1	12	0	14
	Navy	0	0	2	0	2
	Air Force	1	2	66	3	72
	Total	2	3	80	3	88

<i>Large Site</i>	= Total PRV greater than or equal to \$1.741B
<i>Medium Site</i>	= Total PRV less than \$1.741B and greater than or equal to \$929M
<i>Small Site</i>	= Total PRV less than \$929M and greater than 0
<i>Other Site</i>	= PRV equal to 0 (Zero) - primarily land records

Site Size By Location - FY 2011 Baseline Data

<i>Location</i>	<i>Component</i>	<i>No. of Large Sites</i>	<i>No. of Medium Sites</i>	<i>No. of Small Sites</i>	<i>No. of Other Sites</i>	<i>Total Sites</i>
Connecticut	Army	0	0	20	0	20
	Navy	0	1	12	0	13
	Air Force	0	0	2	0	2
	Total	0	1	34	0	35
Delaware	Army	0	0	4	0	4
	Navy	0	0	2	0	2
	Air Force	0	1	2	1	4
	WHS	0	0	3	0	3
	Total	0	1	11	1	13
District of Columbia	Army	0	1	2	0	3
	Navy	0	2	6	0	8
	Air Force	0	1	0	0	1
	Marine Corps	0	0	3	0	3
	WHS	0	0	9	0	9
	Total	0	4	20	0	24
Florida	Army	0	0	39	1	40
	Navy	2	1	60	6	69
	Air Force	2	4	52	10	68
	Marine Corps	0	0	3	1	4
	Total	4	5	154	18	181
Georgia	Army	3	2	24	3	32
	Navy	1	0	11	0	12
	Air Force	1	1	17	4	23
	Marine Corps	0	1	3	0	4
	Total	5	4	55	7	71

<i>Large Site</i>	= Total PRV greater than or equal to \$1.741B
<i>Medium Site</i>	= Total PRV less than \$1.741B and greater than or equal to \$929M
<i>Small Site</i>	= Total PRV less than \$929M and greater than 0
<i>Other Site</i>	= PRV equal to 0 (Zero) - primarily land records

Site Size By Location - FY 2011 Baseline Data

<i>Location</i>	<i>Component</i>	<i>No. of Large Sites</i>	<i>No. of Medium Sites</i>	<i>No. of Small Sites</i>	<i>No. of Other Sites</i>	<i>Total Sites</i>
Hawaii	Army	3	2	21	2	28
	Navy	2	2	23	35	62
	Air Force	1	0	18	1	20
	Marine Corps	1	0	7	1	9
	Total	7	4	69	39	119
Idaho	Army	0	0	8	4	12
	Navy	0	0	4	0	4
	Air Force	1	0	43	1	45
	Total	1	0	55	5	61
Illinois	Army	0	1	37	0	38
	Navy	1	0	13	0	14
	Air Force	1	1	9	1	12
	Marine Corps	0	0	1	0	1
	WHS	0	0	1	0	1
	Total	2	2	61	1	66
Indiana	Army	0	1	27	0	28
	Navy	1	0	2	0	3
	Air Force	0	0	6	0	6
	Marine Corps	0	0	1	0	1
	Total	1	1	36	0	38
Iowa	Army	0	1	23	2	26
	Navy	0	0	1	0	1
	Air Force	0	0	6	0	6
	Total	0	1	30	2	33

<i>Large Site</i>	= Total PRV greater than or equal to \$1.741B
<i>Medium Site</i>	= Total PRV less than \$1.741B and greater than or equal to \$929M
<i>Small Site</i>	= Total PRV less than \$929M and greater than 0
<i>Other Site</i>	= PRV equal to 0 (Zero) - primarily land records

Site Size By Location - FY 2011 Baseline Data

<i>Location</i>	<i>Component</i>	<i>No. of Large Sites</i>	<i>No. of Medium Sites</i>	<i>No. of Small Sites</i>	<i>No. of Other Sites</i>	<i>Total Sites</i>
Kansas	Army	2	0	29	2	33
	Navy	0	0	1	0	1
	Air Force	0	1	9	0	10
	Total	2	1	39	2	44
Kentucky	Army	2	1	22	0	25
	Navy	0	0	1	0	1
	Air Force	0	0	1	0	1
	Total	2	1	24	0	27
Louisiana	Army	1	0	15	1	17
	Navy	0	0	7	0	7
	Air Force	1	0	10	0	11
	Marine Corps	0	0	1	1	2
	Total	2	0	33	2	37
Maine	Army	0	0	6	0	6
	Navy	0	1	12	0	13
	Air Force	0	0	9	0	9
	Total	0	1	27	0	28
Maryland	Army	2	1	35	0	38
	Navy	1	3	33	11	48
	Air Force	1	0	9	1	11
	Marine Corps	0	0	2	0	2
	WHS	0	0	20	0	20
	Total	4	4	99	12	119

<i>Large Site</i>	= Total PRV greater than or equal to \$1.741B
<i>Medium Site</i>	= Total PRV less than \$1.741B and greater than or equal to \$929M
<i>Small Site</i>	= Total PRV less than \$929M and greater than 0
<i>Other Site</i>	= PRV equal to 0 (Zero) - primarily land records

Site Size By Location - FY 2011 Baseline Data

<i>Location</i>	<i>Component</i>	<i>No. of Large Sites</i>	<i>No. of Medium Sites</i>	<i>No. of Small Sites</i>	<i>No. of Other Sites</i>	<i>Total Sites</i>
Massachusetts	Army	0	0	26	0	26
	Navy	0	0	11	1	12
	Air Force	0	1	12	0	13
	Marine Corps	0	0	1	0	1
	Total	0	1	50	1	52
Michigan	Army	0	0	27	1	28
	Navy	0	0	6	0	6
	Air Force	0	1	9	0	10
	Total	0	1	42	1	44
Minnesota	Army	0	0	25	1	26
	Navy	0	0	3	2	5
	Air Force	0	0	10	1	11
	Total	0	0	38	4	42
Mississippi	Army	0	1	30	1	32
	Navy	0	1	6	4	11
	Air Force	1	0	14	0	15
	Total	1	2	50	5	58
Missouri	Army	1	1	28	1	31
	Navy	0	0	4	1	5
	Air Force	1	0	12	0	13
	Marine Corps	0	0	9	0	9
	Total	2	1	53	2	58
Montana	Army	0	0	11	2	13
	Navy	0	0	2	0	2
	Air Force	1	0	234	1	236
	Total	1	0	247	3	251

<i>Large Site</i>	= Total PRV greater than or equal to \$1.741B
<i>Medium Site</i>	= Total PRV less than \$1.741B and greater than or equal to \$929M
<i>Small Site</i>	= Total PRV less than \$929M and greater than 0
<i>Other Site</i>	= PRV equal to 0 (Zero) - primarily land records

Site Size By Location - FY 2011 Baseline Data

<i>Location</i>	<i>Component</i>	<i>No. of Large Sites</i>	<i>No. of Medium Sites</i>	<i>No. of Small Sites</i>	<i>No. of Other Sites</i>	<i>Total Sites</i>
Nebraska	Army	0	0	21	0	21
	Navy	0	0	1	0	1
	Air Force	1	0	98	0	99
	Total	1	0	120	0	121
Nevada	Army	1	0	5	0	6
	Navy	0	1	14	3	18
	Air Force	1	1	14	10	26
	Marine Corps	0	0	1	0	1
	Total	2	2	34	13	51
New Hampshire	Army	0	0	5	0	5
	Air Force	0	0	3	0	3
	Total	0	0	8	0	8
New Jersey	Army	0	2	12	0	14
	Navy	0	1	8	1	10
	Air Force	2	1	8	2	13
	Total	2	4	28	3	37
New Mexico	Army	1	0	11	2	14
	Navy	0	0	1	0	1
	Air Force	2	1	26	4	33
	Total	3	1	38	6	48
New York	Army	2	0	118	1	121
	Navy	0	0	20	0	20
	Air Force	1	0	17	3	21
	Marine Corps	0	0	4	0	4
	Total	3	0	159	4	166

<i>Large Site</i>	= Total PRV greater than or equal to \$1.741B
<i>Medium Site</i>	= Total PRV less than \$1.741B and greater than or equal to \$929M
<i>Small Site</i>	= Total PRV less than \$929M and greater than 0
<i>Other Site</i>	= PRV equal to 0 (Zero) - primarily land records

Site Size By Location - FY 2011 Baseline Data

<i>Location</i>	<i>Component</i>	<i>No. of Large Sites</i>	<i>No. of Medium Sites</i>	<i>No. of Small Sites</i>	<i>No. of Other Sites</i>	<i>Total Sites</i>
North Carolina	Army	1	0	41	8	50
	Navy	0	0	9	7	16
	Air Force	0	2	13	1	16
	Marine Corps	3	1	10	7	21
	Total	4	3	73	23	103
North Dakota	Army	0	0	12	1	13
	Navy	0	0	3	0	3
	Air Force	2	0	179	2	183
	Total	2	0	194	3	199
Ohio	Army	0	1	43	4	48
	Navy	0	0	7	0	7
	Air Force	1	0	11	0	12
	Marine Corps	0	0	1	0	1
	Total	1	1	62	4	68
Oklahoma	Army	2	0	30	0	32
	Navy	0	0	2	0	2
	Air Force	1	1	13	1	16
	Total	3	1	45	1	50
Oregon	Army	0	1	15	2	18
	Navy	0	0	4	0	4
	Air Force	0	0	12	0	12
	Total	0	1	31	2	34

<i>Large Site</i>	= Total PRV greater than or equal to \$1.741B
<i>Medium Site</i>	= Total PRV less than \$1.741B and greater than or equal to \$929M
<i>Small Site</i>	= Total PRV less than \$929M and greater than 0
<i>Other Site</i>	= PRV equal to 0 (Zero) - primarily land records

Site Size By Location - FY 2011 Baseline Data

<i>Location</i>	<i>Component</i>	<i>No. of Large Sites</i>	<i>No. of Medium Sites</i>	<i>No. of Small Sites</i>	<i>No. of Other Sites</i>	<i>Total Sites</i>
Pennsylvania	Army	0	4	94	7	105
	Navy	0	1	16	0	17
	Air Force	0	0	14	2	16
	Marine Corps	0	0	3	0	3
	WHS	0	0	1	0	1
	Total	0	5	128	9	142
Rhode Island	Army	0	0	13	0	13
	Navy	1	0	10	0	11
	Air Force	0	0	4	0	4
	Total	1	0	27	0	28
South Carolina	Army	1	0	18	0	19
	Navy	1	0	13	0	14
	Air Force	0	2	11	6	19
	Marine Corps	0	2	2	8	12
	Total	2	4	44	14	64
South Dakota	Army	0	0	5	2	7
	Navy	0	0	1	0	1
	Air Force	1	0	16	1	18
	Total	1	0	22	3	26
Tennessee	Army	1	1	33	0	35
	Navy	0	0	5	0	5
	Air Force	1	0	4	1	6
	Marine Corps	0	0	1	0	1
	Total	2	1	43	1	47

<i>Large Site</i>	= Total PRV greater than or equal to \$1.741B
<i>Medium Site</i>	= Total PRV less than \$1.741B and greater than or equal to \$929M
<i>Small Site</i>	= Total PRV less than \$929M and greater than 0
<i>Other Site</i>	= PRV equal to 0 (Zero) - primarily land records

Site Size By Location - FY 2011 Baseline Data

<i>Location</i>	<i>Component</i>	<i>No. of Large Sites</i>	<i>No. of Medium Sites</i>	<i>No. of Small Sites</i>	<i>No. of Other Sites</i>	<i>Total Sites</i>
Texas	Army	4	1	73	4	82
	Navy	0	2	21	2	25
	Air Force	3	3	43	2	51
	Marine Corps	0	0	2	0	2
	Total	7	6	139	8	160
Utah	Army	0	2	15	1	18
	Navy	0	0	2	0	2
	Air Force	1	0	11	62	74
	Total	1	2	28	63	94
Vermont	Army	0	0	9	0	9
	Navy	0	0	1	0	1
	Air Force	0	0	1	0	1
	Total	0	0	11	0	11
Virginia	Army	3	3	32	0	38
	Navy	2	7	47	20	76
	Air Force	1	0	5	1	7
	Marine Corps	1	0	11	0	12
	WHS	1	0	97	0	98
	Total	8	10	192	21	231
Washington	Army	1	0	19	0	20
	Navy	3	1	40	19	63
	Air Force	2	0	19	2	23
	Marine Corps	0	0	1	0	1
	Total	6	1	79	21	107

<i>Large Site</i>	= Total PRV greater than or equal to \$1.741B
<i>Medium Site</i>	= Total PRV less than \$1.741B and greater than or equal to \$929M
<i>Small Site</i>	= Total PRV less than \$929M and greater than 0
<i>Other Site</i>	= PRV equal to 0 (Zero) - primarily land records

Site Size By Location - FY 2011 Baseline Data

<i>Location</i>	<i>Component</i>	<i>No. of Large Sites</i>	<i>No. of Medium Sites</i>	<i>No. of Small Sites</i>	<i>No. of Other Sites</i>	<i>Total Sites</i>
West Virginia	Army	0	0	29	1	30
	Navy	0	0	6	0	6
	Air Force	0	0	2	0	2
	Total	0	0	37	1	38
Wisconsin	Army	1	0	31	1	33
	Navy	0	0	3	0	3
	Air Force	0	0	10	0	10
	Marine Corps	0	0	0	1	1
	Total	1	0	44	2	47
Wyoming	Army	0	0	2	3	5
	Air Force	0	1	84	2	87
	Total	0	1	86	5	92
United States Total:		115	99	3,518	395	4,127
Territories	Army	0	1	26	0	27
	Navy	3	2	31	14	50
	Air Force	0	0	10	0	10
	Total	3	3	67	14	87
Overseas	Army	4	7	238	6	255
	Navy	5	2	97	9	113
	Air Force	8	6	201	6	221
	Marine Corps	3	1	13	5	22
	Total	20	16	549	26	611
Worldwide Total:		138	118	4,134	435	4,825

<i>Large Site</i>	= Total PRV greater than or equal to \$1.741B
<i>Medium Site</i>	= Total PRV less than \$1.741B and greater than or equal to \$929M
<i>Small Site</i>	= Total PRV less than \$929M and greater than 0
<i>Other Site</i>	= PRV equal to 0 (Zero) - primarily land records

THIS PAGE INTENTIONALLY LEFT BLANK

DEPARTMENT OF DEFENSE

Base Structure Report – As of 30 Sept 2010

V. TOTAL DOD INVENTORY

DEPARTMENT OF DEFENSE
Base Structure Report - As of 30 Sept 2010

SITE	BRAC 2005	COMPONENT	NAME NEAREST CITY	BUILDINGS						ACRES OWNED	TOTAL ACRES	PRV (\$M)	MIL	CIV	OTHER
				OWNED		LEASED		OTHER							
				COUNT	SQFT	COUNT	SQFT	COUNT	SQFT						
Alabama															
10C Stagefield		Army Active	Fort Rucker	5	2,933	0	0	0	0	180	180	14.7	0	0	0
310th Chem USARC	C	Army Reserve	Anniston	3	74,932	0	0	0	0	19	19	13.1	142	16	1
Abston ANGS		AF Guard	Montgomery	8	81,723	0	0	0	0	0	27	17.0	38	0	0
Allen Stagefield		Army Active	Wiksburg	4	3,563	0	0	0	0	114	114	13.5	0	0	0
Anniston Army Depot	R	Army Active	Anniston	1,778	9,376,160	0	0	0	0	15,320	15,320	1,981.8	15	4,995	1,594
Barin Field		Navy Active	Foley	7	16,054	0	0	0	0	797	797	38.6	0	0	0
Bill Nichols USARC/ECS #158		Army Reserve	Anniston	2	61,185	0	0	0	0	17	17	14.6	324	40	0
Birmingham Airport		AF Guard	Birmingham	37	339,134	0	0	0	0	0	140	113.1	957	0	0
Brown (4B) Stagefield		Army Active	New Brockton	5	3,253	0	0	0	0	176	176	14.9	0	0	0
Cairns Basefield		Army Active	Daleville	57	529,249	0	0	0	0	1,326	1,326	210.8	0	0	0
Dothan Regional Airport (ANGS)		AF Guard	Dothan	13	97,472	0	0	0	0	0	36	20.2	187	0	0
Fort Benning AL		Army Active	Fort Mitchell	65	58,805	0	0	3	281	12,138	12,138	41.6	0	0	0
Fort McClellan		Army Active	Moody	7	90,031	0	0	0	0	491	491	18.7	0	0	0
Fort McClellan ARNG Training Center		Army Guard	Anniston	231	1,005,177	0	0	0	0	22,583	22,583	245.2	1,139	140	143
Fort Rucker	R	Army Active	Fort Rucker	654	4,791,319	4	9,820	429	1,206,435	57,776	59,260	1,502.3	5,563	2,923	7,265
Goldberg Stagefield		Army Active	Ozark	5	6,076	0	0	0	0	101	101	12.4	0	0	0
Highbluff Stagefield		Army Active	Hartford	5	3,847	0	0	0	0	190	190	13.6	0	0	0
Horace B Hanson USARC		Army Reserve	Birmingham	3	99,804	0	0	0	0	14	14	19.8	669	34	10
Hunt Stagefield		Army Active	Ozark	4	4,139	0	0	0	0	153	153	12.9	0	0	0
Louisville Stagefield		Army Active	Louisville	1	4,280	0	0	0	0	104	104	10.2	0	0	0
Martin ANGS		AF Guard	Gadsden	14	71,253	0	0	0	0	0	29	17.9	0	0	0
Maxwell AFB		AF Active	Maxwell Af Base	252	4,902,886	0	0	0	0	2,528	3,543	1,347.9	2,690	1,289	0
Maxwell AFB Gunter Annex		AF Active	Gunter Afb	57	1,718,388	2	31,567	0	0	353	371	400.8	682	661	0
Montgomery ANGS		AF Guard	Montgomery	6	65,123	0	0	0	0	12	12	14.3	105	0	0
Montgomery Regional Airport ANGB		AF Guard	Montgomery	43	367,249	0	0	0	0	0	70	101.7	1,062	0	0
NOLF Brewton		Navy Active	Brewton	0	0	0	0	2	1,070	0	653	36.3	0	0	0
NOLF Evergreen		Navy Active	Evergreen	0	0	2	7,746	0	0	130	438	25.0	0	0	0
NOLF Silverhill		Navy Active	Daphne	2	1,443	0	0	0	0	397	397	27.4	0	0	0
NOLF Summerdale		Navy Active	Summerdale	1	1,008	0	0	0	0	565	565	28.6	0	0	0
NOLF Wolf		Navy Active	Summerdale	1	240	0	0	0	0	418	418	30.4	0	0	0
NOSC-MCRC Bessemer Al		Navy Reserve	Bessemer	9	72,249	0	0	0	0	15	15	14.3	371	0	0
Redstone Arsenal	R	Army Active	Huntsville	1,389	11,471,261	1	13,847	14	75,322	30,920	37,910	3,930.8	2,035	19,079	16,553

* US Locations that do not meet criteria of at least ten (10) Acres AND at least \$10M PRV. US Territories and Non-US Locations that do not meet criteria of at least ten (10) Acres OR at least \$10M PRV.

DEPARTMENT OF DEFENSE
Base Structure Report - As of 30 Sept 2010

SITE	BRAC 2005	COMPONENT	NAME NEAREST CITY	BUILDINGS						ACRES OWNED	TOTAL ACRES	PRV (\$M)	MIL	CIV	OTHER
				OWNED		LEASED		OTHER							
				COUNT	SQFT	COUNT	SQFT	COUNT	SQFT						
Runkle Stagefield		Army Active	Elba	5	4,718	0	0	0	0	235	235	10.4	0	0	0
Shell Basefield		Army Active	Enterprise	16	68,134	0	0	0	0	296	296	45.7	0	0	0
Skelly Stagefield		Army Active	Kinston	3	6,113	0	0	0	0	193	193	15.1	0	0	0
Stinson (5AB) Stagefield		Army Active	New Brockton	5	3,433	0	0	0	0	191	191	14.8	0	0	0
Toth Stagefield		Army Active	Dothan	4	3,177	0	0	1	220	128	128	17.4	0	0	0
* OTHER SITE(S) : 53				107	616,123	7	16,676	0	0	428	739	141.6	4,141	139	1
Alabama Total:				4,808	36,021,934	16	79,656	449	1,283,328	148,306	159,388	10,549.6	20,120	29,316	25,567
Alaska															
Back Island		Navy Active	Ketchikan	4	25,060	0	0	0	0	0	15	77.9	0	0	0
Barter Island Dew Station Bar		AF Active	Kaktovik	7	65,887	0	0	0	0	0	641	237.6	0	0	0
Big Mountain Radio Relay Site		AF Active	Iliamna	0	0	0	0	0	0	0	402	47.3	0	0	0
Birch Lake Recreation Annex		AF Active	Salcha	31	17,983	0	0	0	0	49	51	14.5	0	0	0
Black Rapids Training Area		Army Active	Delta Junction	7	39,982	0	0	0	0	2,782	2,785	24.5	0	0	0
Blair Lake Air Force Rangeex		AF Active	North Pole	3	31,600	0	0	0	0	0	33,963	30.1	0	0	0
Cape Lisburne Long Range Radar Site		AF Active	Point Hope	7	46,258	0	0	0	0	0	1,125	141.7	0	0	0
Cape Newenham Long Range Radar Site		AF Active	Platinum	9	54,720	0	0	0	0	0	2,359	162.9	0	0	0
Cape Romanzof Long Range Radar Site		AF Active	Hooper Bay	8	36,745	0	0	0	0	0	4,900	66.0	0	0	0
Chena River Research Site		AF Active	North Pole	2	420	0	0	0	0	3,791	3,791	55.8	0	0	0
Clear AB		AF Active	Clear A.F.B.	53	884,359	0	0	0	0	11,438	11,438	742.7	111	60	0
Cold Bay Long Range Radar Site		AF Active	Cold Bay	5	13,548	0	0	0	0	0	208	42.8	0	0	0
Donnelly Training Area		Army Active	Delta Junction	38	110,917	0	0	0	0	631,693	631,693	320.8	0	0	0
Eareckson AS		AF Active	Adak Station	86	1,231,164	0	0	0	0	0	3,520	2,343.6	0	0	0
Eielson AFB		AF Active	North Pole	435	5,815,738	123	1,028,875	1	82,750	24,383	24,429	5,022.3	2,543	407	0
Elmendorf AFB		AF Active	Anchorage	385	7,820,756	0	0	3	24,475	27,324	28,786	5,047.0	6,588	974	0
Fairbanks Eielson Pipeline		Army Active	Fort Wainwright	0	0	0	0	0	0	69	120	1,877.9	0	0	0
Flaxman Island Range Radar Site		AF Active	Deadhorse	12	25,438	0	0	0	0	0	605	93.2	0	0	0
Fort Greely	R	Army Active	Delta Junction	118	1,130,421	0	0	3	53,810	7,200	7,200	1,753.3	485	298	1,032
Fort Richardson	R	Army Active	Anchorage	800	8,594,652	0	0	25	196,080	60,499	60,739	3,990.3	6,815	940	932
Fort Wainwright	R	Army Active	Fort Wainwright	346	6,201,515	0	0	3	68,702	656,210	656,241	4,287.3	6,633	1,490	1,427
Fort Yukon Long Range Radar Site		AF Active	Fort Yukon	6	47,303	0	0	0	0	0	84	29.4	0	0	0
Galena Airport		AF Active	Galena	42	356,369	0	0	0	0	0	163	407.8	0	0	0

* US Locations that do not meet criteria of at least ten (10) Acres AND at least \$10M PRV. US Territories and Non-US Locations that do not meet criteria of at least ten (10) Acres OR at least \$10M PRV.

DEPARTMENT OF DEFENSE
Base Structure Report - As of 30 Sept 2010

SITE	BRAC 2005	COMPONENT	NAME NEAREST CITY	BUILDINGS						ACRES OWNED	TOTAL ACRES	PRV (\$M)	MIL	CIV	OTHER
				OWNED		LEASED		OTHER							
				COUNT	SQFT	COUNT	SQFT	COUNT	SQFT						
Gerstle River Arctic Test Site		Army Active	Delta Junction	0	0	0	0	0	0	1,650	20,750	12.2	0	0	0
Granite Mountain Radio Relay Site		AF Active	Nome	7	26,079	0	0	0	0	0	258	91.2	0	0	0
Haarp Research Station		AF Active	Gakona	23	14,720	0	0	10	31,174	5,408	5,408	66.9	0	0	0
Haines Terminal		Army Active	Haines	0	0	0	0	0	0	200	200	19.6	0	0	0
Indian Mountain Long Range Radar Site		AF Active	Hughes	8	33,230	0	0	0	0	0	4,226	155.3	0	0	0
Kalakaket Creek Radio Relay Site		AF Active	Ruby	6	24,424	0	0	0	0	0	316	59.9	0	0	0
King Salmon Airport		AF Active	King Salmon	0	0	1	182	55	378,206	192	927	880.9	0	0	0
Kotzebue Long Range Radar Site		AF Active	Kotzebue	2	4,511	0	0	0	0	0	676	12.9	0	0	0
Lonely Short Range Radar Site		AF Active	Barrow	0	0	0	0	13	27,465	0	1,082	154.1	0	0	0
NARL Barrow Camp Tr1		Navy Active	Barrow	4	37,858	0	0	0	0	0	688	42.4	0	0	0
Nikolski Radio Relay Site		AF Active	Nikolski	1	120	0	0	0	0	0	323	13.5	0	0	0
North River Radio Relay Site		AF Active	Unalakleet	0	0	0	0	0	0	0	144	20.6	0	0	0
Oliktok Long Range Radar Site		AF Active	Deadhorse	5	36,636	0	0	0	0	160	832	109.3	0	0	0
Point Barrow Long Range Radar Site		AF Active	Barrow	0	0	0	0	6	52,965	0	266	89.3	0	0	0
Point Lay Long Range Radar Site		AF Active	Point Lay	0	0	0	0	6	36,640	0	1,442	108.5	0	0	0
Seward Recreation Area		Army Active	Seward	22	54,975	0	0	0	0	0	12	14.4	0	0	0
Sparrevohn Long Range Radar Site		AF Active	Lime Village	8	41,055	0	0	0	0	0	1,179	163.2	0	0	0
Tatalina Long Range Radar Site		AF Active	Mcgrath	7	37,367	0	0	0	0	0	4,970	92.8	0	0	0
Ted Stevens IAP		AF Guard	Anchorage	35	424,609	0	0	0	0	0	129	262.5	1,355	0	0
Tin City Long Range Radar Site		AF Active	Wales	6	83,453	0	0	0	0	37	723	163.2	0	0	0
Wainwright Short Range Radar Site		AF Active	Wainwright	3	2,628	0	0	5	19,994	0	1,519	133.1	0	0	0
Whittier Anchorage Pipeline		Army Active	Whittier	1	416	0	0	0	0	221	313	289.6	0	0	0
Yukon Command TS		Army Active	Fairbanks	7	14,849	0	0	0	0	287,228	287,418	167.8	0	0	0
Yukon Weapons Range		AF Active	North Pole	8	7,337	0	0	0	0	118	246	11.2	0	0	0
* OTHER SITE(S) : 110				130	289,196	8	12,381	0	0	3,745	247,892	229.2	174	0	0
Alaska Total:				2,687	33,684,298	132	1,041,438	130	972,261	1,724,397	2,057,198	30,180.4	24,704	4,169	3,391
American Samoa															
Te O USARC		Army Reserve	Pago Pago	5	89,896	1	7,200	1	7,380	0	110	26.7	405	20	0
American Samoa Total:				5	89,896	1	7,200	1	7,380	0	110	26.7	405	20	0

* US Locations that do not meet criteria of at least ten (10) Acres AND at least \$10M PRV. US Territories and Non-US Locations that do not meet criteria of at least ten (10) Acres OR at least \$10M PRV.

DEPARTMENT OF DEFENSE
Base Structure Report - As of 30 Sept 2010

SITE	BRAC 2005	COMPONENT	NAME NEAREST CITY	BUILDINGS						ACRES OWNED	TOTAL ACRES	PRV (\$M)	MIL	CIV	OTHER
				OWNED		LEASED		OTHER							
				COUNT	SQFT	COUNT	SQFT	COUNT	SQFT						
Arizona															
Air Force Plant 44		AF Active	Tucson	71	1,030,468	0	0	0	0	2,208	2,208	232.2	0	0	0
Barnes Hall USARC		Army Reserve	Phoenix	5	63,256	0	0	0	0	12	12	17.2	483	29	0
Barry Goldwater Range		MC Active	Yuma	51	186,558	0	0	0	0	691,759	691,759	168.5	0	0	0
Camp Navajo		Army Guard	Bellemont	898	3,023,775	0	0	0	0	28,345	28,345	970.8	72	9	194
Davis-Monthan AFB		AF Active	Tucson	511	4,669,494	0	0	1	18,945	4,171	9,708	1,880.0	6,814	1,113	0
Fort Huachuca	R	Army Active	Sierra Vista	577	5,433,050	0	0	16	246,588	58,142	73,399	2,297.7	8,034	3,367	6,699
Gila Bend Air Force Auxiliary Field		AF Active	Gila Bend	41	143,530	0	0	0	0	640	1,886	110.5	0	0	0
Herrea Hall USARC		Army Reserve	Mesa	4	91,663	0	0	0	0	13	13	23.5	786	23	0
Luke AFB		AF Active	Luke Afb	359	3,760,249	0	0	0	0	2,933	4,833	1,451.3	4,476	912	0
Luke Air Force Auxiliary Field #1		AF Active	Wittmann	1	600	0	0	0	0	400	1,105	149.9	0	0	0
Luke Waste Annex		AF Active	Glendale	11	23,906	0	0	0	0	0	46	14.7	0	0	0
MCAS Yuma		MC Active	Yuma	306	2,587,272	0	0	409	1,272,480	7,333	7,687	1,856.8	3,878	986	0
MCAS Yuma Hsg-Off Base FY81		MC Active	Yuma	0	0	0	0	54	182,716	22	22	86.1	0	0	0
NAVOBSSTA Flagstaff AZ		Navy Active	Flagstaff	12	37,890	0	0	0	0	278	282	12.7	0	0	0
NG Buckeye TS		Army Guard	Buckeye	8	100,980	0	0	0	0	1,481	1,481	24.9	671	21	4
NG Florence Military Reservation		Army Guard	Florence	12	17,961	0	0	0	0	6,495	6,495	17.4	113	7	21
NG Papago Military Reservation		Army Guard	Phoenix	56	528,138	0	0	0	0	418	418	157.2	2,066	391	313
Papago ANGSS		AF Guard	Phoenix	4	40,364	0	0	0	0	0	12	11.4	0	0	0
Sky Harbor IAP		AF Guard	Phoenix	17	277,637	0	0	0	0	0	60	102.9	842	0	0
The Barry M Goldwater Air Force Range		AF Active	Gila Bend	9	8,708	0	0	0	0	1,179,755	2,671,679	165.2	0	0	0
Tucson IAP		AF Guard	Tucson	38	598,022	0	0	1	3,000	94	98	193.5	1,496	18	0
Williams AFB		AF Active	Mesa	2	3,368	0	0	0	0	145	145	31.8	1	4	0
Yuma Proving Ground		Army Active	Yuma	437	1,739,721	0	0	2	8,644	1,001,023	1,008,913	1,335.6	531	1,123	2,167
Yuma Radar Site (TARS #1)		AF Active	Dome	5	8,795	0	0	0	0	0	62	10.3	0	0	0
* OTHER SITE(S) : 25				97	327,731	2	36,560	9	26,969	2,718	50,867	128.2	2,501	20	0
Arizona Total:				3,532	24,703,136	2	36,560	492	1,759,342	2,988,385	4,561,534	11,450.3	32,764	8,023	9,398

Arkansas

63rd RRC - ECS 15	C	Army Reserve	Fort Smith	5	109,401	4	82,278	0	0	39	39	45.4	0	0	0
Fort Chaffee MTC		Army Guard	Fort Smith	416	1,885,154	0	0	0	0	64,272	64,272	617.3	1,162	121	213
Fort Smith MAP		AF Guard	Fort Smith	40	385,844	0	0	0	0	0	142	119.3	1,000	0	0
Little Rock AFB		AF Active	Jacksonville	349	3,896,537	0	0	0	0	6,772	6,929	1,625.7	6,123	517	0
Maurice Britt USARC	R	Army Reserve	North Little Rock	12	226,384	0	0	0	0	43	43	48.5	1,042	53	0

* US Locations that do not meet criteria of at least ten (10) Acres AND at least \$10M PRV. US Territories and Non-US Locations that do not meet criteria of at least ten (10) Acres OR at least \$10M PRV.

DEPARTMENT OF DEFENSE
Base Structure Report - As of 30 Sept 2010

SITE	BRAC 2005	COMPONENT	NAME NEAREST CITY	BUILDINGS						ACRES OWNED	TOTAL ACRES	PRV (\$M)	MIL	CIV	OTHER
				OWNED		LEASED		OTHER							
				COUNT	SQFT	COUNT	SQFT	COUNT	SQFT						
Pine Bluff Arsenal	R	Army Active	White Hall	883	3,588,471	0	0	0	0	13,493	13,493	1,249.8	6	1,214	922
* OTHER SITE(S) : 19				67	281,562	0	0	0	0	417	958	66.6	1,408	69	7
Arkansas Total:				1,772	10,373,352	4	82,278	0	0	85,036	85,876	3,772.5	10,741	1,974	1,142
California															
Air Force Plant 42		AF Active	Palmdale	103	3,238,923	0	0	0	0	6,131	6,131	1,303.0	0	0	0
Beale AFB		AF Active	Beale Afb	1,331	4,290,140	0	0	0	0	22,439	22,451	2,203.2	4,466	576	0
BT Collins USARC/OMS/AMSA (G)		Army Reserve	Sacramento	10	191,585	0	0	0	0	38	38	56.4	1,277	37	5
Channel Islands ANGS		AF Guard	Port Hueneme	20	343,771	0	0	0	0	206	206	258.9	1,038	0	0
Choc Mt Air Gnry Rng		MC Active	Niland	4	43,066	0	0	0	0	231,672	459,500	17.3	0	0	0
CSO Hunters Point Annex		Navy Active	San Francisco	156	3,012,050	0	0	0	0	855	855	1,955.6	0	0	0
CSO NAS Alameda		Navy Active	Alameda	337	6,269,869	0	0	0	0	2,370	2,370	2,741.5	0	0	0
CSO NS Treasure Island		Navy Active	San Francisco	132	2,113,957	1	30,000	0	0	990	991	998.0	0	0	0
CSO NSY Long Beach		Navy Active	Long Beach	23	708,527	0	0	0	0	386	390	260.3	0	0	0
CSO NSY Mare Island		Navy Active	Vallejo	97	943,793	0	0	0	0	860	860	765.9	0	0	0
Davis Communications Annex Site # 1		AF Active	Davis	4	29,524	0	0	0	0	160	160	19.5	0	0	0
Defense Distribution Region West Sharpe Site		Army Active	French Camp	79	4,115,683	0	0	1	12,092	724	724	884.4	131	2	42
Defense Distribution Region West Tracy		Army Active	Tracy	59	5,415,722	1	4,850	0	0	908	908	1,194.8	3	23	1
Edwards AFB		AF Active	Lancaster	1,322	8,697,851	1	25,913	114	321,021	288,997	307,517	5,475.8	2,066	3,453	0
El Monte USARC		Army Reserve	South El Monte	4	38,348	0	0	0	0	0	11	11.4	460	13	0
Estero Bay Fuel Complex	R	Navy Active	Morro Bay	6	1,960	0	0	0	0	170	170	314.6	0	0	0
Former NAVPHIBASE Coronado		Navy Active	Coronado	159	2,061,683	0	0	166	790,366	759	759	1,113.0	433	0	0
Fort Hunter Liggett	R	Army Reserve	Jolon	295	1,103,767	0	0	1	4,386	164,261	164,261	695.7	3,236	298	446
Fort MacArthur FH Annex		AF Active	Long Beach	37	274,766	0	0	0	0	191	193	105.6	0	0	0
Fort Ord		Army Active	Seaside	0	0	0	0	0	0	14,159	14,159	135.0	0	0	0
Fresno Yosemite International (ANG)		AF Guard	Fresno	30	312,329	0	0	0	0	0	102	130.4	990	0	0
Garden Grove USARC		Army Reserve	Stanton	4	39,771	0	0	0	0	14	14	10.9	0	0	0
George AFB		AF Active	George Afb	49	530,701	0	0	0	0	3,739	4,055	618.7	0	0	0
Hayward MAP (ANG)		AF Guard	Hayward	17	148,452	0	0	0	0	0	27	50.7	36	0	0
Heroic War Dead of Oakland USARC		Army Reserve	Oakland	0	0	9	84,183	0	0	0	16	26.6	289	6	0

* US Locations that do not meet criteria of at least ten (10) Acres AND at least \$10M PRV. US Territories and Non-US Locations that do not meet criteria of at least ten (10) Acres OR at least \$10M PRV.

DEPARTMENT OF DEFENSE
Base Structure Report - As of 30 Sept 2010

SITE	BRAC 2005	COMPONENT	NAME NEAREST CITY	BUILDINGS						ACRES OWNED	TOTAL ACRES	PRV (\$M)	MIL	CIV	OTHER
				OWNED		LEASED		OTHER							
				COUNT	SQFT	COUNT	SQFT	COUNT	SQFT						
Holderman Hall USARC		Army Reserve	Los Angeles	3	84,052	0	0	0	0	10	10	22.8	366	34	0
Holtville Carrier LS		Navy Active	El Centro	0	0	0	0	0	0	0	110	22.2	0	0	0
Laguna Peak CA	R	Navy Active	Point Mugu	9	13,353	0	0	0	0	35	35	13.0	0	0	0
Lincoln Communication Annex		AF Active	Lincoln	2	16,264	0	0	0	0	358	358	20.6	0	0	0
Long Beach Fuel Complex		Navy Active	Long Beach	5	8,105	0	0	0	0	11	11	52.2	0	0	0
Long Beach Golf Course		Navy Active	Los Alamitos	12	45,687	0	0	0	0	253	253	20.1	0	0	0
Los Angeles AFB		AF Active	El Segundo	19	959,335	0	0	0	0	54	56	298.8	1,166	1,249	0
Los Angeles Air Force Annex No.4		AF Active	Carson	1	85,000	0	0	0	0	23	23	24.9	0	0	0
March AFB		AF Active	Riverside	165	338,544	1	400	1	26,880	1,543	1,558	276.9	32	60	0
March ARB		AF Reserve	Riverside	200	2,545,844	0	0	0	0	2,138	2,386	1,253.2	4,150	307	0
March USARC		Army Reserve	Riverside	8	105,332	0	0	2	8,575	69	74	28.7	650	32	0
Mare Island USARC/OMS/Marine AMSA		Army Reserve	Vallejo	6	151,221	0	0	0	0	34	34	102.1	920	28	0
Mather AFB		AF Active	Rancho Cordova	179	1,458,836	0	0	0	0	4,360	4,489	963.8	0	0	0
MCAS El Toro LIFOC		MC Active	Irvine	8	78,160	0	0	0	0	936	936	19.5	0	0	0
MCAS Miramar		MC Active	San Diego	484	5,877,357	2	4,200	303	1,221,324	21,200	22,914	3,398.8	10,389	930	0
MCB Camp Pendleton		MC Active	Camp Pendleton	1,719	17,993,823	36	51,744	2,608	11,114,773	124,863	127,158	9,258.7	42,916	6,100	2,491
McClellan AFB		AF Active	McClellan Afb	357	8,755,244	0	0	1	16,000	2,777	2,873	2,962.6	32	24	0
McClellan FH Annex		AF Active	McClellan Afb	284	644,191	0	0	0	0	7	12	133.1	0	0	0
MCLB Barstow		MC Active	Barstow	161	2,439,978	0	0	0	0	1,284	3,722	723.4	111	900	0
MCLB Barstow Yermo Area		MC Active	Barstow	86	1,898,211	0	0	0	0	1,365	1,680	686.4	0	0	0
MCRD San Diego		MC Active	San Diego	135	2,531,177	0	0	6	21,792	425	425	791.2	1,223	705	0
MCRD San Diego Former NTC		MC Active	San Diego	4	117,092	0	0	0	0	71	71	52.2	0	0	0
Military Ocean Terminal Concord		Army Active	Concord	149	372,087	0	0	2	14,540	0	6,100	485.6	7	36	0
Moffett Community Housing		Army Reserve	Mountain View	6	63,356	0	0	123	661,892	140	140	147.9	219	107	0
MTC-H Camp Roberts		Army Guard	San Miguel	732	2,907,785	0	0	0	0	42,814	42,814	1,085.5	998	161	275
MWTC Bridgeport		MC Active	Coleville	45	315,667	0	0	0	0	744	47,204	128.9	232	111	0
NAF El Centro		Navy Active	El Centro	192	1,022,155	0	0	58	145,657	1,707	1,707	647.4	854	79	0
NAS Lemoore		Navy Active	Lemoore Nas	244	3,556,274	0	0	915	3,024,283	29,817	29,817	2,586.7	3,861	432	0
NAS Moffett Field		AF Guard	Moffett Field	24	306,219	0	0	0	0	161	161	124.6	959	14	0
Naval Medical Center San Diego		Navy Active	San Diego	26	2,128,598	0	0	0	0	75	75	1,142.1	3,861	1,984	0
NAVBASE Ventura City Point Mugu	R	Navy Active	Point Mugu	495	3,916,678	0	0	357	671,621	4,477	4,477	1,818.9	1,478	1,521	0
NAVPHIBASE Seal Side		Navy Active	Coronado	32	583,580	0	0	0	0	72	328	149.0	0	0	0
NAVPMOSSP Mtn View		Navy Active	Mountain View	10	785,777	0	0	0	0	338	338	241.8	0	0	0

* US Locations that do not meet criteria of at least ten (10) Acres AND at least \$10M PRV. US Territories and Non-US Locations that do not meet criteria of at least ten (10) Acres OR at least \$10M PRV.

DEPARTMENT OF DEFENSE
Base Structure Report - As of 30 Sept 2010

SITE	BRAC 2005	COMPONENT	NAME NEAREST CITY	BUILDINGS						ACRES OWNED	TOTAL ACRES	PRV (\$M)	MIL	CIV	OTHER
				OWNED		LEASED		OTHER							
				COUNT	SQFT	COUNT	SQFT	COUNT	SQFT						
NAVSUPPDET Monterey		Navy Active	Monterey	71	1,377,412	0	0	0	0	189	190	514.1	1,601	1,487	0
NAVSUPPDET Monterey Dixon Transmitter Fac		Navy Active	Dixon	25	78,248	0	0	0	0	1,283	1,283	44.0	0	0	0
NAVSUPPDET Monterey La Mesa Village		Navy Active	Monterey	14	87,770	0	0	257	888,051	298	298	234.7	0	0	0
NAVSUPPDET Monterey Navy School Annex		Navy Active	Monterey	34	224,006	0	0	0	0	119	126	99.8	0	0	0
NAWS China Lake	A	Navy Active	China Lake	256	2,044,768	0	0	0	0	81,948	606,918	1,581.0	611	5,155	0
NAWS China LakeRandsburg Wash Area	A	Navy Active	Trona	43	144,280	0	0	0	0	2,672	187,112	77.8	0	0	0
NB Coronado		Navy Active	San Diego	603	9,008,139	0	0	0	0	2,799	2,799	4,159.3	15,162	3,300	0
NB Coronado Camp Morena		Navy Active	Jacumba	0	0	0	0	24	54,795	0	62	15.3	0	0	0
NB Coronado Clev NF Survival Tra		Navy Active	Warner Springs	45	46,782	0	0	0	0	0	6,106	16.2	0	0	0
NB Coronado Imperial Beach		Navy Active	Imperial Beach	52	449,161	0	0	29	335,587	1,282	1,282	316.8	0	0	0
NB Coronado Lofgren Terrace		Navy Active	Chula Vista	0	0	0	0	53	375,010	37	37	78.5	0	0	0
NB Coronado Silver Strand		Navy Active	Imperial Beach	11	108,159	0	0	0	0	548	548	47.1	0	0	0
NB Point Loma		Navy Active	San Diego	130	1,072,418	0	0	0	0	0	333	525.5	4,554	4,312	15
NB Point Loma Admiral Hartman Housing 1		Navy Active	San Diego	0	0	0	0	92	150,991	45	45	48.5	0	0	0
NB Point Loma Admiral Hartman Housing 2		Navy Active	San Diego	0	0	0	0	56	90,881	53	53	18.5	0	0	0
NB Point Loma Admiral Hartman Housing 3		Navy Active	San Diego	0	0	0	0	288	488,696	53	53	99.4	0	0	0
NB Point Loma C3F Complex		Navy Active	San Diego	14	384,824	0	0	0	0	90	90	119.2	0	0	0
NB Point Loma Chesterton Hsg		Navy Active	San Diego	1	6,863	0	0	434	808,938	144	144	183.2	0	0	0
NB Point Loma Fleet ASW		Navy Active	San Diego	39	1,108,746	0	0	0	0	65	65	361.8	0	195	0
NB Point Loma Fuel Farm		Navy Active	San Diego	44	75,202	0	0	0	0	13	204	293.3	0	0	0
NB Point Loma Old Town		Navy Active	San Diego	13	1,465,324	0	0	0	0	46	46	437.2	0	0	0
NB Point Loma SPAWARS South		Navy Active	San Diego	10	31,130	0	0	0	0	63	63	11.0	0	0	0
NB Point Loma SPAWARSSCEN		Navy Active	San Diego	248	1,885,039	0	0	0	0	3	499	709.6	0	0	0
NB San Diego		Navy Active	San Diego	177	2,962,113	0	0	4	26,572	840	847	2,290.6	15,718	5,831	3
NB San Diego Bayview Hills Housing		Navy Active	San Diego	1	5,500	0	0	199	1,622,259	161	161	338.8	0	0	0
NB San Diego Broadway Complex		Navy Active	San Diego	8	864,877	0	0	0	0	18	19	200.5	0	0	0
NB San Diego Chollas Heights Hsg		Navy Active	San Diego	0	0	0	0	91	556,930	78	78	120.3	0	0	0
NB San Diego Dryside		Navy Active	San Diego	129	3,194,944	0	0	4	1,465,302	284	284	1,361.9	0	0	0
NB San Diego Eucalyptus Housing		Navy Active	San Diego	0	0	0	0	57	487,888	41	41	99.2	0	0	0

* US Locations that do not meet criteria of at least ten (10) Acres AND at least \$10M PRV. US Territories and Non-US Locations that do not meet criteria of at least ten (10) Acres OR at least \$10M PRV.

DEPARTMENT OF DEFENSE
Base Structure Report - As of 30 Sept 2010

SITE	BRAC 2005	COMPONENT	NAME NEAREST CITY	BUILDINGS						ACRES OWNED	TOTAL ACRES	PRV (\$M)	MIL	CIV	OTHER
				OWNED		LEASED		OTHER							
				COUNT	SQFT	COUNT	SQFT	COUNT	SQFT						
NB San Diego Home Terrace Condos		Navy Active	San Diego	0	0	0	0	27	126,842	10	10	26.4	0	0	0
NB San Diego Howard Gilmore		Navy Active	La Mesa	0	0	0	0	49	759,657	38	38	140.7	0	0	0
NB San Diego Mission Gorge		Navy Active	San Diego	15	28,606	0	0	0	0	448	448	29.3	0	0	0
NB San Diego Murphy Canyon		Navy Active	San Diego	4	30,360	0	0	1,087	4,454,904	732	732	975.0	0	0	0
NB San Diego National City		Navy Active	National City	2	246,725	0	0	0	0	56	56	41.7	0	0	0
NB San Diego Pomerado Terrace		Navy Active	San Diego	0	0	0	0	23	263,281	51	51	56.1	0	0	0
NB San Diego Terrace View Villas		Navy Active	San Diego	0	0	0	0	65	244,748	17	17	49.4	0	0	0
NG Hammer Field		Army Guard	Fresno	4	96,727	0	0	0	0	15	15	27.3	481	44	8
NG Lancaster		Army Guard	Lancaster	0	0	0	0	1	56,640	0	28	15.0	174	1	1
NG Moreno Valley		Army Guard	Riverside	2	53,126	0	0	0	0	16	16	14.9	487	0	15
NG Sacramento Mather		Army Guard	Mather Afb	9	97,428	0	0	0	0	30	30	46.7	239	63	0
NG TS AFRC Los Alamitos		Army Guard	Los Alamitos	191	1,451,976	0	0	0	0	1,376	1,376	577.6	2,788	186	2,069
Norwalk 2		AF Reserve	Norwalk	9	7,767	0	0	0	0	47	55	158.3	0	0	0
Norwalk Fuel Complex		Navy Active	Norwalk	1	676	0	0	0	0	17	17	86.6	0	0	0
NOSC Alameda		Navy Reserve	Alameda	5	90,629	0	0	0	0	13	13	25.9	636	0	0
NOSC LA		Navy Reserve	Los Angeles	7	131,548	0	0	0	0	0	22	36.6	748	0	0
NOSC LA N62103		Navy Reserve	Los Angeles	6	142,462	0	0	0	0	10	10	37.2	0	0	0
NOSC Sacramento		Navy Reserve	Sacramento	4	50,542	0	0	0	0	20	20	13.9	494	0	0
NS Long Beach		Navy Active	Long Beach	2	412	0	0	0	0	775	775	52.6	56	0	0
NTC and Fort Irwin		Army Active	Fort Irwin	610	4,149,298	1	0	971	3,872,820	636,181	636,317	3,093.3	15,198	912	4,637
NWS Seal Beach		Navy Active	Seal Beach	304	2,070,844	0	0	38	453,117	5,022	5,022	871.3	5	391	0
NWS Seal Beach Corona		Navy Active	Norco	54	475,078	0	0	0	0	589	589	180.7	0	974	0
NWS Seal Beach Det Concord	R	Navy Active	Concord	337	1,571,398	0	0	0	0	5,197	5,197	650.0	0	0	0
NWS Seal Beach Fallbrook California		Navy Active	Fallbrook	270	1,013,762	0	0	7	13,953	8,851	8,851	440.3	0	0	0
Onizuka AFB		AF Active	Sunnyvale	20	612,595	0	0	0	0	23	23	201.0	5	60	0
Ord Military Community		Army Active	Seaside	56	596,068	0	0	898	2,162,002	836	836	771.4	0	0	0
Ozol Defense Fuel Support Point		AF Active	Martinez	4	4,494	0	0	0	0	54	75	120.0	0	0	0
Parks Reserve Forces Training Area	R	Army Reserve	Dublin	104	1,078,311	0	0	122	280,290	2,468	2,468	418.1	1,807	235	570
Patton Hall USARC		Army Reserve	Bell	4	154,235	0	0	0	0	21	21	40.6	974	22	0
Pillar Point AFS		AF Active	Half Moon Bay	14	26,020	0	0	0	0	55	55	13.6	0	0	0
Point Arena AFS		AF Active	Point Arena	47	92,706	0	0	0	0	74	83	37.8	0	0	0
Port Hueneme	R	Navy Active	Port Hueneme	395	5,485,044	47	375,248	196	725,414	1,790	1,790	1,950.3	2,977	2,913	0
Presidio Of Monterey		Army Active	Monterey	140	1,818,231	2	55,809	76	193,285	392	392	757.6	5,304	2,934	1,900

* US Locations that do not meet criteria of at least ten (10) Acres AND at least \$10M PRV. US Territories and Non-US Locations that do not meet criteria of at least ten (10) Acres OR at least \$10M PRV.

DEPARTMENT OF DEFENSE
Base Structure Report - As of 30 Sept 2010

SITE	BRAC 2005	COMPONENT	NAME NEAREST CITY	BUILDINGS						ACRES OWNED	TOTAL ACRES	PRV (\$M)	MIL	CIV	OTHER
				OWNED		LEASED		OTHER							
				COUNT	SQFT	COUNT	SQFT	COUNT	SQFT						
Riverbank AAP	C	Army Active	Modesto	121	754,975	0	0	0	0	172	172	302.5	0	2	175
Sacramento Army Depot		Army Active	Sacramento	5	9,470	0	0	0	0	48	48	16.6	0	0	0
San Clemente		Navy Active	San Clemente Nav Res I	204	535,490	0	0	0	0	0	36,206	551.2	0	0	0
San Diego ANGS		AF Guard	San Diego	2	31,816	0	0	0	0	24	24	10.6	106	0	0
San Nicolas Island	R	Navy Active	San Nicolas Island	126	398,436	0	0	0	0	0	13,370	585.7	0	0	0
San Pedro Fuel Depot		Navy Active	Los Angeles	27	34,301	0	0	0	0	268	270	286.4	0	0	0
Santa Cruz Island	R	Navy Active	Goleta	9	13,883	0	0	0	0	0	10	31.1	0	0	0
SAT COM		Army Active	San Miguel	16	46,297	2	16,500	0	0	23	23	25.8	116	20	51
Sepulveda National Guard Station		AF Guard	Los Angeles	5	53,296	0	0	0	0	26	26	17.4	105	0	0
Sierra Army Depot	R	Army Active	Herlong Sierra Ord-D	1,024	5,222,739	0	0	0	0	36,096	36,096	1,899.2	42	1,174	215
Silas B. Hays		Army Active	Seaside	1	369,662	0	0	0	0	24	24	127.7	0	0	0
Skaggs Island		Navy Active	Skaggs Island	107	280,993	0	0	0	0	3,307	3,307	138.9	0	0	0
Travis AFB		AF Active	Fairfield	403	6,548,102	148	441,593	0	0	5,130	6,495	3,735.7	9,077	1,270	0
Travis Water System Annex #2		AF Active	Fairfield	12	23,421	0	0	0	0	206	206	16.9	0	0	0
Tulelake Radar Site		AF Active	Newell	4	17,140	0	0	0	0	0	928	24.2	0	0	0
Tustin USARC		Army Reserve	Irvine	2	42,213	0	0	0	0	15	15	12.3	635	11	30
Twentynine Palms Main Base		MC Active	Twentynine Palms	798	6,034,491	0	0	635	2,779,937	162,085	605,250	3,411.4	10,578	1,276	0
USMC Marine Corp Site #3		AF Guard	Fresno	9	50,943	0	0	0	0	0	15	18.2	0	0	0
USMCB Camp Pendleton		Army Reserve	Camp Pendleton	4	32,882	0	0	0	0	0	11	10.2	700	26	5
Vandenberg AFB		AF Active	Lompoc	650	6,537,623	0	0	3	15,506	98,415	118,312	3,603.5	2,582	1,197	0
Vista Del Sol East		MC Active	Twentynine Palms	0	0	85	294,300	0	0	0	40	60.7	0	0	0
Vista Del Sol West		MC Active	Twentynine Palms	0	0	156	512,675	0	0	0	70	105.3	0	0	0
* OTHER SITE(S) : 207				1,535	6,879,754	17	419,137	514	2,151,183	18,918	402,652	3,620.9	17,402	925	172
California Total:				19,732	188,151,920	509	2,316,552	10,958	43,960,681	2,065,344	3,988,021	96,003.5	200,211	54,138	13,126
Colorado															
Buckley AFB		AF Active	Aurora	183	3,067,168	0	0	0	0	3,399	4,224	1,122.0	2,627	446	0
Buckley Annex		AF Reserve	Denver	4	637,903	0	0	0	0	72	72	171.5	0	0	0
Cheyenne Mountain AFS		AF Active	Colorado Spgs	54	424,034	0	0	0	0	499	567	201.1	315	116	0
Fort Carson	R	Army Active	Colorado Spgs	814	11,767,666	2	6,072	1,780	4,426,183	137,404	137,404	5,177.2	25,101	2,501	3,257
Fort Carson Weapons Range		AF Guard	Colorado Spgs	5	12,224	0	0	0	0	0	3,110	14.5	0	0	0
Greeley ANGS		AF Guard	Greeley	6	59,125	0	0	0	0	0	17	19.5	0	0	0
Joe P Martinez USARC/AMSA #100		Army Reserve	Denver	3	82,127	0	0	0	0	20	20	20.4	465	12	0

* US Locations that do not meet criteria of at least ten (10) Acres AND at least \$10M PRV. US Territories and Non-US Locations that do not meet criteria of at least ten (10) Acres OR at least \$10M PRV.

DEPARTMENT OF DEFENSE
Base Structure Report - As of 30 Sept 2010

SITE	BRAC 2005	COMPONENT	NAME NEAREST CITY	BUILDINGS						ACRES OWNED	TOTAL ACRES	PRV (\$M)	MIL	CIV	OTHER
				OWNED		LEASED		OTHER							
				COUNT	SQFT	COUNT	SQFT	COUNT	SQFT						
NG Firestone		Army Guard	Longmont	7	81,949	0	0	0	0	11	11	22.3	137	42	0
NOSC Denver		Navy Reserve	Lakewood	4	122,061	0	0	0	0	15	15	28.1	230	0	0
Peterson AFB		AF Active	Colorado Spgs	165	3,227,362	35	321,710	0	0	218	1,457	1,248.7	5,173	2,406	2
Pinon Canyon		Army Active	Model	44	80,515	0	0	0	0	235,896	235,896	87.7	0	15	0
Pueblo Chemical Depot		Army Active	Pueblo	1,120	5,482,387	0	0	0	0	23,121	23,121	1,493.0	3	473	114
Rocky Mountain Arsenal		Army Active	Commerce City	26	355,724	0	0	0	0	3,781	3,911	175.4	0	0	0
Schriever AFB		AF Active	Colorado Spgs	58	1,979,427	0	0	0	0	3,202	5,634	657.9	1,857	609	0
The Farish Memorial Recreational Annex		AF Active	Calhan	16	20,567	0	0	0	0	652	663	10.1	0	0	0
USAF Academy		AF Active	Air Force Academy	255	5,783,191	0	0	0	0	44,230	53,276	2,903.5	1,777	1,555	0
USAF Academy Auxiliary Airfield		AF Active	Calhan	1	1,651	0	0	0	0	0	197	12.5	0	0	0
William T. Fitzsimons USARC		Army Reserve	Aurora	4	135,173	0	0	0	0	21	21	34.7	937	19	0
* OTHER SITE(S) : 71				141	846,918	6	88,477	1	300	102	7,578	702.5	2,514	28	0
Colorado Total:				2,910	34,167,172	43	416,259	1,781	4,426,483	452,643	477,194	14,102.6	41,136	8,222	3,373
Connecticut															
Berry-Rosenblatt AFRC		Army Reserve	West Hartford	2	163,763	0	0	0	0	12	12	41.9	774	17	0
BG John W Middleton USARC		Army Reserve	East Windsor	5	66,120	0	0	0	0	16	16	20.5	210	12	0
Bradley IAP		AF Guard	Windsor Locks	32	315,127	0	0	0	0	0	148	120.9	39	0	0
NAVSUBASE New London		Navy Active	Groton	233	3,241,696	0	0	14	23,187	679	679	1,341.4	8,504	840	0
NAVSUBASE New London Conning Towers		Navy Active	Groton	5	27,615	0	0	78	220,080	49	49	59.5	0	0	0
NAVSUBASE New London Dolphin Gardens		Navy Active	Groton	1	47,779	0	0	0	0	39	39	14.0	0	0	0
NAVSUBASE New London Nautilus Park 1st Inc		Navy Active	Groton	1	18,018	0	0	500	660,563	49	49	149.8	0	0	0
NAVSUBASE New London Nautilus Park 2nd Inc		Navy Active	Groton	0	0	0	0	263	647,714	141	141	138.9	0	0	0
NAVSUBASE New London Nautilus Park 3rd Inc		Navy Active	Groton	2	29,611	0	0	1	5,421	114	114	12.8	0	0	0
NAVSUBASE New London Polaris Park		Navy Active	Groton	23	26,254	0	0	68	373,001	51	51	79.9	0	0	0
NAVSUBASE New London Trident Park		Navy Active	Groton	1	400	0	0	154	605,514	84	84	120.1	0	0	0
NG AASF Windsor Locks		Army Guard	Windsor Locks	13	152,670	0	0	0	0	32	32	56.5	281	45	1
NWIRP Bloomfield		Navy Active	Bloomfield	6	141,299	0	0	0	0	84	84	52.4	0	0	0

* US Locations that do not meet criteria of at least ten (10) Acres AND at least \$10M PRV. US Territories and Non-US Locations that do not meet criteria of at least ten (10) Acres OR at least \$10M PRV.

DEPARTMENT OF DEFENSE
Base Structure Report - As of 30 Sept 2010

SITE	BRAC 2005	COMPONENT	NAME NEAREST CITY	BUILDINGS						ACRES OWNED	TOTAL ACRES	PRV (\$M)	MIL	CIV	OTHER
				OWNED		LEASED		OTHER							
				COUNT	SQFT	COUNT	SQFT	COUNT	SQFT						
Orange ANG Communications Station		AF Guard	New Haven	3	57,796	0	0	0	0	21	29	19.9	167	0	0
Stratford Army Engine Plant		Army Active	Stratford	42	1,618,526	0	0	0	0	123	123	399.6	0	0	0
* OTHER SITE(S) : 21				22	239,871	11	26,659	1	720	91	121	76.6	1,438	47	0
Connecticut Total:				391	6,146,545	11	26,659	1,079	2,536,200	1,585	1,771	2,704.4	11,413	961	1
Delaware															
Dover AFB		AF Active	Dover	203	3,598,260	0	0	6	99,078	3,218	3,824	1,593.7	4,798	765	0
New Castle County Airport		AF Guard	Newport	37	290,354	0	0	0	0	0	80	108.0	1,109	0	0
NG River Road Training Site		Army Guard	New Castle	47	160,804	0	0	1	1	203	203	41.2	101	52	14
* OTHER SITE(S) : 11				17	131,249	3	7,400	0	0	27	28	35.5	908	9	0
Delaware Total:				304	4,180,667	3	7,400	7	99,079	3,448	4,135	1,778.5	6,916	826	14
District of Columbia															
Bellevue		Navy Active	Washington, Dc	0	0	0	0	190	314,976	60	60	61.5	0	0	0
Bolling AFB	R	AF Active	Washington, DC	98	2,960,387	0	0	1	448,000	607	607	942.0	2,641	853	0
Fort Lesley J McNair		Army Active	Washington, Dc	61	1,500,749	0	0	0	0	107	107	457.3	977	629	64
Naval Research Lab		Navy Active	Washington, Dc	87	3,032,252	0	0	0	0	130	130	970.3	0	2,605	0
NDept Potomac Annex		Navy Active	Washington, Dc	16	189,151	0	0	0	0	11	11	51.3	0	0	0
NS Anacostia		Navy Active	Washington, Dc	58	1,349,668	0	0	0	0	0	349	446.9	2,332	630	0
NSA North Potomac		Navy Active	Washington, Dc	32	236,286	0	0	6	19,253	71	71	76.9	0	11	0
NSA Washington		Navy Active	Washington, Dc	83	3,490,778	0	0	1	12,304	77	77	1,102.0	7,727	10,438	1
Walter Reed AMC Main Post	C	Army Active	Washington, Dc	46	4,705,675	0	0	9	41,946	113	113	1,550.0	3,716	3,462	2,705
* OTHER SITE(S) : 16				16	371,182	10	205,990	0	0	34	34	202.1	1,583	438	0
District of Columbia Total:				497	17,836,128	10	205,990	207	836,479	1,210	1,559	5,860.3	18,976	19,066	2,770
Florida															
4th MARDIV Jacksonville Maint		MC Reserve	Jacksonville	2	41,547	0	0	0	0	110	110	10.1	0	0	0
Arbuckle Airfield		AF Active	Avon Park	40	251,696	0	0	0	0	5,145	5,147	149.3	0	0	0
Avon Park AF Range		AF Active	Avon Park	6	6,163	0	0	0	0	100,929	100,929	33.6	0	33	0
C. Lovejoy USARC/AMSA #53(G)		Army Reserve	Tampa	4	49,520	0	0	0	0	14	14	11.9	719	27	0
Camp Blanding		AF Guard	Starke	24	131,675	0	0	0	0	0	219	29.3	3	0	0
Cape Canaveral AFS		AF Active	Cape Canaveral Afs	533	3,743,990	0	0	0	0	15,383	16,239	1,434.7	284	228	0
Cape San Blas Missile Tracking Annex D-3		AF Active	Port St Joe	13	32,963	0	0	0	0	679	679	12.2	0	0	0

* US Locations that do not meet criteria of at least ten (10) Acres AND at least \$10M PRV. US Territories and Non-US Locations that do not meet criteria of at least ten (10) Acres OR at least \$10M PRV.

DEPARTMENT OF DEFENSE
Base Structure Report - As of 30 Sept 2010

SITE	BRAC 2005	COMPONENT	NAME NEAREST CITY	BUILDINGS						ACRES OWNED	TOTAL ACRES	PRV (\$M)	MIL	CIV	OTHER
				OWNED		LEASED		OTHER							
				COUNT	SQFT	COUNT	SQFT	COUNT	SQFT						
Corry Station		Navy Active	Pensacola	113	1,970,982	0	0	100	323,446	669	669	647.4	26	0	0
CSO NAS Cecil Field FL		Navy Active	Cecil Field	32	376,616	0	0	0	0	413	413	554.0	0	0	0
CSO NTC Orlando NTC Annex		Navy Active	Orlando	100	713,326	0	0	0	0	701	701	190.7	0	0	0
Cudjoe Key AFS		AF Active	Perky	8	15,832	0	0	0	0	65	69	13.4	0	0	0
Destin Moreno Point		Army Active	Destin	22	59,106	0	0	0	0	14	14	13.3	0	0	0
Eglin AFB		AF Active	Valparaiso	1,798	10,196,886	0	0	18	200,833	436,035	453,594	4,119.9	5,437	4,064	0
Eglin AFB Auxiliary Field #3		AF Active	Crestview	83	654,279	0	0	3	65,159	1,348	1,348	340.3	1,072	27	0
Eglin AFB Auxiliary Field #6		AF Active	Ft Walton Beach	55	194,065	0	0	5	18,379	629	629	124.9	23	79	0
Homestead AFB		AF Reserve	Homestead	1	93,202	0	0	0	0	12	12	18.2	18	0	0
Homestead ARB		AF Reserve	Homestead	125	1,117,416	0	0	0	0	1,981	2,430	616.2	1,536	234	0
Hurlburt Field		AF Active	Mary Esther	564	5,006,342	76	450,404	0	0	6,634	6,634	1,524.3	7,215	1,197	0
Jacksonville IAP		AF Guard	Callahan	38	341,097	0	0	0	0	0	342	107.0	999	0	0
Jonathan Dickinson Missile Tracking Annex		AF Active	Hobe Sound	10	26,931	0	0	0	0	0	11	13.6	0	0	0
LTC Luis E. Martinez USARC		Army Reserve	Miami-Dade	2	82,720	0	0	0	0	28	28	19.0	934	21	0
Lynn Haven Defense Fuel Sup		AF Active	Lynn Haven	8	12,631	0	0	0	0	203	203	41.0	0	0	0
MacDill AFB		AF Active	Tampa	305	4,484,773	0	0	3	76,866	5,633	5,866	1,771.9	5,081	1,717	0
Malabar Transmitter Annex		AF Active	Palm Bay	9	35,208	0	0	0	0	640	640	13.1	0	0	0
MCSF Blount Island		MC Active	Jacksonville	48	730,508	0	0	0	0	1,054	1,054	280.4	107	236	0
NAS Jacksonville		Navy Active	Jacksonville	449	8,679,947	1	50,000	176	635,750	3,867	3,867	2,957.9	8,120	7,288	8
NAS Jacksonville - Yellow Water Housing		Navy Active	Jacksonville	4	6,193	0	0	40	312,444	253	253	54.1	0	0	0
NAS Key West		Navy Active	Stock Island	128	888,072	0	0	4	7,314	4,076	4,715	613.2	1,229	0	0
NAS Key West Dredgers Key-Sigsbee		Navy Active	Key West	45	344,585	0	0	237	1,073,915	349	349	337.3	0	0	0
NAS Key West Fleming Key Magazine		Navy Active	Key West	31	53,348	0	0	0	0	317	317	38.0	0	0	0
NAS Key West Peary Court		Navy Active	Key West	1	8,198	0	0	49	252,946	26	26	55.2	0	0	0
NAS Key West Truman Annex		Navy Active	Key West	33	409,055	0	0	44	130,791	154	224	208.9	0	144	0
NAS Key West Trumbo Point Annex		Navy Active	Key West	23	363,281	0	0	65	227,460	128	132	251.6	0	0	0
NAS Pensacola		Navy Active	Pensacola	404	7,954,569	0	0	138	664,254	2,391	5,734	2,493.4	10,392	2,101	0
NAS Pensacola Mariner Housing		Navy Active	Pensacola	0	0	300	428,818	0	0	0	147	60.9	0	0	0
NAS Whiting Field Milton		Navy Active	Milton	129	1,296,297	0	0	0	0	4,412	4,414	707.7	26	76	0
Naval Hospital Key West		Navy Active	Key West	4	70,437	0	0	6	10,733	14	14	44.8	0	0	0
NOLF Choctaw		Navy Active	Navarre	5	22,260	0	0	0	0	1,450	1,450	86.4	0	0	0

* US Locations that do not meet criteria of at least ten (10) Acres AND at least \$10M PRV. US Territories and Non-US Locations that do not meet criteria of at least ten (10) Acres OR at least \$10M PRV.

DEPARTMENT OF DEFENSE
Base Structure Report - As of 30 Sept 2010

SITE	BRAC 2005	COMPONENT	NAME NEAREST CITY	BUILDINGS						ACRES OWNED	TOTAL ACRES	PRV (\$M)	MIL	CIV	OTHER
				OWNED		LEASED		OTHER							
				COUNT	SQFT	COUNT	SQFT	COUNT	SQFT						
NOLF Holley		Navy Active	Navarre	1	1,024	0	0	0	0	697	697	35.8	0	0	0
NOLF Santa Rosa		Navy Active	Milton	2	1,517	0	0	0	0	737	737	36.2	0	0	0
NOLF Spencer		Navy Active	Pace	3	4,194	0	0	0	0	640	640	20.7	0	0	0
NOSC Miami		Navy Reserve	Hialeah	2	62,722	0	0	0	0	19	19	15.0	441	0	0
NOTU Cape Canaveral		Navy Active	Cape Canaveral	72	496,025	0	0	0	0	250	250	255.5	0	52	0
NS Mayport		Navy Active	Jacksonville	258	2,564,193	1	12,642	310	1,019,354	3,095	3,206	1,409.2	4,376	427	0
NS Mayport FISC		Navy Active	Jacksonville	31	41,619	0	0	0	0	177	177	122.4	0	999	3
NS Mayport Ribault Bay Village		Navy Active	Atlantic Beach	1	16,240	0	0	107	605,798	157	157	97.2	0	0	0
NSA Orlando		Navy Active	Orlando	4	302,516	2	62,197	0	0	40	40	88.9	0	0	0
NSA Panama City		Navy Active	Panama City	168	1,388,239	11	54,545	44	145,956	621	662	450.1	145	1,404	0
OLF Bronson		Navy Active	Pensacola	23	12,255	0	0	0	0	1,094	1,094	24.4	0	0	0
OLF Whitehouse		Navy Active	Jacksonville	8	11,317	0	0	0	0	2,557	2,557	40.5	0	0	0
Orlando ASF 49		Army Reserve	Orlando	3	28,813	0	0	0	0	34	34	17.2	0	0	0
Patrick AFB		AF Active	Patrick Afb	276	3,139,390	0	0	0	0	2,089	2,324	1,043.4	2,034	1,305	0
Pinecastle E.W. Range		Navy Active	Altoona	12	6,775	0	0	0	0	0	5,899	10.6	0	0	0
Pinellas Park AFRC		Army Reserve	Pinellas Park	5	236,677	0	0	0	0	58	58	53.6	1,056	26	0
Saufley Field		Navy Active	Pensacola	73	752,206	0	0	1	4,072	880	892	317.7	0	0	0
Sp Forces Site Key West		Army Active	Key West	10	72,886	0	0	0	0	0	24	31.3	0	0	0
St Pete/Clearwater ASF		Army Reserve	Clearwater	3	37,693	0	0	0	0	28	30	12.8	446	33	0
Taft USARC		Army Reserve	Orlando	5	168,876	0	0	0	0	40	40	33.7	2,315	59	8
Tyndall AFB		AF Active	Panama City	450	4,030,835	0	0	20	110,745	27,348	28,824	1,542.7	3,499	946	0
US Army Garrison-Miami		Army Active	Miami-Dade	0	0	0	0	7	227,485	0	34	53.5	1,065	514	468
Whiting Pines		Navy Active	Milton	3	10,204	0	0	279	529,907	0	96	82.2	0	0	0
* OTHER SITE(S) : 121				222	1,514,358	32	574,066	6	124,614	6,202	18,326	533.8	7,970	151	2
Florida Total:				6,834	65,366,290	423	1,632,672	1,662	6,768,221	642,519	686,454	26,327.5	66,568	23,388	489

Georgia

Air Force Plant 6		AF Active	Marietta	94	6,464,943	0	0	0	0	755	755	1,199.2	0	0	0
Athens USARC		Army Reserve	Athens	4	52,096	0	0	0	0	13	13	10.1	349	6	0
Camp Frank D. Merrill, Dahlonoga		Army Active	Dahlonoga	49	139,725	0	0	0	0	0	289	36.7	248	23	13
Decatur USARC		Army Reserve	Decatur	1	85,680	0	0	0	0	11	11	16.9	1,282	30	0
Dobbins ARB		AF Reserve	Marietta	97	1,112,445	0	0	1	192	1,666	1,913	412.8	1,623	262	0
Dobbins USARC/ASF		Army Reserve	Marietta	0	0	0	0	5	42,727	0	24	11.6	99	5	0
Fort Benning GA	R	Army Active	Fort Benning	1,288	16,580,417	0	0	1,997	6,123,714	169,327	171,874	7,138.5	33,341	3,530	8,512
Fort Gillem	C	Army Active	Forest Park	163	5,785,664	47	138,019	5	9,275	1,531	1,531	1,147.6	3,304	696	1,202

* US Locations that do not meet criteria of at least ten (10) Acres AND at least \$10M PRV. US Territories and Non-US Locations that do not meet criteria of at least ten (10) Acres OR at least \$10M PRV.

DEPARTMENT OF DEFENSE
Base Structure Report - As of 30 Sept 2010

SITE	BRAC 2005	COMPONENT	NAME NEAREST CITY	BUILDINGS						ACRES OWNED	TOTAL ACRES	PRV (\$M)	MIL	CIV	OTHER
				OWNED		LEASED		OTHER							
				COUNT	SQFT	COUNT	SQFT	COUNT	SQFT						
Fort Gordon		Army Active	Augusta	601	7,846,927	0	0	25	117,775	55,597	55,597	2,347.1	16,036	3,149	4,404
Fort Gordon Recreation Area		Army Active	Augusta	28	73,668	0	0	0	0	0	909	12.1	0	0	0
Fort McPherson	C	Army Active	Atlanta	219	2,211,704	0	0	3	4,697	487	487	561.1	2,025	1,793	1,448
Fort Stewart		Army Active	Hinesville	1,305	8,678,201	0	0	1,019	5,126,991	279,270	279,271	4,065.2	20,223	2,458	3,101
General Lucius D. Clay National Guard Center		Army Guard	Marietta	76	521,619	0	0	0	0	106	106	176.3	686	4	12
Glynco ANGS		AF Guard	Brunswick	5	68,731	0	0	0	0	0	14	16.3	0	0	0
Hunter ANGS #2		AF Guard	Savannah	13	63,778	0	0	0	0	0	18	14.7	168	0	0
Hunter Army Airfield		Army Active	Savannah	304	3,305,817	0	0	353	1,154,745	5,653	5,653	1,370.7	5,858	589	1,606
MCLB Albany		MC Active	Albany	216	6,519,524	0	0	90	238,680	3,616	3,619	1,153.2	624	7,015	0
MCLB Albany Housing Area #1		MC Active	Albany	100	188,876	0	0	0	0	67	67	27.6	0	0	0
Moody AFB		AF Active	Moody Af Base	335	2,688,208	0	0	0	0	5,094	5,497	858.0	4,805	415	0
NAVSUBASE Kings Bay		Navy Active	Kings Bay	389	5,320,788	0	0	166	1,042,695	16,531	16,599	2,718.0	3,725	1,673	0
NG Dobbins ARB		Army Guard	Marietta	9	118,842	0	0	0	0	22	22	31.7	878	116	85
NOSC-MCRC Atlanta		Navy Reserve	Marietta	2	101,120	0	0	0	0	17	17	20.5	595	0	0
NSA Athens	C	Navy Active	Athens	64	466,681	0	0	0	0	57	57	100.1	224	19	0
Porter Village		Army Active	Dahlonaga	0	0	0	0	41	76,560	95	95	12.7	0	0	0
Robins AFB		AF Active	Robins Af Base	493	13,295,629	0	0	1	34,500	6,779	6,935	3,575.5	7,699	12,384	0
Savannah/Hilton Head IAP		AF Guard	Garden City	63	650,250	0	0	0	0	0	290	182.9	1,000	0	0
VTS Catoosa		Army Guard	Tunnel Hill	36	77,326	0	0	0	0	1,627	1,627	30.2	41	0	32
* OTHER SITE(S) : 45				223	766,713	11	116,022	1	961	23,683	24,069	205.7	6,692	154	3
Georgia Total:				6,177	83,185,371	58	254,041	3,707	13,973,512	572,004	577,359	27,452.9	111,525	34,321	20,418

Guam

Agana		Navy Active	Agana	2	17,122	0	0	0	0	8	8	42.8	0	0	0
Andersen Administration Annex		Navy Active	Yigo	10	72,615	0	0	0	0	0	0	70.0	0	0	0
Andersen AFB		Navy Active	Yigo	1,382	6,328,941	0	0	0	0	14,554	14,554	7,253.0	0	0	0
Andersen AFS		Navy Active	Yigo	5	8,438	0	0	0	0	5	5	11.6	0	0	0
Andersen Petrol Product Storage Annex #2		Navy Active	Tamuning	8	16,092	0	0	0	0	0	0	79.9	0	0	0
Andersen Water Supply Annex		Navy Active	Tamuning	1	144	0	0	0	0	0	0	15.3	0	0	0
CSO NAS Agana Guam		Navy Active	Agana	417	1,357,939	0	0	0	0	0	0	1,349.7	3	0	0
Dandan		Navy Active	Agana	6	25,416	0	0	0	0	77	77	22.7	0	0	0
GLUP 94 BRAC IV		Navy Active	Agana	16	40,836	0	0	0	0	0	0	38.7	0	0	0
Guam US Army Reserve Center		Army Reserve	Agana	6	59,936	0	0	0	0	0	20	39.0	430	8	0

* US Locations that do not meet criteria of at least ten (10) Acres AND at least \$10M PRV. US Territories and Non-US Locations that do not meet criteria of at least ten (10) Acres OR at least \$10M PRV.

DEPARTMENT OF DEFENSE
Base Structure Report - As of 30 Sept 2010

SITE	BRAC 2005	COMPONENT	NAME NEAREST CITY	BUILDINGS						ACRES OWNED	TOTAL ACRES	PRV (\$M)	MIL	CIV	OTHER
				OWNED		LEASED		OTHER							
				COUNT	SQFT	COUNT	SQFT	COUNT	SQFT						
Naval Hospital		Navy Active	Agana	1	116,174	0	0	0	0	21	21	78.8	0	0	0
NAVBASE Guam		Navy Active	Agana	987	5,475,356	0	0	0	0	12,820	12,831	7,359.6	2,530	560	0
NAVBASE Guam Apra Heights		Navy Active	Apra	97	394,657	0	0	0	0	2	2	233.9	0	0	0
NAVBASE Guam Barrigada		Navy Active	Barrigada	28	214,597	0	0	0	0	1,412	1,412	201.1	0	0	0
NAVBASE Guam Finegayan		Navy Active	Finegayan	299	1,144,085	0	0	0	0	5,448	5,450	886.5	0	66	0
NAVBASE Guam Finegayan, South		Navy Active	Finegayan	0	0	0	0	0	0	731	731	0.0	0	0	0
NAVBASE Guam Harmon		Navy Active	Dededo	4	3,153	0	0	0	0	22	22	5.0	0	0	0
NAVBASE Guam Magazine Reservoir, Naval Magazine		Navy Active	Santa Rita	0	0	0	0	0	0	10	10	0.0	0	0	0
NAVBASE Guam Marbo		Navy Active	Mangilao	0	0	0	0	0	0	44	44	4.4	0	0	0
NAVBASE Guam Naval Magazine		Navy Active	Santa Rita	210	691,669	0	0	0	0	8,647	8,647	936.3	0	0	0
NAVBASE Guam Talofoto		Navy Active	Talofoto	0	0	0	0	0	0	13	13	0.0	0	0	0
NAVBASE Guam Tiyan		Navy Active	Agana	1	895	0	0	0	0	21	21	2.3	0	0	0
NAVHOSP Guam		Navy Active	Naval Supply Depot	22	405,929	0	0	0	0	84	84	496.8	489	105	0
NG Fort Juan Muna		Army Guard	Barrigada	38	92,068	0	0	0	0	15	15	57.6	499	0	36
NG Guam Barrigada Complex		Army Guard	Barrigada	5	111,244	0	0	0	0	51	51	71.4	1,007	31	23
Nimitz Hill		Navy Active	Nimitz Hill	81	231,653	0	0	0	0	177	273	156.8	0	0	0
Santa Rosa Parcel B		Navy Active	Andersen Ab	0	0	0	0	0	0	10	10	0.0	0	0	0
Sasa Valley		Navy Active	Piti	32	17,113	0	0	0	0	430	430	290.8	0	0	0
Tanguisson Point		Navy Active	Dededo	1	29,205	0	0	0	0	26	26	176.9	0	0	0
Tenjo Vista		Navy Active	Piti	9	2,901	0	0	0	0	0	0	99.3	0	0	0
Tiyan Ofha BRAC IV		Navy Active	Agana	2	12,693	0	0	0	0	0	0	10.2	0	0	0
* OTHER SITE(S) : 9				5	1,636	0	0	0	0	25	25	15.8	0	0	0
Guam Total:				3,675	16,872,507	0	0	0	0	44,653	44,782	20,006.0	4,958	770	59

Hawaii

Aiea		Navy Active	Aiea	22	31,403	0	0	271	497,777	88	88	303.1	0	0	0
Aliamanu Military Reservation		Army Active	Honolulu	103	286,842	0	0	856	2,910,512	661	668	1,390.3	0	0	79
Barking Sands Communications Station		AF Guard	Kekaha	4	31,016	0	0	0	0	0	11	20.5	0	0	0
Bellows AFS		AF Active	Kailua	97	142,139	0	0	0	0	409	486	158.5	30	9	0
CSO Barbers Point HI		Navy Active	Barbers Point	0	0	0	0	0	0	1,241	1,241	100.3	0	0	0
Dillingham Mil Res		Army Active	Waialua	5	4,176	0	0	0	0	664	664	32.6	0	0	40
Ewa		Navy Active	Ewa Beach	1,891	3,400,904	0	0	0	0	3,132	3,132	1,666.2	0	0	0
Fort De Russy		Army Active	Honolulu	13	786,601	0	0	0	0	73	73	255.4	35	91	903

* US Locations that do not meet criteria of at least ten (10) Acres AND at least \$10M PRV. US Territories and Non-US Locations that do not meet criteria of at least ten (10) Acres OR at least \$10M PRV.

DEPARTMENT OF DEFENSE
Base Structure Report - As of 30 Sept 2010

SITE	BRAC 2005	COMPONENT	NAME NEAREST CITY	BUILDINGS						ACRES OWNED	TOTAL ACRES	PRV (\$M)	MIL	CIV	OTHER
				OWNED		LEASED		OTHER							
				COUNT	SQFT	COUNT	SQFT	COUNT	SQFT						
Fort Shafter		Army Active	Honolulu	161	1,681,843	0	0	106	363,240	589	589	1,145.5	4,199	1,023	1,442
Helemano Military Reservation		Army Active	Wahiawa	22	235,348	0	0	216	1,556,062	282	293	863.8	587	11	55
Hickam AFB		AF Active	Hickam A F Base	293	5,010,618	0	0	0	0	2,525	2,535	4,188.4	6,577	1,402	0
Hickam Petroleum Products Storage Annex		AF Active	Wahiawa	6	7,247	0	0	0	0	92	151	344.0	0	0	0
Honolulu		Navy Active	Pearl Harbor	133	1,194,041	1	55,000	1,864	5,223,169	568	568	2,631.3	0	0	0
Kaena Point Satellite Tracking Station		AF Active	Waianae	25	69,531	0	0	0	0	0	153	59.2	2	18	0
Kahuku Training Area		Army Active	Kahuku	14	23,754	0	0	0	0	8,330	9,480	43.8	0	0	0
Kalaeloa		Navy Active	Barbers Point	164	1,022,971	0	0	0	0	248	248	586.2	0	0	0
Kamokala Ridge		Navy Active	Kekaha	13	23,582	0	0	0	0	0	88	17.5	0	0	0
Kawaihae Mil Reserve		Army Active	Waimea	1	938	0	0	0	0	3	11	17.9	0	0	0
Kilauea Mil Reserve		Army Active	Hawaii Natl Park	90	153,931	0	0	0	0	13	72	76.6	0	0	52
Kipapa Ammo Storage Site		Army Active	Pukalani	70	179,462	0	0	0	0	401	401	118.7	0	0	0
Kokee AFS		AF Active	Kekaha	12	23,239	0	0	0	0	0	10	18.4	20	0	0
Kunia		Navy Active	Kunia	9	275,966	0	0	0	0	95	95	95.9	0	0	0
Makaha Ridge		Navy Active	Kokee	16	28,305	0	0	0	0	0	243	31.5	0	0	0
Makua Mil Reserve		Army Active	Waianae	4	4,873	0	0	0	0	3,406	4,195	26.4	0	0	0
Manana Housing/Pw Area		Navy Active	Pearl City	1	775	0	0	49	125,391	23	23	59.4	0	0	0
MC Trng Area Bellows		MC Active	Waimanalo	10	16,189	0	0	0	0	1,028	1,028	42.5	0	0	0
MCB Camp Smith		MC Active	Aiea	51	866,914	0	0	9	19,010	219	219	545.1	1,480	185	0
MCB Hawaii Kaneohe		MC Active	Kaneohe	538	4,700,003	0	0	1,087	3,873,915	2,944	2,946	4,824.3	6,433	1,166	0
MCB Hawaii Manana Capehart		MC Active	Pearl City	6	13,412	0	0	153	429,514	51	51	184.1	0	0	0
MCB Hawaii Pearl City Annex		MC Active	Pearl City	6	254,960	0	0	0	0	27	27	77.1	0	0	0
MCB Hawaii Puuloa-Oahu		MC Active	Ewa Beach	21	58,437	0	0	0	0	139	139	41.3	0	0	0
NG Kalaeloa		Army Guard	Kapolei	27	564,245	0	0	0	0	147	147	329.9	1,493	124	239
NG Regional Training Institute		Army Guard	Waimanalo	7	75,951	0	0	0	0	48	48	49.5	72	4	5
NG TS Waiawa Gulch		Army Guard	Pearl City	11	128,182	0	0	0	0	19	19	44.3	36	17	1
NS Pearl Harbor		Navy Active	Pearl Harbor	621	10,420,095	0	0	315	1,005,604	6,798	6,804	9,473.9	11,171	10,734	1
PACMISRANFAC Hawaiian Area		Navy Active	Kekaha	210	518,698	0	0	62	98,437	1,935	4,563	525.8	0	267	0
Pearl City		Navy Active	Pearl City	15	281,600	0	0	273	997,010	504	504	657.7	0	0	0
Pohakuloa Training Area		Army Active	Hilo	167	296,400	0	0	4	362	108,829	131,805	482.2	685	80	104
Pupukea Paalaa Uka Mil Road		Army Active	Haleiwa	0	0	0	0	0	0	109	109	18.3	0	0	0
Red Hill		Navy Active	Honolulu	7	11,981	0	0	13	15,796	241	241	1,059.3	0	0	0
Schofield Bks Military Reservation		Army Active	Wahiawa	496	6,910,941	0	0	1,632	6,297,978	15,600	15,612	7,517.5	14,235	2,031	2,665

* US Locations that do not meet criteria of at least ten (10) Acres AND at least \$10M PRV. US Territories and Non-US Locations that do not meet criteria of at least ten (10) Acres OR at least \$10M PRV.

DEPARTMENT OF DEFENSE
Base Structure Report - As of 30 Sept 2010

SITE	BRAC 2005	COMPONENT	NAME NEAREST CITY	BUILDINGS						ACRES OWNED	TOTAL ACRES	PRV (\$M)	MIL	CIV	OTHER
				OWNED		LEASED		OTHER							
				COUNT	SQFT	COUNT	SQFT	COUNT	SQFT						
Signal Cable Trunking System		Army Active	Wahiawa	41	8,871	0	0	0	0	201	201	125.6	0	0	0
Tripler AMC		Army Active	Honolulu	39	1,877,196	0	0	88	341,926	367	367	2,128.1	1,660	2,016	909
USA Field Station Kunia		Army Active	Kunia	9	272,040	0	0	0	0	89	95	218.5	1,829	167	40
Wahiawa		Navy Active	Wahiawa	96	458,826	0	0	216	640,529	723	735	573.6	3	0	0
Waianae		Navy Active	Lualualei	427	1,103,085	0	0	1	378	9,223	9,223	781.8	0	0	0
Waianae-Kai Military Reservation		Army Active	Waianae	46	47,458	1	637	0	0	0	14	25.9	0	0	30
Waikalkalaua Ammo Storage Tunnels		Army Active	Unknown	49	104,236	0	0	0	0	312	312	64.1	0	0	0
Waikele		Navy Active	Waipahu	134	439,967	0	0	0	0	483	483	281.2	0	0	0
Waipahu		Navy Active	Waipahu	21	41,574	0	0	0	0	1,448	1,449	112.2	0	0	0
Wheeler Army Airfield		Army Active	Wahiawa	167	1,274,253	0	0	293	747,449	1,370	1,370	2,244.2	3,064	369	814
* OTHER SITE(S) : 69				63	363,457	1	11,521	18	107,817	1,777	26,592	336.7	1,405	41	0
Hawaii Total:				6,454	45,728,476	3	67,158	7,526	25,251,876	177,475	230,622	47,016.0	55,016	19,755	7,379
Idaho															
Bayview Idaho		Navy Active	Bayview	13	84,988	0	0	0	0	22	22	39.7	0	0	0
Boise Air Terminal (ANG)		AF Guard	Boise	178	1,698,717	0	0	1	12,960	0	576	551.3	1,152	0	0
Mountain Home AFB		AF Active	Mountain Home	1,191	5,390,769	0	0	16	34,380	2,250	6,850	2,319.3	3,588	454	0
Saylor Creek Air Force Range		AF Active	Bruneau	5	10,918	0	0	0	0	640	109,466	15.1	0	0	0
* OTHER SITE(S) : 58				62	209,669	0	0	0	0	1,311	20,247	88.9	1,293	7	5
Idaho Total:				1,449	7,395,061	0	0	17	47,340	4,223	137,161	3,014.2	6,033	461	5
Illinois															
Capital Airport		AF Guard	Springfield	32	316,256	0	0	0	0	0	90	128.6	949	0	0
Chanute AFB		AF Active	Rantoul	230	2,812,879	0	0	0	0	1,343	1,343	1,187.9	0	0	0
Charles Melvin Price Spt Ctr		Army Active	Alden	9	349,219	0	0	3	3,641	136	136	85.3	0	0	0
Col P. Schulstad USARC		Army Reserve	Arlington Hts	8	231,959	0	0	0	0	48	48	71.5	788	158	23
Fort Sheridan		Navy Active	Highland Park	4	3,871	0	0	85	424,496	206	206	122.2	155	0	0
GL Camp JPJ		Navy Active	Great Lakes	8	1,302,022	0	0	0	0	0	49	413.1	0	0	0
GL Forrestal Village		Navy Active	Great Lakes	10	135,758	1	38,000	0	0	481	481	56.8	0	0	0
Glenview		Navy Active	Glenview	1	13,876	0	0	118	697,184	93	93	168.4	0	0	0
Granite City USARC		Army Reserve	Granite City	21	192,390	0	0	0	0	42	42	49.5	443	5	0
Greater Peoria Regional Airport		AF Guard	Peoria	32	413,728	0	0	0	0	0	714	168.7	1,233	0	0
Joliet AAP Elwood		Army Active	Wilmington	206	759,003	0	0	0	0	657	657	300.7	0	0	0
Joliet AAP Kankakee		Army Active	Wilmington	19	50,573	0	0	0	0	1,068	1,068	17.3	0	0	0

* US Locations that do not meet criteria of at least ten (10) Acres AND at least \$10M PRV. US Territories and Non-US Locations that do not meet criteria of at least ten (10) Acres OR at least \$10M PRV.

DEPARTMENT OF DEFENSE
Base Structure Report - As of 30 Sept 2010

SITE	BRAC 2005	COMPONENT	NAME NEAREST CITY	BUILDINGS						ACRES OWNED	TOTAL ACRES	PRV (\$M)	MIL	CIV	OTHER
				OWNED		LEASED		OTHER							
				COUNT	SQFT	COUNT	SQFT	COUNT	SQFT						
NG Galesburg Readiness Center		Army Guard	Galesburg	0	0	0	0	3	56,018	0	10	12.7	237	0	0
NG N Riverside (NG Maint Center)		Army Guard	Riverside	19	204,749	0	0	0	0	33	33	41.3	0	112	0
NG Peoria AASF #3		Army Guard	Peoria	18	135,503	0	0	1	350	46	46	48.3	263	55	0
North Shore Memorial USARC		Army Reserve	Highland Park	3	46,136	0	0	0	0	13	13	15.1	266	11	0
NS Great Lakes		Navy Active	Great Lakes	256	8,927,547	0	0	674	2,446,401	1,138	1,138	4,180.2	19,833	2,035	0
Old Base Site 2		AF Guard	Peoria	5	53,399	0	0	0	0	0	51	16.3	0	0	0
Parkhurst USARC/OMS/DS		Army Reserve	Darien	2	87,595	0	0	0	0	13	13	25.5	609	54	0
Philip H. Sheridan Reserve Center		Army Reserve	Ft Sheridan	31	491,626	0	0	0	0	90	90	140.4	1,794	70	13
Rock Island Arsenal	R	Army Active	Rock Island	179	6,629,462	47	92,242	0	0	870	870	1,734.7	948	6,437	1,715
Savanna Depot Act		Army Active	Savanna	722	2,873,100	0	0	0	0	8,145	8,145	889.7	0	0	0
Scott AFB		AF Active	Belleville	318	5,088,398	0	0	3	14,221	2,881	3,638	1,913.6	7,246	3,039	0
USAR Joliet Outdoor Training (Elwood)		Army Reserve	Elwood	24	39,945	0	0	0	0	3,585	3,585	22.7	0	0	0
* OTHER SITE(S) : 43				76	1,121,878	9	43,317	0	0	181	198	366.8	3,777	75	0
Illinois Total:				2,233	32,280,872	57	173,559	887	3,642,311	21,071	22,760	12,177.3	38,541	12,051	1,751
Indiana															
(Lyle J. Thompson) USARC		Army Reserve	South Bend	3	57,885	0	0	0	0	0	12	14.9	135	24	0
Camp Atterbury		Army Guard	Edinburg	388	1,531,624	0	0	3	14,143	33,142	33,142	553.4	7,393	104	1,010
Fort Ben Harrison USARC		Army Reserve	Indianapolis	15	227,338	0	0	0	0	138	138	60.8	685	38	1
Fort Benjamin Harrison		Army Active	Indianapolis	0	0	0	0	0	0	67	67	45.6	0	0	0
Fort Wayne IAP		AF Guard	Fort Wayne	32	389,526	0	0	0	0	0	189	146.8	292	0	0
Grissom AFB		AF Active	Peru	18	241,639	0	0	0	0	1,020	1,098	109.8	0	2	0
Grissom ARB		AF Reserve	Peru	86	1,034,710	0	0	0	0	1,410	1,791	583.6	1,330	253	0
Hulman Fld		AF Guard	Terre Haute	45	339,471	0	0	0	0	37	121	111.3	835	0	0
Indiana AAP		Army Active	Charlestown	839	2,833,804	0	0	0	0	4,716	4,716	948.3	0	0	0
Jefferson Proving Ground		Army Active	Madison	113	290,116	0	0	0	0	52,832	52,832	158.3	11	0	0
Newport Chem Depot	C	Army Active	Newport	218	875,159	0	0	0	0	8,396	8,396	304.5	7	40	393
NG Muscatatuck Urban Training Center		Army Guard	Butlerville	38	408,667	0	0	1	2,125	0	934	120.1	0	0	0
NSA Crane		Navy Active	Crane	2,391	11,050,529	0	0	37	70,778	62,428	62,428	3,806.5	0	143	0
SGT James W. Harlan USARC/AMSA #132		Army Reserve	Evansville	2	49,521	0	0	0	0	5	10	12.8	214	18	0
* OTHER SITE(S) : 25				40	480,988	7	103,246	1	1,650	1,446	2,510	148.6	3,362	89	0

* US Locations that do not meet criteria of at least ten (10) Acres AND at least \$10M PRV. US Territories and Non-US Locations that do not meet criteria of at least ten (10) Acres OR at least \$10M PRV.

DEPARTMENT OF DEFENSE
Base Structure Report - As of 30 Sept 2010

SITE	BRAC 2005	COMPONENT	NAME NEAREST CITY	BUILDINGS						ACRES OWNED	TOTAL ACRES	PRV (\$M)	MIL	CIV	OTHER
				OWNED		LEASED		OTHER							
				COUNT	SQFT	COUNT	SQFT	COUNT	SQFT						
Indiana Total:				4,228	19,810,977	7	103,246	42	88,696	165,637	168,385	7,125.4	14,264	711	1,404
Iowa															
Camp Dodge Johnston TS	R	Army Guard	Johnston	32	876,818	1	25,540	244	1,164,408	28,847	31,180	609.5	3,870	396	1,032
Des Moines IAP		AF Guard	Des Moines	31	234,971	4	177,754	1	15,546	0	171	129.2	0	0	0
Des Moines Reserve Complex		Army Reserve	Des Moines	8	162,152	0	0	0	0	40	40	34.8	903	39	48
Fort Dodge ANG		AF Guard	Fort Dodge	12	36,018	0	0	0	0	0	13	10.6	135	0	0
Iowa AAP	R	Army Active	Middletown	968	4,187,640	0	0	1	1,500	19,011	19,011	1,448.4	1	24	632
Sioux Gateway Apt (ANG)-CE Site #2		AF Guard	Sioux City	3	45,580	0	0	0	0	16	16	12.7	0	0	0
Sioux Gateway Apt/Col Bud Day Field (ANG)		AF Guard	Sioux City	35	406,010	0	0	0	0	0	270	150.7	824	0	0
* OTHER SITE(S) : 27				40	452,898	4	42,800	0	0	142	227	122.3	2,197	76	0
Iowa Total:				1,129	6,402,087	9	246,094	246	1,181,454	48,057	50,929	2,518.0	7,930	535	1,712
Johnston Atoll															
Johnston Atoll Airfield		AF Active	Johnston Atoll	72	295,161	0	0	0	0	684	684	705.4	0	0	0
Johnston Atoll Total:				72	295,161	0	0	0	0	684	684	705.4	0	0	0
Kansas															
Atchison Caves		Army Reserve	Atchison	6	2,599,610	0	0	0	0	125	125	364.4	0	0	0
Forbes Field (ANG)		AF Guard	Topeka	29	497,566	0	0	0	0	192	215	182.6	943	28	0
Fort Leavenworth	R	Army Active	Fort Leavenworth	296	4,507,749	0	0	687	5,114,751	5,637	5,637	2,658.3	4,956	2,440	2,704
Fort Riley	R	Army Active	Fort Riley	866	11,047,347	2	22,672	151	888,955	97,115	100,707	4,295.5	19,202	3,399	3,749
Kansas AAP	C	Army Active	Parsons	510	2,204,280	0	0	0	0	13,835	13,835	739.6	0	0	0
Leavenworth USARC		Army Reserve	Leavenworth	2	47,520	0	0	0	0	24	24	46.7	215	0	7
McConnell AFB		AF Active	Wichita	752	4,389,680	0	0	0	0	2,682	3,616	1,591.0	4,361	444	0
New Century USARC/ASF # 37		Army Reserve	Gardner	3	84,786	0	0	0	0	16	18	22.9	75	66	0
NG Topeka Forbes Field		Army Guard	Topeka	7	231,374	0	0	0	0	30	30	56.0	693	42	7
Smoky Hill ANG Range		AF Guard	Salina	35	83,803	0	0	0	0	33,878	33,878	61.1	92	0	0
Topeka Future		Army Reserve	Topeka	2	47,527	0	0	0	0	12	12	79.7	263	27	0
Wichita USARC	R	Army Reserve	Wichita	3	155,043	0	0	0	0	17	18	33.3	951	49	0
* OTHER SITE(S) : 33				37	510,813	8	76,670	1	29,197	765	1,048	154.0	2,101	46	0
Kansas Total:				2,548	26,407,098	10	99,342	839	6,032,903	154,328	159,161	10,285.3	33,852	6,541	6,467
Kentucky															

* US Locations that do not meet criteria of at least ten (10) Acres AND at least \$10M PRV. US Territories and Non-US Locations that do not meet criteria of at least ten (10) Acres OR at least \$10M PRV.

DEPARTMENT OF DEFENSE
Base Structure Report - As of 30 Sept 2010

SITE	BRAC 2005	COMPONENT	NAME NEAREST CITY	BUILDINGS						ACRES OWNED	TOTAL ACRES	PRV (\$M)	MIL	CIV	OTHER
				OWNED		LEASED		OTHER							
				COUNT	SQFT	COUNT	SQFT	COUNT	SQFT						
Blue Grass Army Depot	R	Army Active	Richmond	1,128	4,079,113	0	0	2	10,000	14,594	14,594	1,168.2	167	890	155
Brooks-Lawler USARC/AMSA #71		Army Reserve	Fort Thomas	7	64,755	0	0	0	0	15	15	14.8	462	25	0
Fort Campbell KY	R	Army Active	Fort Campbell	558	8,769,078	0	0	1,171	4,950,150	43,175	43,175	3,955.3	30,669	3,436	4,631
Fort Knox	R	Army Active	Middletown	1,016	12,481,038	0	0	199	730,857	109,111	109,111	5,647.6	19,463	7,370	4,385
Lexington AFRC		Army Reserve	Lexington	5	50,943	0	0	0	0	10	10	11.1	690	14	0
Louisville IAP-Standiford Fl		AF Guard	Louisville	14	368,860	0	0	1	15,000	0	81	103.4	1,144	0	0
Louisville Kentucky	C	Army Reserve	Louisville	6	129,377	1	26,560	0	0	23	23	36.9	688	25	7
* OTHER SITE(S) : 21				43	200,789	13	263,618	2	20,101	1,371	1,397	95.3	1,409	15	14
Kentucky Total:				2,777	26,143,953	14	290,178	1,375	5,726,108	168,300	168,407	11,032.6	54,692	11,775	9,192
Louisiana															
Barksdale AFB		AF Active	Barksdale Af Base	434	4,935,027	2	41,572	0	0	21,945	22,504	1,753.1	7,401	866	0
England AFB		AF Active	England Afb	115	1,141,611	0	0	1	2,735	576	576	307.3	0	1	0
England Authority		Army Active	Alexandria	2	59,274	20	135,300	0	0	0	252	80.1	0	0	0
Fort Polk		Army Active	Fort Polk	1,010	7,406,247	2	1,350,448	1,181	7,071,311	100,110	198,721	4,110.7	18,899	1,733	4,589
NAS JRB New Orleans		AF Guard	Belle Chasse	51	476,356	0	0	0	0	0	67	142.1	1,090	10	0
NAS JRB New Orleans		Navy Active	Belle Chasse	181	1,908,675	0	0	0	0	5,006	5,006	850.2	2,443	329	0
NSA New Orleans		Navy Active	New Orleans	72	907,513	0	0	112	339,288	185	195	347.1	1,669	222	0
NSA New Orleans East Bank		Navy Active	New Orleans	8	1,019,547	0	0	0	0	24	24	343.1	1,923	0	0
* OTHER SITE(S) : 30				95	541,089	8	447,030	1	11,800	77	7,993	291.1	3,378	72	235
Louisiana Total:				1,968	18,395,338	32	1,974,350	1,295	7,425,134	127,923	235,338	8,224.8	36,803	3,233	4,824
Maine															
Bangor IAP		AF Guard	Bangor	17	283,937	0	0	0	0	122	142	117.0	909	0	0
Bangor Lease Land Site 4		AF Guard	Bangor	16	119,655	0	0	0	0	0	158	60.6	0	0	0
Columbia Falls Radar Site		AF Active	Columbia Falls	4	20,375	0	0	0	0	829	829	34.6	0	0	0
DFAS Annex		AF Active	Limestone	0	0	1	142,400	0	0	0	16	39.6	0	0	0
Moscow Radar Site		AF Active	Moscow	4	44,315	0	0	0	0	1,425	1,425	36.3	0	0	0
NAS Brunswick	R	Navy Active	Brunswick	245	2,034,924	0	0	0	0	3,280	3,281	793.9	2,323	241	0
NAS Brunswick McKeen Street	R	Navy Active	Brunswick	187	362,494	0	0	0	0	74	74	70.2	0	0	0
NAS Brunswick Topsham	R	Navy Active	Topsham	62	295,377	0	0	0	0	90	90	67.2	0	0	0
NAS Portsmouth NCTS Cutler VLF Area		Navy Active	Cutler	38	125,189	0	0	0	0	2,804	2,804	83.7	0	0	0
NAS Portsmouth Redington Township		Navy Active	Rangeley	64	46,714	0	0	0	0	12,468	12,468	17.5	0	0	0

* US Locations that do not meet criteria of at least ten (10) Acres AND at least \$10M PRV. US Territories and Non-US Locations that do not meet criteria of at least ten (10) Acres OR at least \$10M PRV.

DEPARTMENT OF DEFENSE
Base Structure Report - As of 30 Sept 2010

SITE	BRAC 2005	COMPONENT	NAME NEAREST CITY	BUILDINGS						ACRES OWNED	TOTAL ACRES	PRV (\$M)	MIL	CIV	OTHER
				OWNED		LEASED		OTHER							
				COUNT	SQFT	COUNT	SQFT	COUNT	SQFT						
NG Auburn TS		Army Guard	Auburn	13	81,688	0	0	1	4,800	154	170	17.1	4	14	0
NSY Portsmouth		Navy Active	Kittery	244	4,074,925	1	100	42	108,412	307	307	1,367.1	0	4,703	0
South Portland ANGS		AF Guard	South Portland	9	57,513	0	0	0	0	0	12	15.7	217	0	0
* OTHER SITE(S) : 16				46	281,383	0	0	0	0	1,241	1,241	82.9	915	57	0
Maine Total:				949	7,828,489	2	142,500	43	113,212	22,795	23,018	2,803.4	4,368	5,015	0

Maryland

1SGT Adam S Brandt USARC		Army Reserve	Curtis Bay	3	52,684	0	0	0	0	27	27	14.3	489	29	0
Aberdeen Proving Ground	R	Army Active	Aberdeen Prov Grnd	1,458	12,697,951	0	0	16	113,914	3,618	3,618	4,012.1	4,513	10,845	6,032
Andrews AFB		AF Active	Andrews Afb	320	6,146,966	0	0	1	2,800	4,996	5,008	2,402.6	7,335	1,683	0
Blossom Point MD		Navy Active	La Plata	22	74,839	0	0	0	0	265	265	21.0	0	0	0
Blossom Point Research Facility		Army Active	Welcome	32	29,337	0	0	0	0	1,600	1,600	36.4	0	13	54
Brandywine Globecom Annex		AF Active	Brandywine	4	3,944	0	0	0	0	1,640	1,640	12.4	0	0	0
Curtis Bay - Baltimore		Army Reserve	Unknown	3	27,915	0	0	0	0	18	18	165.5	0	0	0
Fort Detrick	R	Army Active	Frederick	193	2,248,964	0	0	314	680,519	1,153	1,153	1,370.9	1,390	3,355	4,276
Fort George G Meade	R	Army Active	Fort Meade	276	4,738,790	10	40,912	1,210	4,796,504	5,067	5,067	2,821.3	16,525	19,233	12,588
Glenn Forest		Navy Active	Lexington Park	0	0	0	0	58	438,608	138	138	82.7	0	0	0
Governors Bridge Globecom Annex		AF Active	Davidsonville	2	26,540	0	0	0	0	864	864	20.0	0	0	0
Jachman USARC		Army Reserve	Owings Mills	3	48,350	0	0	0	0	14	14	11.6	278	4	0
Martin State Apt		AF Guard	Middle River	52	391,422	0	0	0	0	0	175	131.4	1,517	0	0
NAS Patuxent River		Navy Active	Patuxent River	492	6,588,020	0	0	194	318,309	6,398	6,398	2,858.1	2,391	7,177	1
National Geospatial Intelligence Agency	C	Army Active	Bethesda	5	680,169	0	0	0	0	40	40	184.0	0	0	0
National Naval Medical Center Bethesda		Navy Active	Bethesda	85	3,665,050	0	0	0	0	241	241	1,457.3	3,530	1,398	0
Naval Academy North Severn		Navy Active	Annapolis	16	243,709	0	0	1	5,507	526	526	103.6	7	5	0
NG Pvt Henry Costin		Army Guard	Laurel	3	56,225	0	0	0	0	23	23	15.6	120	0	0
NMIC Suitland		Navy Active	Suitland	5	636,965	0	0	0	0	42	42	174.4	0	0	0
NSA Annapolis		Navy Active	Annapolis	51	4,108,739	0	0	46	216,876	285	285	1,481.1	0	1,279	0
NSA Annapolis - Naval Station		Navy Active	Annapolis	56	402,576	0	0	51	255,414	276	276	184.4	0	0	0
NSA Annapolis Chesapeake Bay Detach		Navy Active	Solomons	72	212,307	0	0	0	0	167	167	82.6	0	0	0
NSA Annapolis Gambrills Md		Navy Active	Annapolis	57	108,256	0	0	0	0	856	856	25.6	0	0	0
NSA South Potomac Stump Neck Area		Navy Active	Indian Head	85	329,569	0	0	0	0	1,086	1,086	106.9	0	0	0

* US Locations that do not meet criteria of at least ten (10) Acres AND at least \$10M PRV. US Territories and Non-US Locations that do not meet criteria of at least ten (10) Acres OR at least \$10M PRV.

DEPARTMENT OF DEFENSE
Base Structure Report - As of 30 Sept 2010

SITE	BRAC 2005	COMPONENT	NAME NEAREST CITY	BUILDINGS						ACRES OWNED	TOTAL ACRES	PRV (\$M)	MIL	CIV	OTHER
				OWNED		LEASED		OTHER							
				COUNT	SQFT	COUNT	SQFT	COUNT	SQFT						
NSWC Carderock		Navy Active	Bethesda	75	1,900,722	0	0	0	0	185	185	637.6	0	4,469	0
NSWC Indian Head		Navy Active	Indian Head	998	2,666,282	0	0	68	263,927	1,960	1,960	1,067.1	1	3,214	0
Solomons Island MD		Navy Active	Solomons	111	267,900	0	0	1	5,340	294	294	73.6	0	0	0
Summerfield FH Site #1		AF Active	Landover	0	0	194	1,942,174	0	0	0	234	358.4	0	0	0
Upper Yard Annapolis		Navy Active	Annapolis	41	543,876	0	0	57	417,258	68	68	304.3	0	0	0
USA Adelphi Laboratory Ctr	R	Army Active	Hyattsville	30	1,136,021	0	0	0	0	207	207	390.0	329	879	406
Walter Reed AMC Forest Glen		Army Active	Silver Spring	41	1,339,153	0	0	0	0	132	132	474.4	22	186	70
Walter Reed AMC Glen Haven		Army Active	Silver Spring	1	6,996	0	0	23	442,086	21	21	87.2	0	0	5
Webster Field		Navy Active	Saint Inigoes	69	563,605	0	0	1	190	968	968	262.7	0	0	0
* OTHER SITE(S) : 87				107	514,704	80	1,263,496	3	105,164	6,499	7,157	420.0	3,269	56	0
Maryland Total:				4,768	52,458,546	284	3,246,582	2,044	8,062,416	39,675	40,754	21,851.1	41,716	53,825	23,432
Massachusetts															
4th MAW Chicopee Housing		MC Reserve	Chicopee	75	247,551	0	0	59	275,022	83	83	111.8	0	0	0
94th RRC HQ USARC	R	Army Reserve	Ayer	1	81,206	0	0	0	0	14	14	22.8	457	18	0
Barnes MAP (ANG)		AF Guard	Westfield	41	374,041	0	0	0	0	2	373	147.3	968	0	0
Cape Cod AS		AF Active	Bourne	14	103,674	0	0	0	0	0	101	50.2	56	7	0
Cpl G M Craig USARC/AMSA 163		Army Reserve	Brockton	2	66,423	0	0	0	0	14	14	18.3	0	0	0
CSO NAS South Weymouth MA		Navy Active	Weymouth	162	995,625	0	0	0	0	1,511	1,511	484.0	0	0	0
CSO NAS South Weymouth Squantum Housing		Navy Active	Weymouth	38	107,962	0	0	0	0	27	27	21.8	0	0	0
Devens Reserve Forces Training Area		Army Reserve	Ayer	123	1,502,960	0	0	0	0	5,212	5,212	495.2	1,662	181	27
Fort Dawes		Navy Active	Weymouth	5	38,582	0	0	0	0	72	72	11.4	0	0	0
George Hampden Crossman USARC		Army Reserve	Taunton	2	68,517	0	0	0	0	10	10	18.3	332	5	0
Hanscom AFB		AF Active	Bedford	132	3,706,934	0	0	1	2,176	527	846	1,093.9	1,076	1,750	0
MTA Camp Edwards		Army Guard	Buzzards Bay	147	790,739	0	0	0	0	14,712	14,712	361.4	666	46	150
NAVPRO Pittsfield		Navy Active	Pittsfield	5	823,949	0	0	0	0	30	30	235.0	0	0	0
NG Rehoboth-TS Nike 19 COE #25326		Army Guard	Rehoboth	7	41,074	0	0	0	0	15	15	11.5	106	0	0
NG Westfield/Barnes		Army Guard	Westfield	5	60,423	0	0	0	0	0	33	24.4	157	0	0
NWIRP Bedford		Navy Active	Bedford	6	275,969	0	0	0	0	45	77	101.6	0	0	0
Otis ANGB		AF Guard	Otis Angb, Mashpee	135	1,137,758	0	0	0	0	1,366	4,042	696.0	1,067	92	0
South Boston Support Activity		Army Reserve	Boston	2	583,529	0	0	0	0	11	11	175.8	431	880	247
SSC Hudson Housing		Army Active	Natick	14	50,153	0	0	0	0	134	134	12.5	0	0	0

* US Locations that do not meet criteria of at least ten (10) Acres AND at least \$10M PRV. US Territories and Non-US Locations that do not meet criteria of at least ten (10) Acres OR at least \$10M PRV.

DEPARTMENT OF DEFENSE
Base Structure Report - As of 30 Sept 2010

SITE	BRAC 2005	COMPONENT	NAME NEAREST CITY	BUILDINGS						ACRES OWNED	TOTAL ACRES	PRV (\$M)	MIL	CIV	OTHER
				OWNED		LEASED		OTHER							
				COUNT	SQFT	COUNT	SQFT	COUNT	SQFT						
US Army Soldier Systems Center Natick	R	Army Active	Natick	76	873,769	0	0	0	0	78	78	286.7	58	1,392	213
Westover AFRC	C	Army Reserve	Chicopee	2	52,477	0	0	0	0	12	12	14.2	635	26	0
Westover ARB		AF Reserve	Westover	114	1,483,073	0	0	0	0	2,515	2,585	880.5	2,428	325	0
* OTHER SITE(S) : 31				170	828,062	2	27,913	11	151,630	298	391	271.9	2,779	32	0
Massachusetts Total:				1,278	14,294,450	2	27,913	71	428,828	26,689	30,384	5,546.5	12,878	4,754	637
Michigan															
1Lt Robert L Poxon USARC		Army Reserve	Southfield	6	93,477	0	0	0	0	26	26	24.8	641	14	0
Alpena County Regional Airport		AF Guard	Alpena	99	477,349	0	0	0	0	0	695	265.3	116	0	0
CTC Fort Custer Trng Center		Army Guard	Augusta	105	542,152	0	0	0	0	7,570	7,570	213.2	976	22	84
Detroit Arsenal	R	Army Active	Warren	65	1,727,043	4	11,825	1	200	170	178	620.4	235	6,092	881
Dr Mary E Walker Mem USARC		Army Reserve	Grand Rapids	2	72,040	0	0	0	0	14	14	20.6	302	8	0
K I Sawyer AFB		AF Active	Gwinn	935	2,565,341	0	0	0	0	2,923	3,214	717.8	0	0	0
NG Grayling Airfield		Army Guard	Grayling	29	192,592	0	0	0	0	875	875	134.5	0	0	0
NOSC Battle Creek		Navy Reserve	Battle Creek	6	58,116	0	0	0	0	25	155	14.4	58	0	0
NS Great Lakes Republic Michigan		Navy Reserve	Republic	3	24,742	0	0	0	0	891	891	10.0	0	0	0
Sebille Manor FH Michigan		Army Active	New Baltimore	223	636,533	0	0	0	0	103	103	167.9	0	0	0
Selfridge ANGB		AF Guard	Mount Clemens	292	2,538,244	0	0	1	2,414	3,074	3,588	1,105.7	1,590	325	0
W K Kellogg Airport		AF Guard	Battle Creek	31	331,029	0	0	0	0	0	318	148.5	976	0	0
Wurtsmith AFB		AF Active	Oscoda	145	1,190,759	0	0	0	0	634	634	645.0	0	1	0
* OTHER SITE(S) : 32				58	659,016	5	160,942	30	466,804	152	217	379.2	5,829	87	11
Michigan Total:				1,999	11,108,433	9	172,767	32	469,418	16,457	18,477	4,467.4	10,723	6,549	976
Minnesota															
Arden Hills USARC		Army Reserve	St. Paul	3	143,090	0	0	0	0	54	54	33.0	941	42	0
Duluth IAP		AF Guard	Duluth	36	409,071	0	0	0	0	1	285	136.7	982	28	0
Fort Snelling USARC/AMSA	R	Army Reserve	St. Paul	6	269,784	0	0	0	0	47	47	72.0	1,314	42	21
Minneapolis-St Paul		AF Reserve	Minneapolis	87	1,166,205	0	0	1	1,613	215	246	432.5	2,497	161	0
NG Arden Hills Army TS		Army Guard	St. Paul	57	137,591	0	0	0	0	1,496	1,496	40.3	91	41	17
NG Cambridge AFRC		Army Guard	Cambridge	0	0	0	0	2	57,276	0	25	15.6	0	0	0
NOSC Minneapolis		Navy Reserve	Minneapolis	1	97,226	0	0	0	0	11	11	23.9	692	0	0
Twin Cities AAP		Army Active	St. Paul	106	2,842,337	0	0	0	0	677	677	832.5	0	0	0

* US Locations that do not meet criteria of at least ten (10) Acres AND at least \$10M PRV. US Territories and Non-US Locations that do not meet criteria of at least ten (10) Acres OR at least \$10M PRV.

DEPARTMENT OF DEFENSE
Base Structure Report - As of 30 Sept 2010

SITE	BRAC 2005	COMPONENT	NAME NEAREST CITY	BUILDINGS						ACRES OWNED	TOTAL ACRES	PRV (\$M)	MIL	CIV	OTHER
				OWNED		LEASED		OTHER							
				COUNT	SQFT	COUNT	SQFT	COUNT	SQFT						
* OTHER SITE(S) : 35				50	411,301	5	26,061	0	0	212	479	134.4	1,653	24	0
Minnesota Total:				346	5,476,605	5	26,061	3	58,889	2,714	3,321	1,721.0	8,170	338	38
Mississippi															
BG George A Morris USARC		Army Reserve	Vicksburg	2	75,625	0	0	0	0	13	13	15.4	373	44	0
Camp Keller (De Soto)		Navy Active	Biloxi	6	18,189	0	0	0	0	0	2,483	10.6	0	0	0
Camp Shelby Assault Runway		AF Guard	Camp Shelby	2	9,713	0	0	0	0	0	182	16.3	0	0	0
CBC Gulfport		Navy Active	Gulfport	187	4,257,287	0	0	236	914,095	1,090	1,127	1,027.6	2,938	594	0
CBC Gulfport Lakeside Housing		Navy Active	Pascagoula	7	191,874	0	0	0	0	32	32	43.8	0	0	0
CBC Gulfport Sand Hill Housing		AF Active	Biloxi	80	359,739	0	0	0	0	75	75	62.2	0	0	0
Columbus AFB		AF Active	Columbus	170	1,580,220	0	0	0	0	4,411	4,919	730.1	926	511	0
Columbus Auxiliary Airfield		AF Active	Shuqualak	5	8,480	0	0	0	0	895	1,061	32.2	0	0	0
CTA Camp McCain		Army Guard	Grenada	85	349,399	0	0	0	0	12,836	12,842	142.4	284	47	35
Gulfport-Biloxi Regional Airport (ANG)		AF Guard	Gulfport	73	565,314	0	0	0	0	11	267	163.4	353	0	0
Jackson IAP, Thompson Field		AF Guard	Flowood	31	546,813	0	0	1	1,456	0	139	167.7	1,111	0	0
Keesler AFB		AF Active	Biloxi	710	8,422,913	0	0	1	1,475	1,597	1,670	2,312.7	4,035	1,284	0
Keesler Training Annex #1		AF Active	Biloxi	103	414,083	0	0	0	0	114	114	73.6	0	0	0
Key Field		AF Guard	Meridian	37	412,326	0	0	0	0	0	120	132.6	1,036	8	0
Mississippi AAP	C	Army Active	Stennis Space Center	107	1,681,998	0	0	0	0	0	4,214	410.9	0	0	0
MTA Camp Shelby		Army Guard	Hattiesburg	7	75,829	0	0	1,085	3,565,521	200	133,682	1,536.9	7,346	270	872
NAS Meridian		Navy Active	Meridian	149	1,667,277	0	0	354	776,471	8,056	8,060	779.0	891	148	0
OLF Bravo		Navy Active	Preston	5	9,239	0	0	0	0	1,461	1,461	46.2	0	0	0
Stennis Space Center		Navy Active	Bay St Louis	0	0	1	2,876	82	1,520,144	343	343	360.4	0	879	0
* OTHER SITE(S) : 40				70	782,364	10	33,604	1	5,193	6,004	8,038	172.0	2,490	115	0
Mississippi Total:				1,836	21,428,682	11	36,480	1,760	6,784,355	37,137	180,842	8,236.0	21,783	3,900	907
Missouri															
Belton USARC/AMSA #57		Army Reserve	Belton	2	9,865	0	0	1	48,296	195	195	13.7	637	21	0
Fort Leonard Wood	R	Army Active	St. Robert	1,276	10,445,082	0	0	1,028	3,217,170	53,239	62,911	4,474.1	27,060	3,696	2,826
Fort Leonard Wood Range		AF Guard	Laquey	3	6,787	0	0	1	7,500	0	305	12.1	14	4	0
Jefferson Barracks ANGSS		AF Guard	Jefferson Barracks	2	416	30	379,997	0	0	0	135	114.6	146	0	0
Kansas City, Belton USARC		Army Reserve	Belton	0	0	3	108,053	0	0	0	34	22.5	0	0	0
Lake City AAP		Army Active	Independence	393	2,965,161	0	0	8	2,299	3,950	3,950	1,006.5	1	25	2,715
Lake Of The Ozarks Recreation		Army Active	Osage Beach	18	17,439	0	0	0	0	0	359	22.0	0	0	0

* US Locations that do not meet criteria of at least ten (10) Acres AND at least \$10M PRV. US Territories and Non-US Locations that do not meet criteria of at least ten (10) Acres OR at least \$10M PRV.

DEPARTMENT OF DEFENSE
Base Structure Report - As of 30 Sept 2010

SITE	BRAC 2005	COMPONENT	NAME NEAREST CITY	BUILDINGS						ACRES OWNED	TOTAL ACRES	PRV (\$M)	MIL	CIV	OTHER
				OWNED		LEASED		OTHER							
				COUNT	SQFT	COUNT	SQFT	COUNT	SQFT						
Lambert-St Louis		AF Guard	St. Louis	21	193,788	0	0	0	0	25	48	58.5	625	1	0
MCSPTACT Kansas City E Bales		MC Active	Belton	8	86,579	0	0	0	0	24	24	21.4	0	0	0
MCSPTACT Kansas City E Kensington		MC Active	Belton	5	116,650	0	0	0	0	13	13	30.6	0	0	0
MCSPTACT Kansas City PPV Housing		MC Active	Belton	0	0	0	0	239	676,326	39	85	121.3	0	0	0
MCSPTACT Kansas City SE 155th St		MC Active	Belton	1	23,524	0	0	0	0	12	12	40.6	0	0	0
MTA Camp Crowder Neosho		Army Guard	Neosho	66	208,282	0	0	0	0	4,362	4,362	79.5	69	20	26
NG MTA Camp Clark Nevada		Army Guard	Nevada	170	240,411	0	0	0	0	615	1,282	95.6	2	20	14
NGA Arnold Site		AF Active	Arnold	3	231,579	0	0	0	0	34	36	57.7	0	0	0
NOSC Kansas City		Navy Reserve	Kansas City	2	49,992	0	0	0	0	0	10	11.1	444	0	0
Rosecrans MAP (139AG)		AF Guard	St. Joseph	44	366,229	0	0	0	0	54	475	124.3	1,068	11	0
Springfield AFRC/AMSA #54		Army Reserve	Springfield	4	81,899	0	0	0	0	18	18	19.5	283	8	0
St Charles USARC		Army Reserve	St. Charles	19	132,927	0	0	0	0	1,656	1,656	38.8	0	0	0
St Louis #3/Sverdrup USARC		Army Reserve	St. Louis	3	107,973	0	0	0	0	21	21	28.5	552	48	0
St Louis #4/Ord Plant		Army Reserve	St. Louis	4	19,357	0	0	0	0	17	17	13.1	0	0	0
St Louis AFS		AF Active	St. Louis	13	737,465	0	0	0	0	25	25	152.5	23	0	0
Whiteman AFB		AF Active	Knob Noster	928	5,049,074	0	0	1	1,964	3,872	5,420	2,051.2	4,955	455	0
* OTHER SITE(S) : 36				75	676,142	10	170,842	5	452,720	93	241	407.0	7,547	458	0
Missouri Total:				3,060	21,766,621	43	658,892	1,283	4,406,275	68,266	81,635	9,016.5	43,426	4,767	5,581
Montana															
Great Falls IAP		AF Guard	Great Falls	41	448,885	0	0	0	0	1	140	152.6	876	0	0
Malmstrom AF Missile Site Q0		AF Active	Shelby	4	12,442	0	0	0	0	15	137	10.7	0	0	0
Malmstrom AFB		AF Active	Malmstrom Afb	834	5,445,370	0	0	0	0	3,189	3,628	1,791.8	3,270	539	0
MTA Fort Wm Henry Harrison		Army Guard	Helena	111	716,815	0	0	1	1,080	4,371	6,387	209.1	1,112	235	126
NG Fort Missoula - FMS 02		Army Guard	Missoula	13	76,772	0	0	0	0	14	14	15.7	0	5	3
NG MTA Limestone Hills		Army Guard	Townsend	3	7,968	0	0	3	2,024	0	19,997	38.2	0	0	0
SGT Ernest Veuve Hall/AMSA #75	C	Army Reserve	Missoula	5	65,353	0	0	0	0	16	16	17.9	0	0	4
* OTHER SITE(S) : 245				276	380,307	4	17,436	0	0	746	26,705	1,613.5	411	20	0
Montana Total:				1,287	7,153,912	4	17,436	4	3,104	8,352	57,023	3,849.4	5,669	799	133
Nebraska															
Camp Ashland		Army Guard	Ashland	53	198,231	0	0	0	0	980	980	62.7	802	10	14

* US Locations that do not meet criteria of at least ten (10) Acres AND at least \$10M PRV. US Territories and Non-US Locations that do not meet criteria of at least ten (10) Acres OR at least \$10M PRV.

DEPARTMENT OF DEFENSE
Base Structure Report - As of 30 Sept 2010

SITE	BRAC 2005	COMPONENT	NAME NEAREST CITY	BUILDINGS						ACRES OWNED	TOTAL ACRES	PRV (\$M)	MIL	CIV	OTHER
				OWNED		LEASED		OTHER							
				COUNT	SQFT	COUNT	SQFT	COUNT	SQFT						
Cornhusker AAP		Army Active	Grand Island	15	16,282	1	2,839	0	0	297	297	60.0	0	0	0
Lincoln MAP		AF Guard	Lincoln	19	332,128	0	0	0	0	97	114	111.8	896	0	0
Lincoln USARC #2		Army Reserve	Lincoln	3	55,732	0	0	0	0	10	10	12.4	298	4	0
NG Greenlief TS/UTES 01		Army Guard	Hastings	132	357,906	0	0	0	0	3,239	3,239	128.4	260	17	25
NG Lincoln AASF/Readiness Center		Army Guard	Lincoln	9	203,128	0	0	0	0	65	65	69.6	728	65	71
NG Mead TS/FMS 06/UTES 02		Army Guard	Mead	13	89,339	0	0	0	0	1,197	1,197	21.4	1	23	0
Offutt AFB		AF Active	Offutt A.F.B.	198	5,798,733	0	0	0	0	1,908	1,923	1,766.2	5,672	2,113	0
Offutt Communications Annex #2 Globecom		AF Active	Elkhorn	9	136,501	0	0	0	0	372	372	39.1	0	0	0
Offutt FH Annex		AF Active	Offutt A.F.B.	33	417,121	0	0	0	0	790	793	201.5	0	0	0
* OTHER SITE(S) : 112				124	413,720	13	169,752	0	0	1,733	12,185	655.2	1,260	35	0
Nebraska Total:				608	8,018,821	14	172,591	0	0	10,689	21,176	3,128.2	9,917	2,267	110
Nevada															
Creech AFB		AF Active	Indian Springs	112	706,454	0	0	0	0	2,300	2,300	500.9	2,148	96	0
Hawthorne Army Depot		Army Active	Hawthorne	2,518	9,717,698	0	0	0	0	147,236	147,236	4,380.5	479	50	448
Hawthorne Nevada		Navy Active	Hawthorne	37	337,796	0	0	2	15,356	14	14	132.2	0	0	0
NAS Fallon		Navy Active	Fallon	293	2,133,633	0	0	158	261,945	6,458	10,417	1,349.4	1,040	144	0
NAS Fallon EW Range Fac		Navy Active	Fallon	6	33,486	0	0	0	0	0	1,802	51.3	0	0	0
NAS Fallon Target B-16		Navy Active	Fallon	1	480	0	0	0	0	6	27,258	21.1	0	0	0
NAS Fallon Target B-17		Navy Active	Fallon	2	4,480	0	0	0	0	0	52,939	29.7	0	0	0
NAS Fallon Target B-19		Navy Active	Fallon	1	480	0	0	0	0	0	29,276	22.1	0	0	0
NAS Fallon Target B-20		Navy Active	Fallon	4	1,754	0	0	0	0	19,429	41,116	22.9	0	0	0
Nellis AFB		AF Active	Las Vegas	614	5,989,202	1	20	0	0	5,215	14,161	3,071.3	7,618	1,125	0
Nellis AFB		Army Reserve	Las Vegas	3	82,549	0	0	0	0	0	22	56.2	493	476	0
Nellis Air Force Range		AF Active	Indian Springs	77	131,982	0	0	0	0	2,955,578	3,092,317	296.9	0	0	0
Nellis Water System Annex		AF Active	North Las Vegas	2	19,347	0	0	0	0	104	107	15.6	0	0	0
Reno Tahoe IAP		AF Guard	Reno	37	423,481	0	0	0	0	0	60	183.3	987	0	0
Tonopah AFS Z164		AF Active	Tonopah	16	38,394	0	0	0	0	47	47	15.2	0	0	0
Tonopah Auxiliary Airfield Annex		AF Active	Tonopah	146	1,649,888	0	0	0	0	2,157	2,157	951.1	0	0	0
Tonopah Auxiliary Airfield Annex #2		AF Active	Tonopah	94	790,195	0	0	0	0	109	109	265.0	0	0	0
* OTHER SITE(S) : 35				32	170,003	5	3,378	2	10,504	22,378	108,666	74.6	1,312	9	1

* US Locations that do not meet criteria of at least ten (10) Acres AND at least \$10M PRV. US Territories and Non-US Locations that do not meet criteria of at least ten (10) Acres OR at least \$10M PRV.

DEPARTMENT OF DEFENSE
Base Structure Report - As of 30 Sept 2010

SITE	BRAC 2005	COMPONENT	NAME NEAREST CITY	BUILDINGS						ACRES OWNED	TOTAL ACRES	PRV (\$M)	MIL	CIV	OTHER
				OWNED		LEASED		OTHER							
				COUNT	SQFT	COUNT	SQFT	COUNT	SQFT						
Nevada Total:				3,995	22,231,302	6	3,398	162	287,805	3,161,031	3,530,005	11,439.4	14,077	1,900	449
<u>New Hampshire</u>															
AFRC Londonderry		Army Reserve	Londonderry	3	135,079	0	0	0	0	49	49	37.0	1,092	44	3
New Boston AS		AF Active	New Boston	24	132,111	0	0	0	0	2,826	2,873	76.8	8	42	0
Newington Defense Fuel Support Point		AF Active	Newington	4	9,462	0	0	0	0	10	15	54.4	0	0	0
Pease ANGB		AF Guard	Portsmouth	50	532,724	0	0	2	834	219	219	241.1	0	1	0
Somersworth USARC		Army Reserve	Somersworth	3	56,045	0	0	0	0	15	15	15.8	222	3	0
* OTHER SITE(S) : 4				10	71,833	0	0	0	0	12	12	19.2	392	3	0
New Hampshire Total:				94	937,254	0	0	2	834	3,131	3,183	444.2	1,714	93	3
<u>New Jersey</u>															
Air Mobility Warfare Center		AF Active	Fort Dix	10	270,925	0	0	0	0	32	32	83.4	0	0	0
Atlantic City IAP		AF Guard	Egg Harbor Township	36	375,180	0	0	2	16,080	0	296	160.2	1,140	0	0
Caven Point USARC		Army Reserve	Jersey City	4	55,506	0	0	0	0	27	27	21.1	420	5	0
Fort Dix	R	AF Active	Fort Dix	640	5,306,092	0	0	0	0	30,636	30,636	2,438.2	795	85	0
Fort Monmouth Evans	C	Army Active	Belmar	61	260,016	0	0	0	0	70	70	79.9	0	0	0
Fort Monmouth Main Post	C	Army Active	Red Bank	428	5,053,693	0	0	1	5,100	1,126	1,126	1,648.1	483	3,541	2,383
McGuire AFB		AF Active	Fort Dix	263	5,052,050	0	0	1	4,800	3,603	3,660	2,394.3	7,327	1,457	0
McGuire Air Defense Missile Site		AF Active	New Egypt	19	130,350	0	0	2	5,310	219	219	649.8	0	0	0
NAWCADLKE Non-NIF Lakehurst		AF Active	Lakehurst	190	2,699,762	0	0	1	4,733	7,408	7,408	1,243.2	0	176	0
NG NAS Lakehurst TS		Army Guard	Lakehurst	3	127,726	0	0	0	0	190	190	42.1	231	1	0
NWS Earle NJ	R	Navy Active	Colts Neck	346	1,626,430	0	0	137	702,469	11,146	11,146	1,032.1	236	82	0
Pedricktown Support Facility		Army Reserve	Pedricktown	18	101,293	0	0	0	0	39	39	28.1	0	0	0
Picatinny Arsenal	R	Army Active	Dover	644	3,441,696	0	0	16	65,750	6,493	6,493	1,410.6	223	3,582	1,446
SGT J.W. Joyce Kilmer USARC	C	Army Reserve	Edison	3	97,395	0	0	0	0	24	24	27.0	0	0	0
Warren Grove Range		AF Guard	Warren Grove	7	11,430	0	0	0	0	9,416	9,416	11.3	0	0	0
Waterfront Earle	R	Navy Active	Colts Neck	34	294,265	0	0	1	4,000	705	705	423.1	0	0	0
* OTHER SITE(S) : 22				19	343,487	0	0	1	3,600	142	407	121.1	1,816	16	0
New Jersey Total:				2,725	25,247,296	0	0	162	811,842	71,274	71,892	11,813.5	12,671	8,945	3,829
<u>New Mexico</u>															
Boles Wells Water System Annex		AF Active	Holloman Afb	2	6,000	0	0	0	0	2,694	7,411	26.8	0	0	0
Cannon AFB		AF Active	Cannon Afb	427	2,993,348	0	0	0	0	3,460	4,213	1,267.2	3,515	475	0

* US Locations that do not meet criteria of at least ten (10) Acres AND at least \$10M PRV. US Territories and Non-US Locations that do not meet criteria of at least ten (10) Acres OR at least \$10M PRV.

DEPARTMENT OF DEFENSE
Base Structure Report - As of 30 Sept 2010

SITE	BRAC 2005	COMPONENT	NAME NEAREST CITY	BUILDINGS						ACRES OWNED	TOTAL ACRES	PRV (\$M)	MIL	CIV	OTHER
				OWNED		LEASED		OTHER							
				COUNT	SQFT	COUNT	SQFT	COUNT	SQFT						
Cannon AFB Site #2		AF Active	Cannon Afb	328	1,021,163	0	0	0	0	309	309	223.7	0	0	0
Cannon Meadows Housing Area		AF Active	Portales	0	0	151	249,897	0	0	0	39	47.1	0	0	0
Cannon Place Housing Area		AF Active	Clovis	0	0	202	336,765	0	0	0	40	63.0	0	0	0
Fort Bliss AAA Ranges		Army Active	Orogrande	407	1,206,993	0	0	11	3,981	977,394	995,404	851.6	81	43	1
Fort Wingate Depot Activity		Army Active	Fort Wingate	827	1,922,016	0	0	0	0	16,691	16,691	697.3	0	14	4
Holloman AFB		AF Active	Holloman Afb	479	5,364,432	0	0	20	578,828	10,601	53,602	2,513.3	3,880	876	0
Jenkins AFRC	C	Army Reserve	Albuquerque	9	108,771	0	0	0	0	0	12	26.9	0	0	0
Kirtland AFB		AF Active	Kirtland Afb	723	7,445,473	0	0	0	0	25,540	44,073	2,941.1	4,181	2,166	0
Melrose Air Force Range		AF Active	Floyd	12	17,479	0	0	0	0	51,810	79,973	61.7	0	0	0
White Sands Missile Range	R	Army Active	Las Cruces	1,046	4,564,959	0	0	473	823,141	2,293,431	2,293,431	2,777.6	1,094	2,327	2,383
White Sands NM		Navy Active	White Sands Msl Rge	43	214,455	0	0	0	0	84	84	66.9	0	0	0
* OTHER SITE(S) : 36				74	336,547	1	20	11	5,869	114,931	118,530	112.6	414	14	0
New Mexico Total:				4,377	25,201,636	354	586,682	515	1,411,819	3,496,944	3,613,811	11,676.9	13,165	5,915	2,388

New York

4th MARDIV Brooklyn NY		MC Reserve	New York City	4	127,989	0	0	0	0	72	72	55.7	29	0	0
Air Force Plant #59		AF Active	Johnson City	4	637,238	0	0	0	0	29	32	176.3	0	0	0
Amityville AFRC	C	Army Reserve	Amityville	7	63,708	0	0	0	0	15	15	18.4	248	0	0
CW2 Kerry P. Hein USARC		Army Reserve	Shoreham	6	46,261	0	0	0	0	23	23	15.6	487	4	0
Ernie Pyle USARC/AMSA #12	R	Army Reserve	New York City	10	296,552	0	0	0	0	36	36	98.3	1,976	79	9
Floyd Wet Site		Army Reserve	Franklin Springs	5	10,666	0	0	0	0	51	51	10.9	0	0	0
Fort Drum	R	Army Active	Evans Mills	1,175	10,422,466	116	503,958	1,323	6,221,070	107,598	107,605	5,528.0	19,050	2,578	2,616
Fort Hamilton	R	Army Active	New York City	40	700,117	0	0	28	454,259	221	221	446.1	919	599	316
Francis S. Gabreski Airport		AF Guard	Westhampton Beach	32	336,035	0	0	0	0	0	89	147.5	1,039	0	0
Hancock Field		AF Guard	North Syracuse	46	495,096	0	0	1	26,000	342	342	217.4	1,077	0	0
Housing Ballston Spa		Navy Active	Saratoga Spgs	1	2,370	0	0	60	156,565	30	30	28.2	0	0	0
MAJ D W Hollender USARC		Army Reserve	Webster	3	65,495	0	0	0	0	12	12	16.6	318	8	0
MCRC Syracuse		MC Reserve	Syracuse	9	36,621	0	0	0	0	264	264	16.3	0	0	0
Naval Support Unit Saratoga Springs		Navy Active	Saratoga Spgs	8	54,457	1	1,000	23	150,041	39	60	47.7	1	0	0
NAVSUBASE New London Mitchel Field		Navy Active	Hempstead	4	70,229	0	0	93	365,213	44	44	90.4	0	0	0
NAVSUBASE New London Mitchel Manor 1		Navy Active	Hempstead	0	0	0	0	15	221,845	29	29	42.2	0	0	0
NAVSUBASE New London Mitchel Manor 2		Navy Active	East Meadow	0	0	0	0	9	143,094	36	36	32.9	0	0	0

* US Locations that do not meet criteria of at least ten (10) Acres AND at least \$10M PRV. US Territories and Non-US Locations that do not meet criteria of at least ten (10) Acres OR at least \$10M PRV.

DEPARTMENT OF DEFENSE
Base Structure Report - As of 30 Sept 2010

SITE	BRAC 2005	COMPONENT	NAME NEAREST CITY	BUILDINGS						ACRES OWNED	TOTAL ACRES	PRV (\$M)	MIL	CIV	OTHER
				OWNED		LEASED		OTHER							
				COUNT	SQFT	COUNT	SQFT	COUNT	SQFT						
Neads Unit, Rome		AF Guard	Rome	4	60,228	0	0	0	0	39	39	22.7	0	0	0
Newport Test Annex #2 Transmitter		AF Active	Utica	4	14,247	0	0	0	0	35	41	10.9	0	0	0
NG Rochester CSMS C		Army Guard	Rochester	7	75,405	0	0	0	0	10	10	19.9	0	0	0
NG Youngstown TS		Army Guard	Ransomville	44	66,288	0	0	0	0	860	860	28.7	0	0	0
Niagara Falls		AF Reserve	Niagara Falls	86	1,040,625	0	0	0	0	545	982	428.2	2,029	181	0
Niagara Falls AFRC	C	Army Reserve	Niagara Falls	13	179,623	0	0	0	0	22	22	38.1	41	19	0
NOSC Rochester NY		Navy Reserve	Rochester	1	52,658	0	0	0	0	10	10	13.8	137	0	0
NUWC Fishers Island		Navy Active	Fishers Island	9	47,754	0	0	0	0	71	76	21.2	0	0	0
NWIRP Bethpage		Navy Active	Bethpage	46	1,275,274	0	0	0	0	104	104	214.6	0	0	0
Orangeburg USARC		Army Reserve	Orangeburg	7	46,334	0	0	0	0	306	306	15.0	344	3	0
Plattsburg AFB		AF Active	Plattsburgh	1,391	5,085,567	0	0	0	0	4,686	4,686	1,743.9	0	2	0
Rome Laboratory		AF Active	Utica	12	1,390,053	0	0	0	0	108	112	396.0	84	701	0
Schenectady MAP (ANG)		AF Guard	Schenectady	39	397,716	0	0	0	0	0	124	144.3	1,195	0	0
Seneca Army Depot Activity		Army Active	Unknown	15	49,635	0	0	0	0	1,381	1,381	53.9	0	0	0
SGT Horace D Bradt USARC		Army Reserve	Schenectady	5	54,334	0	0	0	0	12	12	14.1	398	14	1
SSG Frederick J. III Jr. USARC		Army Reserve	Bullville	6	41,749	0	0	0	0	153	153	13.4	168	0	0
Staten Island USARC		Army Reserve	New York City	5	122,732	0	0	0	0	14	14	41.3	596	22	0
Stewart Annex		Army Active	Holtsville	4	68,493	0	0	0	0	10	10	27.9	9	1	22
Stewart IAP		AF Guard	New Windsor	32	789,332	1	1,038	1	28,799	0	268	470.2	1,409	0	0
Stewart Newburgh USARC	C	Army Reserve	New Windsor	11	183,978	0	0	0	0	40	40	67.3	482	25	2
Verona Defense Fuel Support Point		AF Active	Verona	5	4,806	0	0	0	0	35	35	29.3	0	0	0
Verona Test Annex		AF Active	Vernon	19	62,139	0	0	0	0	494	495	24.2	0	0	0
Watervliet Arsenal	R	Army Active	Troy	65	2,110,955	0	0	0	0	143	143	496.3	323	990	305
West Point Mil Reservation	R	Army Active	West Point	537	7,603,817	1	19,054	2	37,600	16,068	16,068	3,246.4	6,606	2,523	1,971
* OTHER SITE(S) : 126				116	1,638,120	88	137,987	220	351,147	1,181	1,334	548.9	10,183	243	5
New York Total:				3,837	35,827,162	207	663,037	1,775	8,155,633	135,169	136,287	15,119.0	49,148	7,992	5,247

North Carolina

801 Housing/Heritage Village		Army Active	Raeford	0	0	252	658,104	0	0	0	70	117.8	0	0	0
ALF Bogue		MC Active	Bogue	19	44,011	0	0	0	0	837	837	33.1	0	0	0
Camp Mackall		Army Active	Hoffman	72	258,875	0	0	0	0	7,917	63,197	146.7	1,051	132	176
Charlotte USARC		Army Reserve	Charlotte	8	87,251	0	0	0	0	14	14	19.0	648	82	0
Charlotte/Douglas IAP		AF Guard	Charlotte	30	377,300	0	0	0	0	0	103	148.2	1,102	0	0

* US Locations that do not meet criteria of at least ten (10) Acres AND at least \$10M PRV. US Territories and Non-US Locations that do not meet criteria of at least ten (10) Acres OR at least \$10M PRV.

DEPARTMENT OF DEFENSE
Base Structure Report - As of 30 Sept 2010

SITE	BRAC 2005	COMPONENT	NAME NEAREST CITY	BUILDINGS						ACRES OWNED	TOTAL ACRES	PRV (\$M)	MIL	CIV	OTHER
				OWNED		LEASED		OTHER							
				COUNT	SQFT	COUNT	SQFT	COUNT	SQFT						
Dare County Range		AF Active	Stumpy Point	13	35,510	0	0	0	0	46,595	46,604	23.6	0	0	0
Fort Bragg	R	Army Active	Fort Bragg	2,049	25,421,596	0	0	3,913	12,606,067	152,915	152,915	10,942.4	52,789	8,320	8,177
Fort Fisher Recreation Site		AF Active	Kure Beach	55	128,188	0	0	0	0	40	40	30.2	0	0	0
Greater Sandy Run Area (GSRA) Site		MC Active	Camp Lejeune	26	47,154	0	0	0	0	40,563	41,000	167.5	0	0	0
Greenville USARC		Army Reserve	Greenville	4	94,474	0	0	0	0	15	15	20.9	0	0	0
Harvey Point NC		Navy Active	Hertford	21	40,593	0	0	0	0	1,669	1,784	37.3	0	0	0
MCAS Cherry Point		MC Active	Cherry Point	491	7,658,435	5	52,518	1,091	2,539,868	13,103	13,122	3,618.2	16,467	5,708	816
MCB Camp Lejeune		MC Active	Camp Lejeune	1,230	14,762,517	61	105,748	1,602	2,729,360	83,958	87,882	5,935.5	41,642	5,284	0
MCB Camp Lejeune Oak Grove		MC Active	Pollocksville	2	5,250	0	0	0	0	976	976	26.6	0	0	0
MCB Camp Lejeune West Site		MC Active	Camp Lejeune	632	5,000,115	17	39,150	399	510,729	2,771	3,726	2,026.3	20	0	0
Military Ocean Tml Sunny Point		Army Active	Southport	84	255,662	0	0	0	0	16,318	16,318	667.4	135	319	203
Morehead City USARC/AMSA #128		Army Reserve	Morehead City	4	38,594	0	0	0	0	24	24	11.2	64	14	0
MTA Camp Butner		Army Guard	Stem	0	0	0	0	92	69,390	0	4,800	21.2	95	0	5
NG Asheville Armory/FMS 01		Army Guard	Asheville	0	0	0	0	2	41,490	0	15	10.5	162	7	0
NG Foothills Readiness Ctr/FMS 2		Army Guard	Lenoir	0	0	0	0	3	68,545	0	25	33.8	209	12	0
NOSC Greensboro NC		Navy Reserve	Greensboro	4	70,082	0	0	0	0	10	10	15.5	206	0	0
OLF Atlantic		MC Active	Bogue	8	18,681	0	0	0	0	3,928	3,928	60.2	0	0	0
Point Of Marsh Target		MC Active	Atlantic	7	20,058	0	0	0	0	12,460	12,460	15.3	0	0	0
Pope AFB Munitions Storage Area	R	AF Active	Spring Lake	14	51,396	0	0	0	0	0	173	13.3	0	0	0
Pope AFB Site # 1	R	AF Active	Spring Lake	216	2,533,587	0	0	1	3,600	213	1,774	993.4	3,997	393	0
Seymour Johnson AFB		AF Active	Seymour Johnson Afb	1,038	4,903,371	0	0	0	0	3,232	4,118	1,395.5	5,539	441	0
Stanly County Airport		AF Guard	New London	34	139,176	0	0	0	0	0	114	76.5	367	5	0
* OTHER SITE(S) : 77				308	2,377,926	9	62,161	1,005	4,324,967	1,980	1,249,677	1,558.6	9,817	264	38
North Carolina Total:				6,369	64,369,802	344	917,681	8,108	22,894,016	389,536	1,705,720	28,165.8	134,310	20,981	9,415
North Dakota															
Cavalier AS		AF Active	Mountain	31	410,639	0	0	0	0	278	295	151.1	22	6	0
Defense Fuel Support Point		AF Active	Grand Forks	4	2,853	0	0	0	0	11	28	62.6	0	0	0
Grand Forks AFB	R	AF Active	Grand Forks Afb	808	5,737,147	0	0	0	0	4,830	5,420	1,742.1	1,578	359	0
Hector IAP		AF Guard	Fargo	34	405,830	0	0	0	0	0	250	148.5	915	0	0
Lewis and Clark USARC		Army Reserve	Bismarck	7	47,471	0	0	0	0	10	10	11.3	124	14	0
Mickelsen Stanley R SFG MSR		Army Reserve	Nekoma	12	276,862	0	0	0	0	631	631	99.6	0	0	0
Mickelsen Stanley R SFG RSL 1		Army Reserve	Hampden	1	13,008	0	0	0	0	315	315	10.6	0	0	0

* US Locations that do not meet criteria of at least ten (10) Acres AND at least \$10M PRV. US Territories and Non-US Locations that do not meet criteria of at least ten (10) Acres OR at least \$10M PRV.

DEPARTMENT OF DEFENSE
Base Structure Report - As of 30 Sept 2010

SITE	BRAC 2005	COMPONENT	NAME NEAREST CITY	BUILDINGS						ACRES OWNED	TOTAL ACRES	PRV (\$M)	MIL	CIV	OTHER
				OWNED		LEASED		OTHER							
				COUNT	SQFT	COUNT	SQFT	COUNT	SQFT						
Mickelsen Stanley R SFG RSL 2		Army Reserve	Langdon	1	12,865	0	0	0	0	312	312	10.5	0	0	0
Mickelsen Stanley R SFG RSL 3		Army Reserve	Mountain	1	12,832	0	0	0	0	333	333	12.3	0	0	0
Mickelsen Stanley R SFG RSL 4		Army Reserve	Fairdale	1	13,150	0	0	0	0	318	318	11.4	0	0	0
Minot AFB		AF Active	Minot Afb	1,207	7,828,340	0	0	0	0	4,965	5,616	2,427.5	5,569	631	0
NG Grand Forks Armory		Army Guard	Grand Forks	1	82,365	0	0	0	0	11	11	19.9	366	1	6
NG Minot AFRC		Army Guard	Minot	2	129,697	0	0	0	0	20	20	34.5	194	41	4
* OTHER SITE(S) : 187				375	289,983	2	8,743	1	11,300	2,604	20,812	1,099.7	263	4	0
North Dakota Total:				2,485	15,263,042	2	8,743	1	11,300	14,639	34,371	5,841.5	9,031	1,056	10
<u>Northern Mariana Islands</u>															
Farrallon De Medinilla		Navy Active	Saipan, Mariana Isl	0	0	0	0	0	0	0	206	0.0	0	0	0
NAVBASE Guam Saipan		Navy Active	Saipan, Mariana Isl	0	0	0	0	0	0	0	177	0.0	0	0	0
NAVBASE Guam Tinian		Navy Active	Tinian, Mariana Isl	0	0	0	0	0	0	0	15,346	0.0	0	0	0
* OTHER SITE(S) : 1				6	16,296	0	0	0	0	0	5	6.0	112	7	0
Northern Mariana Islands Total:				6	16,296	0	0	0	0	0	15,734	6.0	112	7	0
<u>Ohio</u>															
(Cooney USARC/AMSA #165 S-S)		Army Reserve	Milan	3	19,700	0	0	0	0	10	10	12.0	259	1	0
83rd Div Memorial USARC/AMSA		Army Reserve	Columbus	3	156,017	0	0	0	0	20	20	32.3	675	109	10
Blue Ash ANGS		AF Guard	Blue Ash	14	51,777	0	0	0	0	0	12	14.7	168	0	0
Bratenahl		Navy Active	Cleveland	9	76,942	0	0	0	0	27	30	21.4	0	0	0
Camp Perry (ANG)		AF Guard	Port Clinton	15	89,722	1	12,545	0	0	0	59	20.7	209	0	0
Defense Supply Center Columbus		Army Active	Columbus	44	4,443,381	0	0	0	0	489	489	920.0	11	7	36
Fort Hayes Memorial USARC	C	Army Reserve	Columbus	3	49,281	0	0	0	0	11	11	13.3	23	0	0
Kings Mills Memorial USARC		Army Reserve	Maineville	7	97,696	0	0	0	0	19	19	18.8	137	3	0
Mansfield Lahm MAP		AF Guard	Mansfield	29	289,393	0	0	0	0	0	290	97.2	884	0	0
MCRC Brook Park		MC Reserve	Brook Park	5	63,486	0	0	0	0	10	10	14.0	0	0	0
NG Camp Sherman TS		Army Guard	Chillicothe	11	55,244	0	0	1	191	463	463	13.9	167	2	1
NG Defense Supply Center Columbus ARNG Support Center		Army Guard	Columbus	1	55,022	0	0	0	0	40	40	13.2	0	99	0
NG McConnelsville TS		Army Guard	McConnelsville	13	187,448	0	0	0	0	444	444	39.2	397	12	4
NG Rickenbacker (MTA)	R	Army Guard	Columbus	28	338,165	0	0	0	0	124	124	116.4	893	15	67
NOSC Columbus		Navy Reserve	Columbus	8	136,502	0	0	0	0	23	23	28.9	636	0	0
NOSC Toledo Oh		Navy Reserve	Toledo	3	52,591	0	0	0	0	13	13	13.4	147	0	0

* US Locations that do not meet criteria of at least ten (10) Acres AND at least \$10M PRV. US Territories and Non-US Locations that do not meet criteria of at least ten (10) Acres OR at least \$10M PRV.

DEPARTMENT OF DEFENSE
Base Structure Report - As of 30 Sept 2010

SITE	BRAC 2005	COMPONENT	NAME NEAREST CITY	BUILDINGS						ACRES OWNED	TOTAL ACRES	PRV (\$M)	MIL	CIV	OTHER
				OWNED		LEASED		OTHER							
				COUNT	SQFT	COUNT	SQFT	COUNT	SQFT						
PFC Devin J. Grella USARC/AMSA 3		Army Reserve	North Canton	3	66,263	0	0	0	0	10	10	16.5	316	14	0
Ravenna AAP		Army Active	Ravenna	28	184,374	0	0	0	0	1,280	1,280	69.5	0	0	17
Ravenna Training and Log Site		Army Guard	Newton Falls	889	3,326,720	0	0	16	110,086	20,140	20,140	947.6	426	18	16
Rickenbacker IAP (ANG)		AF Guard	Lockbourne	20	450,405	0	0	0	0	1,036	1,036	256.6	1,215	1	0
Rickenbacker USARC		Army Reserve	Columbus	1	114,072	0	0	0	0	24	28	24.3	319	6	0
Springfield Beckley MAP		AF Guard	Springfield	35	390,602	0	0	0	0	0	157	129.7	1,008	9	0
Taylor Station Road USARC		Army Reserve	Blacklick	3	79,980	0	0	0	0	10	10	15.6	484	9	0
Toledo Area USAR		Army Reserve	Monclova	2	71,671	0	0	0	0	0	52	17.0	221	27	0
Toledo/Exp Airport		AF Guard	Swanton	35	332,427	0	0	0	0	0	135	110.8	1,043	0	0
Twinsburg USARC/AMSA #123		Army Reserve	Twinsburg	2	113,167	0	0	0	0	24	24	27.3	689	35	0
US Army Joint Sys Mfg Ctr Lima	R	Army Active	Lima	37	1,619,862	0	0	0	0	370	370	317.5	5	44	800
Wright-Patterson AFB		AF Active	Wright-Patterson Afb	576	15,850,542	0	0	3	175,837	3,157	8,189	5,491.8	6,796	10,945	0
Youngstown Joint ARS		AF Reserve	Vienna	66	674,076	0	0	0	0	230	659	226.0	1,377	180	0
* OTHER SITE(S) : 40				86	715,041	0	0	1	22,000	386	820	174.9	4,736	70	3
Ohio Total:				1,979	30,151,568	1	12,545	21	308,114	28,359	34,966	9,214.6	23,241	11,606	954
Oklahoma															
Altus AFB		AF Active	Altus	159	2,691,865	0	0	0	0	2,634	7,054	1,308.8	1,373	1,201	0
Camp Gruber		Army Guard	Braggs	179	446,752	0	0	3	1,843	33,027	33,027	227.1	408	26	58
Fort Sill	R	Army Active	Fort Sill	1,677	13,598,189	0	0	54	193,457	93,829	93,831	4,273.9	21,571	3,116	5,329
Kegelman Air Force Auxiliary Field		AF Active	Cherokee	7	11,093	0	0	0	0	1,066	1,284	38.4	0	0	0
McAlester AAP	R	Army Active	McAlester	2,167	9,684,303	0	0	0	0	44,962	44,964	2,757.0	221	2,038	531
NG Regional Trng Inst		Army Guard	Oklahoma City	9	233,398	0	0	0	0	33	33	54.0	304	3	7
NOSC Tulsa OK		Navy Reserve	Broken Arrow	2	63,644	0	0	0	0	11	11	14.0	293	0	0
Tinker Aerospace Complex		AF Active	Oklahoma City	0	0	11	4,022,538	0	0	0	407	82.5	0	0	0
Tinker AFB		AF Active	Oklahoma City	421	14,429,006	0	0	0	0	3,945	4,922	4,257.9	6,838	12,918	0
Tinker Support Annex		AF Active	Oklahoma City	25	165,993	0	0	0	0	89	133	50.1	0	0	0
Tulsa IAP		AF Guard	Tulsa	42	372,368	0	0	0	0	0	80	114.8	1,137	0	0
Twaddle AFRC	C	Army Reserve	Oklahoma City	9	151,031	0	0	0	0	26	26	34.4	570	27	3
Vance AFB		AF Active	Enid	124	1,399,476	0	0	0	0	2,121	3,738	605.8	744	263	0
Will Rogers World Airport	R	AF Guard	Oklahoma City	31	374,313	0	0	1	128	0	133	109.0	917	55	0
* OTHER SITE(S) : 37				58	384,167	12	59,930	7	44,155	1,005	1,086	119.5	1,592	47	0
Oklahoma Total:				4,910	44,005,598	23	4,082,468	65	239,583	182,748	190,728	14,047.2	35,968	19,694	5,928

* US Locations that do not meet criteria of at least ten (10) Acres AND at least \$10M PRV. US Territories and Non-US Locations that do not meet criteria of at least ten (10) Acres OR at least \$10M PRV.

DEPARTMENT OF DEFENSE
Base Structure Report - As of 30 Sept 2010

SITE	BRAC 2005	COMPONENT	NAME NEAREST CITY	BUILDINGS						ACRES OWNED	TOTAL ACRES	PRV (\$M)	MIL	CIV	OTHER
				OWNED		LEASED		OTHER							
				COUNT	SQFT	COUNT	SQFT	COUNT	SQFT						
Oregon															
Klamath Falls Airport-Kingsley Field (ANG)		AF Guard	Klamath Falls	33	253,936	0	0	0	0	55	1,022	117.1	895	8	0
Naval Weapons Systems Training Facility Boardman		Navy Active	Boardman	3	8,248	0	0	0	0	25,546	62,866	24.5	0	0	0
NG Bend Cotef		Army Guard	Bend	5	83,492	0	0	0	0	160	160	23.1	0	0	52
NG Redmond Coutes		Army Guard	Redmond	0	0	0	0	12	27,047	0	44,027	13.3	33	26	8
NOSC Portland		Navy Reserve	Portland	5	68,227	0	0	1	747	14	14	22.6	460	0	0
Portland IAP		AF Guard	Portland	65	745,338	0	0	0	0	0	246	270.5	1,206	17	0
Umatilla Chem Depot	C	Army Active	Hermiston	1,212	3,594,294	0	0	0	0	19,729	19,729	1,430.7	8	430	820
* OTHER SITE(S) : 28				89	515,096	1	6	4	41,398	7,439	10,014	161.6	1,633	16	10
Oregon Total:				1,412	5,268,631	1	6	17	69,192	52,942	138,078	2,063.4	4,235	497	890
Pennsylvania															
Bristol Veterans Mem USARC		Army Reserve	Bristol	3	41,749	0	0	0	0	16	16	12.5	318	7	0
Carlisle Barracks		Army Active	Carlisle	93	1,091,754	0	0	35	196,703	454	454	400.9	747	746	686
Chap L J Sabalis Mem USARC		Army Reserve	Wilkes Barre	3	50,993	0	0	0	0	20	20	12.2	411	6	0
Charles E Kelly Support Facility	C	Army Active	Oakdale	46	244,827	0	0	0	0	125	125	57.8	2	46	0
CSO Philadelphia PA NH		Navy Active	Philadelphia	49	696,879	0	0	0	0	48	48	297.3	0	195	0
CSO Warminster NAWC-AD		Navy Active	Warminster	61	1,410,042	0	0	0	0	540	540	480.3	0	0	0
Defense Distrib Depot Susq	R	Army Active	New Cumberland	113	6,579,081	0	0	0	0	848	848	1,217.9	248	185	152
ECS / AMSA #103 (G)		Army Reserve	Conneaut Lake	2	56,181	0	0	0	0	11	11	17.2	0	45	0
Edgemont USARC / AMSA #31 (G)		Army Reserve	Edgemont	5	62,376	0	0	0	0	49	49	23.4	616	20	0
Erie County USARC		Army Reserve	Fairview	3	43,378	0	0	0	0	0	15	17.9	312	6	0
Finleyville NIKE-PI-43		Army Reserve	Uledi	13	44,752	0	0	0	0	128	128	13.8	0	0	0
Fort Indiantown Gap		Army Guard	Annville	736	3,714,691	0	0	6	27,437	17,222	17,222	1,148.8	9,352	924	1,193
Fort Indiantown Gap AGS		AF Guard	Annville	38	170,935	0	0	0	0	0	190	41.2	608	0	0
Greencastle USARC / AMSA #113		Army Reserve	Greencastle	5	39,360	0	0	0	0	31	31	11.2	0	12	0
Harrisburg IAP (ANG)		AF Guard	Middletown	35	310,689	1	15,077	0	0	0	42	99.3	1,048	3	0
Johnstown Aviation Support Fac		Army Reserve	Johnstown	9	223,997	0	0	0	0	0	126	88.8	75	0	0
Letterkenny Army Depot	R	Army Active	Chambersburg	1,347	5,459,820	11	422,614	1	3,740	18,660	18,668	1,633.9	98	2,175	1,480
NAS JRB Willow Grove	C	Navy Active	Willow Grove	119	1,126,320	0	0	0	0	964	964	478.6	3,778	2,346	0
Neville Island Mnt Support Facility		Army Active	Pittsburgh	17	54,014	0	0	0	0	15	15	10.3	0	0	0
NG Fort Mifflin		Army Guard	Philadelphia	10	60,685	0	0	0	0	27	27	13.3	0	9	0

* US Locations that do not meet criteria of at least ten (10) Acres AND at least \$10M PRV. US Territories and Non-US Locations that do not meet criteria of at least ten (10) Acres OR at least \$10M PRV.

DEPARTMENT OF DEFENSE
Base Structure Report - As of 30 Sept 2010

SITE	BRAC 2005	COMPONENT	NAME NEAREST CITY	BUILDINGS						ACRES OWNED	TOTAL ACRES	PRV (\$M)	MIL	CIV	OTHER
				OWNED		LEASED		OTHER							
				COUNT	SQFT	COUNT	SQFT	COUNT	SQFT						
North Penn USARC	C	Army Reserve	Norristown	7	54,817	0	0	0	0	19	19	15.9	142	4	0
NOSC Pittsburgh		Navy Reserve	Pittsburgh	3	65,335	0	0	0	0	12	12	14.6	315	0	0
NSA Mechanicsburg		Navy Active	Mechanicsburg	113	8,635,203	2	1,100	30	92,677	818	818	1,405.3	0	1,618	0
NSA Mechanicsburg Det Philadelphia Annex PNBC		Navy Active	Philadelphia	49	2,326,018	0	0	0	0	257	257	928.3	0	2,318	0
NSA Mechanicsburg Det Philadelphia PA		Navy Active	Philadelphia	27	2,247,199	0	0	0	0	133	133	628.6	0	0	0
Pittsburgh IAP (ANG)		AF Guard	Coraopolis	32	418,770	0	0	0	0	0	179	150.0	0	0	0
Pittsburgh IAP (ARS)		AF Reserve	Pittsburg	55	528,554	0	0	1	3,936	12	180	162.7	2,382	125	0
Scranton AAP		Army Active	Scranton	7	386,157	0	0	0	0	15	15	118.2	0	13	287
State College AGS		AF Guard	State College	5	44,221	0	0	0	0	0	23	13.9	142	0	0
T/SGT Vernon McGarity USARC	R	Army Reserve	Coraopolis	3	151,981	0	0	0	0	3	38	39.0	1,015	62	0
Tobyhanna Army Depot	R	Army Active	Tobyhanna	148	4,547,507	0	0	0	0	1,296	1,296	1,097.2	318	4,208	1,039
Willow Grove JRB		AF Guard	Horsham	53	634,523	0	0	0	0	162	170	236.5	1,000	0	0
* OTHER SITE(S) : 111				317	2,804,910	28	247,503	1	1,064	1,829	2,326	816.0	8,878	228	16
Pennsylvania Total:				3,526	44,327,718	42	686,294	74	325,557	43,714	45,004	11,702.5	31,805	15,301	4,853
<u>Puerto Rico</u>															
AMSA #161 (G)		Army Reserve	Fort Buchanan, Catano	2	45,614	0	0	0	0	7	7	15.7	0	0	15
Cabeza De Perro		Navy Active	Ceiba, Ceiba	0	0	0	0	0	0	29	29	0.0	0	0	0
Cpt E.Rubio Jr./Puerto Nuevo	R	Army Reserve	Puerto Nuevo	7	88,633	0	0	0	0	63	63	30.9	730	9	0
Fort Allen Puerto Rico		Navy Active	Juana Diaz	2	8,067	0	0	0	0	0	117	3.0	0	0	0
Fort Buchanan	R	Army Reserve	Fort Buchanan, Catano	327	1,874,306	0	0	5	24,162	746	746	1,117.1	2,760	1,180	786
Isabela N00207-AB		AF Active	Isabela	7	36,364	0	0	0	0	413	413	21.6	0	0	0
Lajas Radar Site (TARS #16)		AF Active	Lajas	7	10,064	0	0	0	0	0	23	9.9	0	0	0
Low Frequency Transmitter Site Aguada		Navy Active	Aguada	2	12,978	0	0	0	0	388	388	9.8	0	0	0
LTC H.G. Pesquera/Fort Allen		Army Reserve	Fort Buchanan, Catano	5	109,871	0	0	0	0	40	40	35.2	370	8	4
Luis Munoz Marin IAP		AF Guard	Carolina	38	350,367	0	0	0	0	0	95	151.4	885	0	0
MTA Camp Santiago Rq 577		Army Guard	Salinas, Salinas	363	849,261	0	0	0	0	11,930	11,930	284.2	717	1	170
Naval Activity Puerto Rico		Navy Active	Roosevelt, San Juan	1,237	4,937,104	0	0	1	52,255	8,231	8,231	2,060.6	0	67	0
NG Fort Allen		Army Guard	Juana Diaz	104	369,371	0	0	0	0	776	776	115.8	1,581	81	532
NSGA Sabana Seca PR		Navy Active	Sabana Seca, Manati	164	455,426	0	0	0	0	2,925	2,925	194.6	0	1	0
Pico Del Este - AFWTF		Navy Active	Naguabo	9	20,063	0	0	0	0	0	0	15.5	0	0	0
Pineros Island		Navy Active	Ceiba, Ceiba	0	0	0	0	0	0	325	325	0.0	0	0	0
Punta Borinquen Radar Site		AF Guard	Aguadilla	10	53,235	0	0	0	0	6	6	20.6	0	0	0

* US Locations that do not meet criteria of at least ten (10) Acres AND at least \$10M PRV. US Territories and Non-US Locations that do not meet criteria of at least ten (10) Acres OR at least \$10M PRV.

DEPARTMENT OF DEFENSE
Base Structure Report - As of 30 Sept 2010

SITE	BRAC 2005	COMPONENT	NAME NEAREST CITY	BUILDINGS						ACRES OWNED	TOTAL ACRES	PRV (\$M)	MIL	CIV	OTHER
				OWNED		LEASED		OTHER							
				COUNT	SQFT	COUNT	SQFT	COUNT	SQFT						
Punta Salinas Radar Site		AF Guard	Toa Baja	17	52,202	0	0	0	0	30	30	22.0	20	0	0
Ramey AF Solar Observatory Research Site		AF Active	Aguadilla	6	6,196	0	0	0	0	74	81	2.3	0	0	0
Ramey USARC/Aguadilla	R	Army Reserve	Aguadilla	5	67,490	0	0	0	0	59	59	19.5	730	13	0
Roosevelt Rds Nav Sta USARC		Army Reserve	Roosevelt Ros Naval Sta	6	100,052	0	0	0	0	54	56	29.4	617	9	0
Salinas N00207-JA		AF Active	Salinas, Salinas	1	6,387	0	0	0	0	249	249	5.3	0	0	0
Vieques West		Navy Active	Vieques, Vieques	1	330	0	0	0	0	113	113	1.4	0	0	0
Vieques West Puerto Rico		Navy Active	Vieques, Vieques	1	7,995	0	0	0	0	382	382	3.7	0	0	0
* OTHER SITE(S) : 9				27	125,057	2	26,417	0	0	19	19	47.7	1,034	11	0
Puerto Rico Total:				2,348	9,586,433	2	26,417	6	76,417	26,861	27,106	4,217.0	9,444	1,380	1,507
<u>Rhode Island</u>															
Coventry ANG5		AF Guard	Coventry	13	55,839	0	0	0	0	18	18	18.0	0	0	0
CSO Davisville CBC		Navy Active	Davisville	161	2,752,872	0	0	0	0	907	907	714.6	0	0	0
Davisville Family Housing		AF Active	North Kingstown	21	106,278	0	0	0	0	14	14	23.8	0	0	0
Fort Adams RI		Navy Active	Newport	24	98,655	0	0	0	0	24	24	24.9	0	0	0
Gould Island RI		Navy Active	Jamestown	1	28,155	0	0	0	0	13	13	14.2	0	0	0
NG Camp Fogarty TS		Army Guard	East Greenwich	36	259,739	0	0	0	0	374	374	78.4	782	67	26
North Smithfield ANG5		AF Guard	Slatersville	8	63,810	0	0	0	0	24	34	20.2	223	0	0
NS Newport		Navy Active	Newport	261	5,607,895	0	0	0	0	1,316	1,317	2,138.3	3,503	3,551	0
NS Newport Melville		Navy Active	Portsmouth	37	85,069	0	0	0	0	23	23	225.7	0	0	0
Quonset State Airport		AF Guard	North Kingstown	33	484,724	0	0	1	1,762	0	103	189.5	888	0	0
* OTHER SITE(S) : 19				571	2,443,190	4	5,281	0	0	143	150	621.5	1,460	31	4
Rhode Island Total:				1,166	11,986,226	4	5,281	1	1,762	2,856	2,977	4,068.9	6,856	3,649	30
<u>South Carolina</u>															
1LT Thomas Kukowski USARC		Army Reserve	Greenville	3	88,171	2	20,158	0	0	3	18	21.8	622	45	0
Charleston AFB		AF Active	Charleston	542	3,865,395	0	0	0	0	3,118	3,877	1,280.9	5,413	753	0
Charleston Defense Fuel Support Point		AF Active	Hanahan	7	5,223	0	0	0	0	44	56	100.8	0	0	0
Fort Jackson	R	Army Active	Columbia	924	9,308,904	0	0	27	78,983	52,301	52,301	2,558.4	27,865	2,733	3,109
Hunley Park Military FH		AF Active	North Charleston	131	393,632	0	0	0	0	271	271	77.8	0	0	0
MCAS Beaufort		MC Active	Beaufort	271	2,499,779	0	0	295	543,641	6,249	6,249	1,385.3	3,304	1,158	0
MCAS Beaufort LB Housing		MC Active	Laurel Bay	21	220,739	0	0	1,106	1,502,517	1,076	1,076	407.0	0	0	0

* US Locations that do not meet criteria of at least ten (10) Acres AND at least \$10M PRV. US Territories and Non-US Locations that do not meet criteria of at least ten (10) Acres OR at least \$10M PRV.

DEPARTMENT OF DEFENSE
Base Structure Report - As of 30 Sept 2010

SITE	BRAC 2005	COMPONENT	NAME NEAREST CITY	BUILDINGS						ACRES OWNED	TOTAL ACRES	PRV (\$M)	MIL	CIV	OTHER
				OWNED		LEASED		OTHER							
				COUNT	SQFT	COUNT	SQFT	COUNT	SQFT						
McEntire Joint NGB		AF Guard	Eastover	82	704,645	0	0	0	0	2,344	2,473	256.1	1,440	4	0
MCRD Beaufort Parris Island		MC Active	Parris Island	307	3,747,227	0	0	191	506,958	8,075	8,075	1,419.7	2,568	495	0
Myrtle Beach AFB		AF Active	Myrtle Beach	89	475,603	0	0	0	0	22	2,106	190.0	0	0	0
N Charleston USARC/AMSA #121		Army Reserve	Charleston	3	77,378	0	0	0	0	16	16	17.2	0	0	0
Naval Health Clinic Charleston		Navy Active	Charleston	3	386,429	0	0	0	0	22	22	155.8	429	159	0
NAVHOSP Beaufort		Navy Active	Beaufort	18	434,084	1	64	0	0	120	120	249.9	742	293	0
NG MTA Clarks Hill Reservation		Army Guard	Plum Branch	33	39,092	0	0	0	0	871	871	14.4	0	0	4
North Air Force Auxiliary Field		AF Active	North Charleston	6	33,195	0	0	0	0	2,279	2,393	63.0	0	11	0
NWS Charleston	R	Navy Active	Goose Creek	596	4,724,004	0	0	589	2,359,022	15,447	17,000	1,888.1	6,192	3,608	0
NWS Charleston North Yard	R	Navy Active	North Charleston	11	278,808	0	0	0	0	21	21	66.0	0	0	0
NWS Charleston Short Stay	R	Navy Active	Moncks Corner	44	58,588	0	0	0	0	0	56	12.5	0	0	0
Shaw AFB		AF Active	Shaw Af Base	914	4,932,162	0	0	0	0	3,330	3,429	1,367.2	4,483	629	0
* OTHER SITE(S) : 46				105	397,955	4	248,470	42	150,542	13,117	13,220	248.9	2,687	36	0
South Carolina Total:				4,110	32,671,012	7	268,692	2,250	5,141,663	108,726	113,651	11,780.8	55,745	9,924	3,113
South Dakota															
Dakota Ridge FH Annex		AF Active	Rapid City	0	0	194	407,908	0	0	0	50	76.8	0	0	0
Ellsworth AFB Site # 1		AF Active	Ellsworth Afb	385	4,322,901	251	1,177,843	0	0	4,693	5,328	1,944.3	3,388	591	0
Ellsworth AFB Site # 2		AF Active	Box Elder	115	670,855	0	0	1	1,309	716	904	364.5	0	0	0
Joe Foss Field		AF Guard	Sioux Falls	39	466,118	0	0	0	0	0	217	156.5	1,065	0	0
MSG Woodrow Wilson Keeble AFRC		Army Reserve	Sioux Falls	3	49,130	0	0	0	0	11	11	11.6	161	1	0
* OTHER SITE(S) : 21				13	77,572	0	0	2	8,739	2,509	3,833	23.6	213	1	0
South Dakota Total:				555	5,586,576	445	1,585,751	3	10,048	7,929	10,344	2,577.3	4,827	593	0
Tennessee															
Arnold AS		AF Active	Arnold A F Station	320	2,809,965	0	0	3	16,452	38,862	38,863	6,636.3	53	201	0
CSM Paul B. Huff USARC		Army Reserve	Nashville	3	48,958	0	0	0	0	15	15	10.2	94	9	0
Fort Campbell TN		Army Active	Clarksville	711	6,939,849	0	0	864	2,397,321	69,301	69,301	3,207.5	0	15	0
Hewgley USARC		Army Reserve	Knoxville	2	52,500	0	0	0	0	10	10	11.3	484	25	0
Holston AAP	R	Army Active	Kingsport	456	2,465,185	0	0	2	18,300	6,117	6,117	736.3	1	20	179
Lyell AFRC/AMSA #153(G)		Army Reserve	Nashville	8	103,470	0	0	0	0	14	14	21.4	1,149	32	0
McGhee Tyson Airport		AF Guard	Louisville	75	768,767	0	0	0	0	0	346	221.6	1,075	16	0
Memphis IAP		AF Guard	Memphis	48	801,206	1	9,600	1	56,100	0	221	258.3	987	0	0
Milan AAP	R	Army Active	Milan	1,395	3,645,460	0	0	0	0	22,357	22,357	1,207.4	1	22	550

* US Locations that do not meet criteria of at least ten (10) Acres AND at least \$10M PRV. US Territories and Non-US Locations that do not meet criteria of at least ten (10) Acres OR at least \$10M PRV.

DEPARTMENT OF DEFENSE
Base Structure Report - As of 30 Sept 2010

SITE	BRAC 2005	NAME NEAREST CITY	BUILDINGS						ACRES OWNED	TOTAL ACRES	PRV (\$M)	MIL	CIV	OTHER	
			OWNED		LEASED		OTHER								
			COUNT	SQFT	COUNT	SQFT	COUNT	SQFT							
Nashville IAP		AF Guard	Nashville	36	433,240	0	0	0	0	0	90	123.6	1,121	0	0
NG VTS Milan		Army Guard	Milan	70	226,768	0	0	0	0	2,568	2,568	59.7	221	14	23
NG VTS Smyrna		Army Guard	Smyrna	47	524,770	0	0	11	89,075	830	848	172.1	1,382	168	100
NG VTS Tullahoma		Army Guard	Tullahoma	33	56,923	0	0	2	2,561	7,393	7,393	40.0	123	0	40
NSA Midsouth Memphis		Navy Active	Millington	145	2,579,283	23	37,050	296	668,801	1,470	1,866	782.1	4,910	1,663	0
NSA Millington USARC		Army Reserve	Millington	0	0	0	0	8	129,180	0	20	26.0	896	13	0
NSWC Carderock Div		Navy Active	Memphis	3	458,254	0	0	0	0	60	143	110.7	0	0	0
* OTHER SITE(S) : 32				110	4,329,565	17	21,978	0	0	370	415	750.6	2,542	39	0
Tennessee Total:				3,462	26,244,163	41	68,628	1,187	3,377,790	149,366	150,585	14,375.0	15,039	2,237	892
Texas															
Air Force Plant 4		AF Active	Fort Worth	73	5,559,962	0	0	0	0	636	727	1,201.6	10	5	0
ALF Cabaniss		Navy Active	Corpus Christi	3	4,080	0	0	0	0	944	944	59.8	0	0	0
ALF Orange		Navy Active	Orange Grove	17	18,356	0	0	0	0	1,594	1,594	109.9	0	0	0
ALF Waldron		Navy Active	Corpus Christi	2	4,000	0	0	0	0	889	889	56.9	0	0	0
Austin Memorial AFRC		Army Reserve	Austin	3	72,525	0	0	0	0	11	13	16.3	575	30	0
Brooks AFB	C	AF Active	Brooks Af Base	0	0	93	1,480,458	0	0	0	280	435.7	576	1,085	0
Camp Bullis		Army Active	San Antonio	277	652,152	0	0	9	105,426	27,993	27,993	262.6	2,251	38	68
Camp Bullis Training Annex		AF Active	San Antonio	14	122,954	0	0	2	4,605	27	47	38.1	79	1	0
Camp Swift		Army Guard	Bastrop	108	341,575	0	0	0	0	11,715	11,715	114.8	521	6	45
Conroe USARC/ASF 62		Army Reserve	Conroe	9	115,687	0	0	0	0	0	44	40.5	657	80	0
Corpus Christi #2 AFRC		Army Reserve	Corpus Christi	2	47,500	0	0	2	24,135	0	142	15.6	74	1	0
Dixie Target Range		Navy Active	Seven Sisters	7	18,808	0	0	0	0	7,825	7,825	46.0	0	0	0
Dyess AFB		AF Active	Abilene	740	4,551,956	0	0	0	0	3,120	6,320	1,686.7	4,807	407	0
Eldorado AFS		AF Active	El Dorado AFS	6	114,357	0	0	0	0	119	128	41.9	0	0	0
Ellington Field		AF Guard	Ellington Field	52	459,810	0	0	3	80,633	213	213	151.8	1,059	0	0
Ellington Field AFRC		Army Reserve	Houston	1	172,919	0	0	0	0	42	42	35.6	0	0	0
Fort Bliss	R	Army Active	El Paso	972	16,207,014	300	556,313	3,063	7,408,833	122,127	122,127	7,270.6	28,468	4,684	6,765
Fort Bliss ANG		AF Guard	Fort Bliss	3	47,082	0	0	0	0	0	12	11.9	0	0	0
Fort Hood	R	Army Active	Killeen	1,932	20,282,151	311	378,799	3,382	11,597,949	208,932	214,223	9,083.3	49,663	5,293	13,909
Fort Sam Houston	R	Army Active	San Antonio	395	10,779,664	6	387,730	1,040	2,763,340	2,830	2,830	3,805.3	17,647	6,902	4,697
Fort Wolters		Army Guard	Mineral Wells	59	110,575	0	0	2	3,200	3,990	3,990	70.4	136	7	15
Goodfellow AFB		AF Active	San Angelo	152	2,333,802	0	0	0	0	1,183	1,218	690.6	1,073	691	0
Grand Prairie Reserve Complex		Army Reserve	Grand Prairie	32	422,864	0	0	0	0	68	68	92.7	2,733	35	0
Hensley Field AGS		AF Guard	Dallas	0	0	7	62,407	0	0	0	23	14.1	0	0	0

* US Locations that do not meet criteria of at least ten (10) Acres AND at least \$10M PRV. US Territories and Non-US Locations that do not meet criteria of at least ten (10) Acres OR at least \$10M PRV.

DEPARTMENT OF DEFENSE
Base Structure Report - As of 30 Sept 2010

SITE	BRAC 2005	COMPONENT	NAME NEAREST CITY	BUILDINGS						ACRES OWNED	TOTAL ACRES	PRV (\$M)	MIL	CIV	OTHER
				OWNED		LEASED		OTHER							
				COUNT	SQFT	COUNT	SQFT	COUNT	SQFT						
Houston USARC #2	C	Army Reserve	Houston	7	76,661	0	0	0	0	12	12	15.8	624	33	0
Kelly AFB		AF Active	San Antonio	206	8,428,441	95	2,468,006	0	0	435	435	2,415.4	160	163	0
Kelly Field Annex		AF Active	San Antonio	134	2,237,759	0	0	0	0	2,211	2,788	825.3	808	17	0
Lackland AFB		AF Active	San Antonio	428	10,026,247	0	0	3	18,192	2,713	2,720	2,968.4	10,933	4,910	0
Lackland Training Annex		AF Active	San Antonio	266	1,561,428	0	0	1	192	4,017	4,028	486.4	2	0	0
Laughlin AFB		AF Active	Del Rio	211	2,000,580	0	0	0	0	4,355	4,692	824.6	932	981	0
Laughlin AFB Aux 1		AF Active	Del Rio	6	4,336	0	0	0	0	402	724	25.7	0	0	0
Lone Star AAP	C	Army Active	Texarkana	870	3,242,285	0	0	0	0	15,571	15,571	996.7	1	18	326
Longhorn AAP		Army Active	Marshall	374	1,082,262	0	0	0	0	8,493	8,493	297.0	0	0	0
NAS Corpus Christi		Navy Active	Corpus Christi	288	5,430,607	0	0	9	196,111	2,584	2,589	1,714.1	4,900	369	0
NAS JRB Fort Worth		Navy Active	Fort Worth	255	2,902,366	0	0	74	168,093	2,081	2,150	1,309.7	3,917	160	0
NAS Kingsville		Navy Active	Kingsville	150	1,162,678	0	0	0	0	3,981	3,981	587.2	0	112	0
NG Houston - Westheimer		Army Guard	Houston	3	80,915	0	0	0	0	29	29	17.0	583	69	0
NG Laredo		Army Guard	Laredo	3	56,224	0	0	0	0	10	10	12.0	210	0	0
NG Saginaw		Army Guard	Fort Worth	23	182,076	0	0	0	0	143	143	47.7	0	76	148
NG Temple		Army Guard	Temple	7	63,876	0	0	0	0	20	20	17.6	518	1	0
NOSC Harlingen		Navy Reserve	Harlingen	3	64,467	0	0	0	0	0	15	13.3	152	0	0
NOSC Houston		Navy Reserve	Houston	8	96,223	0	0	0	0	10	10	20.9	996	0	0
NOSC San Antonio		Navy Reserve	San Antonio	3	58,346	0	0	0	0	13	13	13.3	0	0	0
NOSC-MCRC El Paso		Navy Reserve	El Paso	4	41,424	0	0	0	0	0	14	11.1	313	0	0
NS Ingleside	C	Navy Active	Ingleside	84	858,229	0	0	1	10,640	576	577	344.7	1,934	58	0
NWIRP Dallas		Navy Active	Dallas	106	4,697,152	0	0	0	0	312	312	874.9	0	0	0
NWIRP McGregor		Navy Active	Mcgregor	202	843,356	0	0	0	0	330	330	365.8	0	0	0
Randolph AFB		AF Active	San Antonio	245	4,031,911	0	0	1	652	2,903	3,137	1,438.6	2,975	6,846	0
Red River Army Depot	R	Army Active	Texarkana	1,318	8,195,042	22	225,601	14	38,055	22,698	22,704	1,821.6	108	4,751	1,020
Seagoville USARC		Army Reserve	Seagoville	10	132,278	0	0	0	0	206	206	44.6	1,466	45	0
Seguin Air Force Auxiliary Field		AF Active	Seguin	5	3,962	0	0	0	0	957	957	75.0	0	0	0
Sheppard AFB		AF Active	Wichita Falls	352	7,827,134	0	0	0	0	4,598	5,297	2,564.7	2,071	1,140	0
* OTHER SITE(S) : 109				378	1,758,407	19	164,330	56	642,661	8,621	14,819	689.1	9,247	348	0
Texas Total:				10,808	129,586,465	853	5,723,644	7,662	23,062,717	482,540	500,184	46,190.8	153,179	39,362	26,993

Utah

Deseret Chemical Depot	C	Army Active	Stockton	321	1,374,752	0	0	2	960	19,364	19,364	483.5	2	378	1,858
Dugway Proving Ground		Army Active	Dugway	609	2,337,361	1	2,880	5	82,232	798,214	798,214	1,314.3	213	705	963
Fort Douglas AFRC Complex	R	Army Reserve	Salt Lake City	21	403,097	3	20,290	0	0	54	54	103.4	1,775	97	2

* US Locations that do not meet criteria of at least ten (10) Acres AND at least \$10M PRV. US Territories and Non-US Locations that do not meet criteria of at least ten (10) Acres OR at least \$10M PRV.

DEPARTMENT OF DEFENSE
Base Structure Report - As of 30 Sept 2010

SITE	BRAC 2005	COMPONENT	NAME NEAREST CITY	BUILDINGS						ACRES OWNED	TOTAL ACRES	PRV (\$M)	MIL	CIV	OTHER
				OWNED		LEASED		OTHER							
				COUNT	SQFT	COUNT	SQFT	COUNT	SQFT						
Frank M. Browning USARC		Army Reserve	Ogden	3	52,913	0	0	0	0	138	138	16.1	427	6	0
Green River Test Complex		Army Active	Altamont	32	52,862	0	0	0	0	3,628	3,628	47.2	0	0	0
Hill AFB		AF Active	Hill Af Base	772	12,673,736	0	0	0	0	517	7,011	4,201.6	5,060	10,509	0
Kenichi (Ken) Uchida USARC		Army Reserve	Centerville	4	55,448	0	0	0	0	10	10	14.4	303	2	0
Little Mountain Test Annex		AF Active	Ogden	17	120,613	0	0	0	0	731	731	51.5	0	0	0
MTA-L Camp Williams		Army Guard	Riverton	79	35,177	0	0	173	830,844	18,506	21,379	302.6	2,763	49	260
NAVSUPPET Monterey Det Magna Utah		Navy Active	Magna	131	378,035	0	0	0	0	511	511	105.6	0	0	0
NG Saint George/FMS 5B		Army Guard	St. George	9	55,887	0	0	0	0	70	70	14.1	318	0	1
Ogden Maintenance Center 269		Army Reserve	Ogden	2	125,472	0	0	0	0	12	12	31.7	126	45	0
Ogden Storage Facility 11-C		Army Reserve	Ogden	1	281,700	0	0	0	0	28	28	49.7	0	0	0
Salt Lake City IAP		AF Guard	Salt Lake City	52	456,506	0	0	0	0	0	135	164.4	1,357	4	0
Tooele Army Depot	R	Army Active	Tooele	1,060	6,237,293	24	669,345	1	4,617	23,374	23,914	1,527.8	3	512	128
Utah Test and Training Range South UT		AF Active	Wendover	33	27,350	0	0	0	0	555,687	572,656	42.4	0	0	0
UTTR - North		AF Active	Grouse Creek	80	413,961	0	0	0	0	348,767	366,877	194.6	0	0	0
* OTHER SITE(S) : 78				37	133,221	1	10,440	10	69,150	155	1,079	60.4	1,602	11	0
Utah Total:				3,263	25,215,384	29	702,955	191	987,803	1,769,766	1,815,812	8,725.2	13,949	12,318	3,212
Vermont															
Burlington IAP		AF Guard	South Burlington	39	405,163	0	0	1	7,050	0	278	130.5	1,039	0	0
NG Ethan Allen AFB MTA		Army Guard	Colchester	44	236,571	0	0	0	0	667	667	52.2	597	45	11
NG So Burlington AASF and RC		Army Guard	South Burlington	3	151,434	0	0	0	0	0	27	45.3	151	36	4
NG TS Ethan Allen Range		Army Guard	Jericho	101	329,303	0	0	4	7,220	11,219	11,219	112.9	566	15	70
* OTHER SITE(S) : 7				11	168,637	2	38,600	0	0	22	28	47.3	596	2	4
Vermont Total:				198	1,291,108	2	38,600	5	14,270	11,908	12,219	388.2	2,949	98	89
Virgin Islands															
NG 210th RTI Hams Bluff		Army Guard	Frederiksted	0	0	0	0	2	6,300	22	22	2.9	18	0	0
NG Bethlehem Military Compound		Army Guard	Christiansted	12	121,189	0	0	0	0	69	69	48.3	35	10	0
NG Sprat Hall		Army Guard	Frederiksted	2	26,886	0	0	1	0	12	12	18.5	64	0	0
* OTHER SITE(S) : 4				5	16,704	2	13,896	4	16,080	9	10	18.0	18	0	0
Virgin Islands Total:				19	164,779	2	13,896	7	22,380	112	113	87.7	135	10	0

* US Locations that do not meet criteria of at least ten (10) Acres AND at least \$10M PRV. US Territories and Non-US Locations that do not meet criteria of at least ten (10) Acres OR at least \$10M PRV.

DEPARTMENT OF DEFENSE
Base Structure Report - As of 30 Sept 2010

SITE	BRAC 2005	COMPONENT	NAME NEAREST CITY	BUILDINGS						ACRES OWNED	TOTAL ACRES	PRV (\$M)	MIL	CIV	OTHER
				OWNED		LEASED		OTHER							
				COUNT	SQFT	COUNT	SQFT	COUNT	SQFT						
Virginia															
ALF Fentress Chesapeake		Navy Active	Virginia Beach	13	21,076	0	0	0	0	2,713	2,713	52.5	0	0	0
Arlington National Cemetery		Army Active	Arlington	27	174,221	0	0	1	96	625	625	57.1	0	0	0
Arlington Service Center		Navy Active	Arlington	10	262,333	0	0	4	8,256	18	31	75.2	19	0	0
Byrd Field		AF Guard	Sandston	8	76,924	0	0	0	0	0	16	17.5	20	0	0
Camp Pendleton (ANG)		AF Guard	Virginia Beach	9	90,528	0	0	0	0	0	60	20.3	0	0	0
Cheatham Annex	R	Navy Active	Williamsburg	169	3,168,530	0	0	0	0	2,350	3,141	540.0	0	0	0
Craney Island		Navy Active	Portsmouth	20	57,576	0	0	0	0	907	925	345.3	0	0	0
Defense General Supply Center	R	Army Active	Richmond	75	6,528,629	0	0	0	0	674	674	1,192.2	124	81	45
Fort A P Hill		Army Active	Bowling Green	413	1,210,833	0	0	3	682	75,794	75,819	542.7	2,243	444	349
Fort Belvoir	R	Army Active	Fort Belvoir	445	8,781,201	0	0	934	3,661,157	8,670	8,670	3,631.0	6,807	13,140	6,904
Fort Eustis	R	Army Active	Fort Eustis	425	5,682,396	0	0	309	1,615,821	7,870	7,871	2,121.5	8,903	2,369	2,032
Fort Lee	R	Army Active	Fort Lee	359	7,933,701	0	0	44	189,152	5,805	5,907	2,248.8	13,380	4,295	2,541
Fort Monroe	C	Army Active	Hampton	273	2,019,675	0	0	5	208,293	566	566	562.1	1,375	1,620	646
Fort Myer	R	Army Active	Arlington	167	2,298,489	0	0	1	13,438	1,244	1,244	688.7	2,257	887	922
Fort Pickett, ARNG MTC		Army Guard	Blackstone	567	2,441,407	0	0	0	0	83,872	83,872	1,032.8	2,863	292	845
Fort Story		Navy Active	Norfolk	224	1,121,742	0	0	0	0	1,449	1,449	302.9	0	0	0
Langley AFB		AF Active	Langley Afb	292	5,550,936	0	0	0	0	3,766	3,992	1,892.8	9,460	2,552	0
Langley FH Annex		AF Active	Poquoson	9	65,591	0	0	0	0	302	302	23.0	0	0	0
MCB Quantico		MC Active	Quantico	542	6,968,529	0	0	248	2,154,993	55,445	60,307	3,167.9	6,266	6,679	0
Midway Research Center		Navy Active	Stafford	8	25,908	0	0	0	0	161	161	10.3	0	0	0
NAS Oceana		Navy Active	Virginia Beach	260	3,968,183	0	0	57	114,454	986	1,068	1,550.2	8,058	571	0
NAS Oceana Dam Neck		Navy Active	Virginia Beach	165	2,945,203	0	0	102	915,919	1,913	1,914	1,012.6	121	584	0
NAS Oceana Midway Manor		Navy Active	Virginia Beach	1	1,480	0	0	179	636,546	96	96	106.4	0	0	0
Naval Medical Center Portsmouth		Navy Active	Portsmouth	32	2,197,749	0	0	3	5,891	109	109	973.3	4,022	1,994	0
NAVPHIBASE Little Creek		Navy Active	Norfolk	343	4,428,741	0	0	372	1,053,910	2,144	2,275	1,678.2	11,628	2,514	0
Navy Annex (FOB 2) Parking		WHS	Naval Annex	1	714,801	0	0	0	0	23	23	198.2	0	0	0
NG AASF Byrd Field		Army Guard	Sandston	23	105,627	0	0	0	0	92	92	40.4	427	71	0
NG Army Guard Readiness Center		Army Guard	Arlington	3	263,710	0	0	0	0	15	15	84.9	2,689	872	37
NG Camp Pendleton SMR		Army Guard	Virginia Beach	1	4,757	0	0	124	364,402	28	257	96.4	201	320	60
NG Sandston Armory		Army Guard	Sandston	16	73,440	0	0	0	0	29	29	18.5	199	39	0
NS Norfolk		Navy Active	Norfolk	511	15,367,676	0	0	372	1,472,046	3,592	3,592	5,420.0	38,327	5,763	1
NSA Norfolk		Navy Active	Norfolk	183	2,321,572	0	0	674	1,976,347	798	798	949.4	0	4,877	0
NSA Norfolk Fire Fighters School		Navy Active	Norfolk	6	45,371	0	0	0	0	12	12	13.6	0	0	0

* US Locations that do not meet criteria of at least ten (10) Acres AND at least \$10M PRV. US Territories and Non-US Locations that do not meet criteria of at least ten (10) Acres OR at least \$10M PRV.

DEPARTMENT OF DEFENSE
Base Structure Report - As of 30 Sept 2010

SITE	BRAC 2005	COMPONENT	NAME NEAREST CITY	BUILDINGS						ACRES OWNED	TOTAL ACRES	PRV (\$M)	MIL	CIV	OTHER
				OWNED		LEASED		OTHER							
				COUNT	SQFT	COUNT	SQFT	COUNT	SQFT						
NSA Norfolk Lafayette Rvr Complex		Navy Active	Norfolk	9	255,661	0	0	2	13,395	19	19	70.8	0	0	0
NSA Norfolk New Gosport/NNSY		Navy Active	Portsmouth	4	28,846	0	0	0	0	56	56	15.7	0	0	0
NSA Norfolk Northwest Chesapke Va		Navy Active	Chesapeake	181	718,669	0	0	0	0	3,795	3,795	237.8	145	0	0
NSA Norfolk NSY		Navy Active	Portsmouth	158	6,056,820	0	0	11	64,215	539	570	2,225.7	1	8,657	0
NSA Norfolk SDA Area		Navy Active	Norfolk	17	984,169	0	0	0	0	90	90	163.3	0	0	0
NSA Norfolk South Gate		Navy Active	Portsmouth	19	157,276	0	0	0	0	62	62	81.0	0	0	0
NSA Norfolk St Helena Norfolk		Navy Active	Norfolk	3	7,244	0	0	0	0	11	11	36.4	0	0	0
NSA Norfolk St Juliens Creek Annex		Navy Active	Portsmouth	78	673,537	0	0	0	0	485	493	200.2	0	0	0
NSA Norfolk Stanley Court/NNSY		Navy Active	Portsmouth	0	0	0	0	80	161,865	16	16	25.5	0	0	0
NSA South Potomac		Navy Active	Dahlgren	318	2,992,440	0	0	259	385,220	2,676	2,676	1,013.1	775	728	0
NSA South Potomac Pumpkin Neck		Navy Active	King George	20	46,338	0	0	0	0	1,641	1,641	23.1	0	0	0
NWS Yorktown	R	Navy Active	Yorktown	469	3,297,148	0	0	198	578,658	19,624	19,903	1,125.9	0	0	0
Pentagon Reservation		WHS	Pentagon, Arlington	23	6,884,534	0	0	0	0	220	220	4,890.9	4,121	3,251	0
Radford AAP		Army Active	Radford	1,114	4,051,661	0	0	0	0	6,901	6,901	1,392.4	1	108	1,788
Rivanna Station		Army Active	Charlottesville	1	260,000	0	0	0	0	76	76	31.8	267	222	44
Wallops Island Va		Navy Active	Wallops Island	89	407,338	0	0	0	0	5	88	123.1	0	0	0
Yorktown Fuel Depot	R	Navy Active	Yorktown	43	13,148	0	0	0	0	110	110	162.3	0	0	0
* OTHER SITE(S) : 182				137	1,303,033	158	8,302,896	83	222,822	14,188	16,603	2,526.0	12,926	4,509	1
Virginia Total:				8,283	115,056,396	158	8,302,896	4,065	15,817,578	312,581	321,955	45,011.8	137,625	67,439	16,215
Wake Islands															
Wake Island Airfield		AF Active	Wake Island	107	451,895	0	0	0	0	2,600	2,600	710.4	4	0	0
Wake Islands Total:				107	451,895	0	0	0	0	2,600	2,600	710.4	4	0	0
Washington															
AMSA 137 (Marine)		Army Reserve	Tacoma	1	68,379	0	0	0	0	0	10	40.5	502	26	0
Bremerton		Navy Active	Bremerton	80	2,886,531	0	0	61	188,557	116	118	1,483.5	0	0	0
Bremerton RR		Navy Active	Shelton	0	0	0	0	0	0	652	652	16.0	0	0	0
Camp Murray AGS		AF Guard	Tacoma	23	186,402	0	0	0	0	0	42	57.7	17	0	0
CSO NS Puget Sound		Navy Active	Seattle	48	1,284,386	0	0	0	0	155	155	354.1	0	0	0
Cusick Survival TS		AF Active	Cusick	10	23,055	0	0	0	0	0	494,250	11.9	0	0	0
Fairchild AFB		AF Active	Airway Heights	287	4,697,066	0	0	0	0	4,342	4,829	1,960.7	3,353	604	0

* US Locations that do not meet criteria of at least ten (10) Acres AND at least \$10M PRV. US Territories and Non-US Locations that do not meet criteria of at least ten (10) Acres OR at least \$10M PRV.

DEPARTMENT OF DEFENSE
Base Structure Report - As of 30 Sept 2010

SITE	BRAC 2005	COMPONENT	NAME NEAREST CITY	BUILDINGS						ACRES OWNED	TOTAL ACRES	PRV (\$M)	MIL	CIV	OTHER
				OWNED		LEASED		OTHER							
				COUNT	SQFT	COUNT	SQFT	COUNT	SQFT						
Fort Lawton USAR Complex	C	Army Reserve	Seattle	11	191,077	0	0	0	0	65	65	50.8	456	12	0
Fort Lawton, Magnolia		Navy Active	Seattle	0	0	0	0	46	88,684	23	23	20.1	0	0	0
Fort Lewis	R	Army Active	Tacoma	1,639	18,343,258	2	52	2,856	7,077,253	84,345	86,042	9,195.2	41,338	5,853	7,593
Four Lakes Communications Station (ANG)		AF Guard	Cheney	16	67,484	0	0	0	0	63	156	20.4	105	0	0
Grant Training Annex		AF Active	Moses Lake	0	0	1	3,000	0	0	0	35	38.7	0	0	0
Jackson Park Hsg		Navy Active	Bremerton	448	1,380,638	0	0	0	0	158	158	309.4	0	0	0
Jim Creek		Navy Active	Oso	63	131,377	0	0	6	8,974	3,940	4,897	119.9	0	0	0
Keyport NUWC		Navy Active	Keyport	155	1,290,778	0	0	34	66,885	354	356	480.1	0	1,518	0
Manchester		Navy Active	Bremerton	20	91,394	0	0	0	0	234	234	341.4	0	0	0
Marysville WA		Navy Active	Marysville	13	280,788	0	0	0	0	52	52	81.1	0	0	0
McChord AFB		AF Active	Tacoma	271	4,287,490	0	0	0	0	584	4,661	1,922.4	5,371	711	0
Mukilteo Defense Fuel Support Point		AF Active	Mukilteo	10	20,410	0	0	0	0	20	20	103.1	0	0	0
NAS Whidbey Island		Navy Active	Whidbey Island Nas	218	3,042,851	0	0	160	419,996	4,351	4,352	1,786.7	5,386	213	0
NAS Whidbey Island - Racon Hill		Navy Active	Oak Harbor	5	4,572	0	0	0	0	22	22	14.1	0	0	0
NAS Whidbey Island Sea Plane Base		Navy Active	Oak Harbor	93	572,029	0	0	937	2,632,276	2,784	2,784	910.5	0	0	0
Naval Medical Center Bremerton		Navy Active	Bremerton	16	372,312	0	0	0	0	47	47	251.6	0	417	0
NAVBASE Kitsap Bremerton		Navy Active	Bangor	578	5,189,008	0	0	359	2,142,164	7,179	7,181	3,507.8	7,172	1,616	0
NAVMAG Indian Island		Navy Active	Port Townsend	160	491,590	0	0	0	0	2,715	2,715	339.9	0	68	0
NG Kent		Army Guard	Kent	8	86,035	0	0	0	0	15	15	20.3	636	0	2
NOSC Spokane		Navy Reserve	Spokane	9	68,291	0	0	0	0	22	22	17.6	232	0	0
NS Everett		Navy Active	Everett	51	975,561	0	0	0	0	211	211	602.5	1,685	0	0
OLF Coupeville		Navy Active	Coupeville	6	6,566	0	0	3	2,262	1,011	1,056	44.7	0	0	0
Paine Field ANGS		AF Guard	Everett	10	48,899	0	0	0	0	15	15	15.0	113	0	0
Shipyards Puget Sound		Navy Active	Bremerton	104	3,854,276	1	11,992	0	0	568	568	2,458.5	598	0	0
Spokane IAP (AGS)		AF Guard	Spokane Intl Airport	8	74,626	0	0	0	0	0	35	20.2	105	0	0
SSG Joe R. Hooper USARC		Army Reserve	Bothell	7	101,749	0	0	0	0	41	41	30.1	301	7	0
Vancouver Barracks	C	Army Reserve	Vancouver	29	234,081	0	0	0	0	40	42	65.6	828	17	0
White Bluff Site #1		AF Active	Airway Heights	12	73,043	0	0	0	0	86	86	33.2	0	0	0
Yakima Training Center		Army Active	Yakima	207	795,712	0	0	1	720	323,249	323,426	651.2	925	602	140
* OTHER SITE(S) : 72				128	576,813	2	39,156	40	174,338	2,252	3,468	266.2	2,154	239	0
Washington Total:				4,744	51,798,527	6	54,200	4,503	12,802,109	439,712	942,840	27,642.5	71,277	11,903	7,735

West Virginia

* US Locations that do not meet criteria of at least ten (10) Acres AND at least \$10M PRV. US Territories and Non-US Locations that do not meet criteria of at least ten (10) Acres OR at least \$10M PRV.

DEPARTMENT OF DEFENSE
Base Structure Report - As of 30 Sept 2010

SITE	BRAC 2005	COMPONENT	NAME NEAREST CITY	BUILDINGS						ACRES OWNED	TOTAL ACRES	PRV (\$M)	MIL	CIV	OTHER
				OWNED		LEASED		OTHER							
				COUNT	SQFT	COUNT	SQFT	COUNT	SQFT						
Allegany Ballistics Lab		Navy Active	Keyser	165	1,447,338	0	0	0	0	1,779	1,779	392.0	0	0	0
Big Bend USARC / OMS		Army Reserve	Bigbend	2	19,244	0	0	0	0	13	13	22.6	38	1	0
Charleston AFRC / AMSA #107		Army Reserve	Charleston	2	71,150	0	0	0	0	12	12	16.5	275	31	0
EWVRA Shepherd Field		AF Guard	Martinsburg	34	474,101	0	0	3	174,354	0	341	288.5	1,241	0	0
NG Camp Dawson AFRC		Army Guard	Kingwood	2	56,697	0	0	0	0	10	10	12.4	305	45	0
NG Eleanor		Army Guard	Red House	6	385,081	0	0	0	0	47	47	74.4	390	214	59
NIOC Sugar Grove		Navy Active	Sugar Grove	45	145,397	1	200	43	136,162	643	643	107.8	0	86	0
Ohio Co A/P USARC / AMSA #109		Army Reserve	Wheeling	3	42,570	0	0	0	0	0	29	10.9	206	23	0
Yeager Airport		AF Guard	Charleston	27	292,107	0	0	0	0	0	269	128.6	938	0	0
* OTHER SITE(S) : 30				84	643,252	0	0	0	0	667	717	175.7	2,616	48	0
West Virginia Total:				370	3,576,937	1	200	46	310,516	3,170	3,859	1,229.3	6,009	448	59
Wisconsin															
Badger AAP		Army Active	Baraboo	579	2,023,849	0	0	0	0	5,435	5,435	751.5	0	4	50
Denis J. Murphy USARC/AMSA/OMS		Army Reserve	Green Bay	2	58,023	0	0	0	0	15	15	15.6	311	20	0
Fort McCoy	R	Army Reserve	Sparta	1,330	6,457,072	82	166,205	10	102,124	59,750	127,730	2,314.7	7,835	1,436	1,639
Gen Mitchell IAP		AF Guard	Milwaukee	21	300,729	0	0	3	11,273	0	79	130.6	851	0	0
Hardwood Weapons Range (ANG)		AF Guard	Necedah	5	13,101	0	0	0	0	0	7,865	11.9	0	0	0
NOSC Green Bay		Navy Reserve	Ashwaubenon	2	41,861	0	0	0	0	10	10	10.6	233	0	0
Truax ANGB		AF Guard	Madison	47	735,239	0	0	0	0	35	149	262.6	1,047	0	0
Volk ANGB		AF Guard	Camp Douglas	130	597,723	0	0	0	0	0	2,385	293.0	291	3	0
W. Silver Spring Complex		Army Reserve	Milwaukee	24	321,428	0	0	0	0	127	127	82.3	1,191	40	17
Wausau USARC		Army Reserve	Wausau	2	43,342	0	0	0	0	20	20	10.8	324	7	0
* OTHER SITE(S) : 38				51	522,229	14	134,792	2	3,000	126	400	213.6	2,539	62	0
Wisconsin Total:				2,193	11,114,596	96	300,997	15	116,397	65,517	144,214	4,097.1	14,622	1,572	1,706
Wyoming															
Cheyenne Regional Apt		AF Guard	Cheyenne	33	393,796	0	0	0	0	0	727	146.1	1,259	10	0
F E Warren AFB		AF Active	Cheyenne	712	4,778,991	0	0	0	0	6,834	6,834	1,443.7	2,930	541	0
Francis E Warren AF Missile Site P7		AF Active	Cheyenne	1	603	0	0	0	0	2	328	11.1	0	0	0
* OTHER SITE(S) : 90				85	111,453	1	30,000	0	0	9,189	24,119	509.8	138	3	0

* US Locations that do not meet criteria of at least ten (10) Acres AND at least \$10M PRV. US Territories and Non-US Locations that do not meet criteria of at least ten (10) Acres OR at least \$10M PRV.

DEPARTMENT OF DEFENSE
Base Structure Report - As of 30 Sept 2010

SITE	BRAC 2005	COMPONENT	NAME NEAREST CITY	BUILDINGS						ACRES OWNED	TOTAL ACRES	PRV (\$M)	MIL	CIV	OTHER
				OWNED		LEASED		OTHER							
				COUNT	SQFT	COUNT	SQFT	COUNT	SQFT						
			Wyoming Total:	831	5,284,843	1	30,000	0	0	16,025	32,008	2,110.7	4,327	554	0
			US/US Territories Total:	170,485	1,595,635,445	4,345	37,644,865	68,783	242,602,429	20,809,157	27,875,707	707,681	1,781,682	567,944	239,813

* US Locations that do not meet criteria of at least ten (10) Acres AND at least \$10M PRV. US Territories and Non-US Locations that do not meet criteria of at least ten (10) Acres OR at least \$10M PRV.

DEPARTMENT OF DEFENSE
Base Structure Report - As of 30 Sept 2010

SITE	BRAC 2005	COMPONENT	NAME NEAREST CITY	BUILDINGS						ACRES OWNED	TOTAL ACRES	PRV (\$M)	MIL	CIV	OTHER
				OWNED		LEASED		OTHER							
				COUNT	SQFT	COUNT	SQFT	COUNT	SQFT						
Antigua															
Antigua AS		AF Active	St. Johns	31	117,350	0	0	0	0	0	175	109.3	2	0	0
Antigua Total:				31	117,350	0	0	0	0	0	175	109.3	2	0	0
Aruba															
* OTHER SITE(S) : 1				0	0	1	3,200	0	0	0	0	2.6	0	0	0
Aruba Total:				0	0	1	3,200	0	0	0	0	2.6	0	0	0
Australia															
Area A-VLF		Navy Active	Exmouth	0	0	0	0	0	0	0	5,510	0.0	0	0	0
Area C-HFR		Navy Active	Exmouth	0	0	0	0	0	0	0	9,463	0.0	0	0	0
NAVCOMMSTA H E Holt		Navy Active	Northwest Cape	0	0	0	0	0	0	0	5,098	0.0	0	0	0
* OTHER SITE(S) : 3				42	31,943	1	5,013	0	0	0	5	11.1	0	0	0
Australia Total:				42	31,943	1	5,013	0	0	0	20,076	11.1	0	0	0
Bahamas															
AUTEC Golding Cay		Navy Active	Andros Island	8	6,609	0	0	0	0	0	0	10.2	0	0	0
AUTEC Main Base		Navy Active	Andros Island	132	646,447	0	0	0	0	0	538	376.4	0	0	0
AUTEC Salvador Point		Navy Active	Andros Island	10	11,395	0	0	0	0	0	0	15.8	0	0	0
* OTHER SITE(S) : 3				2	3,376	0	0	0	0	0	0	10.1	0	0	0
Bahamas Total:				152	667,827	0	0	0	0	0	538	412.6	0	0	0
Bahrain															
NSA Bahrain		Navy Active	Manama	142	1,157,464	1	936	1	308	0	65	415.0	1,711	48	180
NSA Bahrain - Aviation Unit		Navy Active	Al Jufayr	9	20,945	3	83,255	0	0	0	0	42.9	0	0	0
Muharraq															
NSA Bahrain - Banz Wrhs		Navy Active	Al Jufayr	0	0	15	979,916	0	0	0	12	170.0	0	0	0
Compound															
NSA Bahrain - Dependent School		Navy Active	Al Jufayr	0	0	2	2,190	4	263,383	0	25	89.2	0	0	0
NSA Bahrain - Mina Sulman Pier		Navy Active	Al Jufayr	5	2,153	2	93,970	0	0	0	0	62.7	0	0	0
Area															
Sheik Isa		Navy Active	Unknown	42	115,315	0	0	0	0	0	0	30.0	0	0	0
* OTHER SITE(S) : 3				27	12,881	2	16,349	0	0	0	0	9.2	0	0	0
Bahrain Total:				225	1,308,758	25	1,176,616	5	263,691	0	102	818.9	1,711	48	180

* US Locations that do not meet criteria of at least ten (10) Acres AND at least \$10M PRV. US Territories and Non-US Locations that do not meet criteria of at least ten (10) Acres OR at least \$10M PRV.

DEPARTMENT OF DEFENSE
Base Structure Report - As of 30 Sept 2010

SITE	BRAC 2005	COMPONENT	NAME NEAREST CITY	BUILDINGS						ACRES OWNED	TOTAL ACRES	PRV (\$M)	MIL	CIV	OTHER
				OWNED		LEASED		OTHER							
				COUNT	SQFT	COUNT	SQFT	COUNT	SQFT						
<u>Belgium</u>															
Brussels		Army Active	Brussels	0	0	13	187,331	0	0	0	0	49.6	378	653	265
Chateau Gendebien		Army Active	Mons	1	354	1	4,453	4	21,842	0	20	6.9	20	0	5
Chievres AB		Army Active	Chievres Ab	55	374,635	0	0	56	377,193	0	1,012	323.8	124	118	320
Daumerie Caserne		Army Active	Chievres	6	2,104	0	0	30	244,551	0	26	84.3	105	132	252
Kleine Brogel AB		AF Active	Kleine-Brogel	10	22,045	0	0	5	18,511	0	1	14.6	134	0	0
Mons		Army Active	Mons	1	7,112	12	196,882	0	0	0	0	38.9	0	0	0
Shape Headquarters		Army Active	Mons	3	38,846	0	0	35	432,843	0	0	130.5	718	257	225
Sterrebeek Dependent School		Army Active	Brussels	10	88,436	0	0	0	0	16	16	29.6	14	50	57
* OTHER SITE(S) : 5				4	2,602	5	26,908	1	1,245	0	0	7.3	86	0	0
Belgium Total:				90	536,133	31	415,574	131	1,096,185	16	1,075	685.5	1,579	1,210	1,124
<u>Br Indian Ocean Territories</u>															
NAVSUPPFAC Diego Garcia		Navy Active	Diego Garcia, Naval Fac	623	2,674,343	0	0	0	0	0	7,000	3,217.1	528	2	35
Br Indian Ocean Territories Total:				623	2,674,343	0	0	0	0	0	7,000	3,217.1	528	2	35
<u>Canada</u>															
* OTHER SITE(S) : 2				0	0	1	144	0	0	0	0	0.1	0	0	0
Canada Total:				0	0	1	144	0	0	0	0	0.1	0	0	0
<u>Colombia</u>															
* OTHER SITE(S) : 7				44	37,829	1	2,258	5	2,531	0	13	22.2	0	0	0
Colombia Total:				44	37,829	1	2,258	5	2,531	0	13	22.2	0	0	0
<u>Cuba</u>															
NS Guantanamo Bay		Navy Active	Guantanamo Bay	1,403	5,878,673	0	0	6	9,844	0	28,817	3,026.3	1,227	99	149
Cuba Total:				1,403	5,878,673	0	0	6	9,844	0	28,817	3,026.3	1,227	99	149
<u>Denmark</u>															
Karup AB		AF Active	Karup	0	0	0	0	29	72,409	0	0	126.5	0	0	0
* OTHER SITE(S) : 1				0	0	4	7,425	0	0	0	0	1.5	0	0	0
Denmark Total:				0	0	4	7,425	29	72,409	0	0	128.0	0	0	0

* US Locations that do not meet criteria of at least ten (10) Acres AND at least \$10M PRV. US Territories and Non-US Locations that do not meet criteria of at least ten (10) Acres OR at least \$10M PRV.

DEPARTMENT OF DEFENSE
Base Structure Report - As of 30 Sept 2010

SITE	BRAC 2005	COMPONENT	NAME NEAREST CITY	BUILDINGS						ACRES OWNED	TOTAL ACRES	PRV (\$M)	MIL	CIV	OTHER
				OWNED		LEASED		OTHER							
				COUNT	SQFT	COUNT	SQFT	COUNT	SQFT						
Djibouti															
Camp Lemonier Djibouti		Navy Active	Djibouti	655	422,656	0	0	0	0	0	0	231.2	0	0	0
Djibouti Total:				655	422,656	0	0	0	0	0	0	231.2	0	0	0
Egypt															
Naval Medical Research Unit Three Cairo Egypt		Navy Active	Cairo	20	94,462	3	19,683	0	0	0	2	48.1	2	13	115
* OTHER SITE(S) : 1				0	0	13	26,703	0	0	0	0	9.1	0	0	0
Egypt Total:				20	94,462	16	46,386	0	0	0	2	57.2	2	13	115
Germany															
Amelia Earhart Hotel		Army Active	Wiesbaden	4	1,290	0	0	1	216,207	0	6	65.7	14	308	259
American Arms Hotel		Army Active	Wiesbaden	1	363	0	0	2	291,936	0	5	86.0	7	306	81
Ansbach Leased		Army Active	Ansbach	0	0	18	70,586	0	0	0	0	12.4	0	0	0
Artillery Kaserne		Army Active	Garmisch	25	5,339	0	0	35	516,585	0	37	143.8	67	123	282
Askren Manor FH		Army Active	Schweinfurt	17	30,429	0	0	59	1,473,853	0	72	343.3	0	75	75
Aukamm Hsg Area		Army Active	Wiesbaden	7	50,964	0	0	111	1,283,489	0	93	308.4	0	24	12
Bamberg		Army Active	Bamberg	0	0	100	459,090	0	0	0	18	89.4	0	0	0
Bamberg Airfield		Army Active	Bamberg	3	9,800	0	0	5	6,544	0	220	20.1	0	0	0
Bamberg Storage & Range Area		Army Active	Bamberg	25	15,248	0	0	33	142,275	0	170	48.6	0	0	0
Bann Communications Station #2		AF Active	Bann	6	18,171	0	0	0	0	0	51	6.3	2	5	0
Barton Barracks		Army Active	Ansbach	9	64,583	0	0	24	381,023	0	33	128.5	78	227	296
Baumholder Airfield		Army Active	Baumholder	3	10,412	0	0	1	1,590	0	47	8.8	0	2	0
Baumholder Family Housing		Army Active	Baumholder	13	24,011	0	0	68	2,254,615	0	95	499.6	0	45	38
Baumholder Hospital		Army Active	Baumholder	4	26,925	0	0	13	188,841	0	13	81.9	162	24	62
Baumholder Qm Area		Army Active	Baumholder	16	36,924	0	0	27	359,845	0	60	90.6	0	4	18
Benjamin Franklin Vil Family Housing		Army Active	Mannheim	38	190,840	0	0	183	4,375,865	0	220	1,034.1	75	303	404
Binsfeld FH Annex		AF Active	Trier	0	0	77	182,015	0	0	0	11	36.1	0	0	0
Bitburg FH Annex		AF Active	Trier	19	319,746	0	0	62	2,248,503	0	156	621.4	0	0	0
Bitburg Storage Annex #2		AF Active	Trier	11	31,804	0	0	17	415,725	0	27	122.6	0	0	0
Bleidorn Family Housing		Army Active	Ansbach	2	13,680	0	0	25	661,068	0	34	152.0	1	11	17
Boeblingen Family Housing		Army Active	Boeblingen	3	13,883	0	0	22	517,037	1	22	121.5	0	1	78
Boeblingen Range		Army Active	Boeblingen	2	5,157	0	0	6	6,545	0	18	4.4	0	2	0
Boeblingen Training Area		Army Active	Boeblingen	9	9,353	0	0	34	32,846	0	1,419	28.5	0	1	5

* US Locations that do not meet criteria of at least ten (10) Acres AND at least \$10M PRV. US Territories and Non-US Locations that do not meet criteria of at least ten (10) Acres OR at least \$10M PRV.

DEPARTMENT OF DEFENSE
Base Structure Report - As of 30 Sept 2010

SITE	BRAC 2005	NAME NEAREST CITY	BUILDINGS						ACRES OWNED	TOTAL ACRES	PRV (\$M)	MIL	CIV	OTHER	
			OWNED		LEASED		OTHER								
			COUNT	SQFT	COUNT	SQFT	COUNT	SQFT							
Breitenau Skeet Range		Army Active	Garmisch	0	0	0	0	1	4,439	0	50	0.8	0	0	0
Breitenwald Training Area		Army Active	Landstuhl	6	6,634	0	0	2	1,045	0	127	2.4	0	1	1
Buechel AB		AF Active	Buechel	4	7,524	0	0	7	38,502	0	0	19.5	137	0	0
Cambrai Fritsch Kaserne		Army Active	Darmstadt	1	266	0	0	2	49,590	0	62	19.8	0	0	0
Campbell Barracks		Army Active	Heidelberg	22	56,137	0	0	30	955,223	0	42	330.4	1,644	828	483
Coleman Barracks		Army Active	Mannheim	79	276,050	0	0	140	1,600,373	0	583	651.8	1,258	72	290
Conn Barracks		Army Active	Schweinfurt	226	733,338	0	0	50	1,325,940	0	502	615.3	1,758	5	179
Crestview Hsg Area		Army Active	Wiesbaden	0	0	0	0	64	1,106,432	0	33	229.7	0	0	5
Daenner Kaserne		Army Active	Kaiserlautern	21	31,768	0	0	29	427,890	0	31	114.7	479	131	414
Darmstadt Training Center		Army Active	Darmstadt	15	59,965	0	0	5	43,897	0	125	38.3	25	59	101
Dexheim Missile Fac		Army Active	Dexheim	6	14,164	0	0	11	39,015	0	45	17.7	0	0	0
East Camp Grafenwoehr		Army Active	Hof	491	3,167,870	0	0	602	3,568,443	0	2,698	2,078.6	6,151	503	2,578
Echterdingen Airfield		Army Active	Stuttgart	11	23,013	0	0	16	161,661	0	54	64.2	63	22	52
Egelsbach Transmitter Fac		Army Active	Langen	1	2,299	0	0	5	6,762	0	76	4.6	0	0	0
Einsiedlerhof Maintenance Annex		AF Active	Einsiedlerhof	3	10,010	0	0	4	105,302	0	14	37.4	0	0	0
Einsiedlerhof Storage Annex		AF Active	Kaiserlautern	7	92,868	0	0	14	288,216	0	28	90.0	57	35	0
Einsiedlerkoepfe Training Annex		AF Active	Kaiserlautern	4	5,338	0	0	1	9,630	0	311	7.8	0	0	0
Finthen Airfield		Army Active	Mainz	19	11,179	0	0	1	855	0	107	5.2	0	0	0
Fintherlandstr Family Housing		Army Active	Mainz	0	0	0	0	18	190,855	0	9	39.4	0	0	0
Flynn FH & Training Areas		Army Active	Bamberg	92	248,907	0	0	62	1,392,967	0	2,619	392.8	0	114	3
Freihoelser Tng Area		Army Active	Amberg	11	11,422	0	0	0	0	0	339	10.4	0	0	0
Friedrichsfeld QM Service Ctr		Army Active	Mannheim	12	13,048	0	0	6	228,300	0	39	63.2	0	1	97
Funari Barracks		Army Active	Mannheim	10	35,547	0	0	15	308,748	0	27	100.9	119	80	70
Garmisch Family Housing		Army Active	Garmisch	5	2,448	0	0	20	345,004	0	83	85.2	0	17	11
Garmisch Golf Course		Army Active	Garmisch	8	8,141	0	0	1	3,321	0	72	6.9	0	0	0
Geilenkirchen AB		AF Active	Geilenkirchen	11	48,273	0	0	12	107,707	0	0	55.3	508	27	0
General Abrams Hotel And Disp		Army Active	Garmisch	0	0	0	0	11	217,831	0	11	62.9	0	0	0
Germersheim Army Depot		Army Active	Germersheim	123	1,444,010	0	0	23	467,196	0	454	531.1	22	137	455
Giessen General Depot		Army Active	Giessen	14	28,103	0	0	32	1,335,641	0	18	315.9	0	21	385
Grafenwoehr		Army Active	Grafenwoehr	0	0	1,523	4,577,539	0	0	0	167	810.0	16	0	0
Grafenwoehr Training Area		Army Active	Grafenwoehr	558	383,141	0	0	12	11,852	0	51,676	464.8	121	0	1
Gruenstadt AAFES Fac		Army Active	Gruenstadt	9	50,006	0	0	14	322,093	0	18	105.1	0	0	350
Hainerberg Housing and Shop Ctr		Army Active	Wiesbaden	24	126,338	0	0	93	2,338,364	0	165	562.6	0	245	480
Hammonds Barracks		Army Active	Seckenheim	1	229	0	0	9	254,771	0	17	78.1	0	0	57
Hausberg Ski Area		Army Active	Garmisch	2	8,461	0	0	0	0	17	30	1.1	0	0	0

* US Locations that do not meet criteria of at least ten (10) Acres AND at least \$10M PRV. US Territories and Non-US Locations that do not meet criteria of at least ten (10) Acres OR at least \$10M PRV.

DEPARTMENT OF DEFENSE
Base Structure Report - As of 30 Sept 2010

SITE	BRAC 2005	COMPONENT	NAME NEAREST CITY	BUILDINGS						ACRES OWNED	TOTAL ACRES	PRV (\$M)	MIL	CIV	OTHER
				OWNED		LEASED		OTHER							
				COUNT	SQFT	COUNT	SQFT	COUNT	SQFT						
Heidelberg Army Heliport		Army Active	Heidelberg	12	17,235	0	0	8	49,601	0	45	43.5	32	2	57
Heidelberg Community Sup Ctr		Army Active	Heidelberg	23	57,963	0	0	13	362,806	0	27	105.0	16	59	502
Heidelberg Golf Course		Army Active	Heidelberg	9	15,800	0	0	0	0	0	125	13.0	0	0	27
Heidelberg Hospital		Army Active	Heidelberg	10	3,375	0	0	24	515,664	0	23	240.4	634	255	157
Hill 365 Radio Relay Fac		Army Active	Kaiserlautern	4	814	0	0	1	3,948	0	17	2.5	0	0	0
Hochspeyer Ammo Storage Annex		AF Active	Kaiserlautern	31	56,578	0	0	5	14,443	0	88	33.9	0	0	0
Hohenfels		Army Active	Hohenfels	0	0	497	1,237,624	0	0	0	0	224.9	7	1	0
Hohenfels Training Area		Army Active	Hohenfels	651	1,532,997	1	151	365	1,810,829	0	40,023	1,302.1	2,521	356	1,373
Hoppstaedten Waterworks		Army Active	Baumholder	2	3,085	0	0	2	21,854	0	27	20.6	0	0	0
Husterhoeh Communication Site		AF Active	Pirmasens	2	1,085	0	0	6	17,029	0	185	5.1	0	0	0
Husterhoeh Kaserne		Army Active	Pirmasens	39	499,306	0	0	25	532,806	0	131	225.3	30	37	454
Illesheim Leased		Army Active	Illesheim	0	0	89	261,804	0	0	0	1	50.7	7	0	0
Kaiserslautern		Army Active	Kaiserslautern	1	44,485	0	0	0	0	0	472	19.4	167	75	0
Kaiserslautern Army Depot		Army Active	Kaiserslautern	94	705,565	0	0	59	924,701	0	606	399.2	6	95	889
Kaiserslautern Equip Spt Ctr		Army Active	Kaiserslautern	21	36,455	0	0	19	180,720	0	51	52.1	7	5	27
Kapaun Administration Annex		AF Active	Kaiserslautern	19	92,534	0	0	38	526,030	0	114	223.1	151	54	0
Kastel Housing Area		Army Active	Wiesbaden	7	16,663	0	0	11	372,832	0	28	99.0	0	10	33
Katterbach Kaserne		Army Active	Ansbach	49	200,443	0	0	100	2,531,360	0	439	801.5	1,246	158	281
Kefurt & Craig Village Family Housing		Army Active	Stuttgart	1	921	0	0	40	1,044,216	0	38	226.3	0	1	27
Kelley Barracks (GE44F)		Army Active	Stuttgart	31	120,212	0	0	25	743,916	6	72	259.3	800	613	596
Kilbourne Kaserne		Army Active	Heidelberg	8	10,576	0	0	17	87,076	0	13	33.1	0	63	59
Kitzingen		Army Active	Kitzingen	0	0	272	633,164	0	0	0	0	112.0	0	0	0
Kleber Kaserne		Army Active	Kaiserslautern	49	277,750	0	0	31	778,100	0	77	306.0	684	586	862
Kornwestheim Golf Course		Army Active	Kornwestheim	5	27,918	0	0	1	435	0	320	13.0	0	1	30
Lampertheim Training Area		Army Active	Lampertheim	4	722	0	0	1	516	0	4,192	28.4	0	0	0
Landstuhl FH Annex O3		AF Active	Landstuhl	24	113,330	0	0	11	369,725	0	44	133.9	0	0	0
Landstuhl Heliport		Army Active	Landstuhl	35	80,713	0	0	0	0	0	113	48.9	186	29	29
Landstuhl Hospital		Army Active	Landstuhl	74	234,014	0	0	74	1,549,665	0	165	811.5	1,408	493	519
Landstuhl Maintenance Site		AF Active	Landstuhl	38	141,136	0	0	3	8,883	0	25	43.5	0	0	0
Landstuhl Maintenance Site #2		AF Active	Landstuhl	8	31,910	0	0	5	15,142	0	7	19.8	0	0	0
Ledward Barracks		Army Active	Schweinfurt	149	250,090	0	0	52	1,402,764	0	161	501.2	1,724	172	723
Mainz		Army Active	Mainz	0	0	1	1,967	0	0	0	120	0.6	0	0	0
Mainz-Kastel Station		Army Active	Wiesbaden	9	26,639	0	0	29	764,831	0	58	191.8	184	212	337
Mannheim Class III Point		Army Active	Mannheim	6	13,396	0	0	6	14,125	0	28	21.6	0	0	0

* US Locations that do not meet criteria of at least ten (10) Acres AND at least \$10M PRV. US Territories and Non-US Locations that do not meet criteria of at least ten (10) Acres OR at least \$10M PRV.

DEPARTMENT OF DEFENSE
Base Structure Report - As of 30 Sept 2010

SITE	BRAC 2005	COMPONENT	NAME NEAREST CITY	BUILDINGS						ACRES OWNED	TOTAL ACRES	PRV (\$M)	MIL	CIV	OTHER
				OWNED		LEASED		OTHER							
				COUNT	SQFT	COUNT	SQFT	COUNT	SQFT						
Mark Twain Village Family Housing		Army Active	Heidelberg	9	35,147	0	0	61	1,681,532	0	61	429.7	168	311	250
McCully Barracks		Army Active	Wackernheim	24	250,324	0	0	38	359,604	0	74	188.4	0	15	20
Miesau Ammo Depot		Army Active	Miesau	108	833,934	0	0	497	1,537,026	0	2,326	715.1	433	99	366
Moehringen Family Housing		Army Active	Stuttgart	0	0	0	0	34	399,938	0	32	82.5	130	1	0
Nathan Hale Qm Area		Army Active	Darmstadt	18	58,407	0	0	27	369,185	0	39	103.2	18	0	0
Oberammergau NATO School		Army Active	Garmisch	3	1,827	0	0	4	43,010	0	0	13.0	212	22	390
Oberdachstetten Training Area		Army Active	Ansbach	21	26,361	0	0	73	251,095	0	884	90.6	0	0	0
Oberweis Annex		AF Active	Trier	12	9,913	0	0	34	128,124	0	108	50.3	0	0	0
Oftersheim Small Arms Range		Army Active	Heidelberg	5	3,707	0	0	3	9,551	0	35	7.2	0	3	3
Panzer Kaserne (GE642)		Army Active	Kaiserlautern	2	834	0	0	10	303,644	0	19	92.1	520	252	190
Panzer Kaserne (GE643)		Army Active	Stuttgart	20	101,353	0	0	39	1,266,861	2	90	384.6	1,259	234	752
Patch Barracks		Army Active	Stuttgart	34	334,051	0	0	41	1,218,746	1	110	474.7	2,836	912	1,118
Patrick Henry Village Family Housing		Army Active	Heidelberg	52	433,599	0	0	192	2,951,233	0	250	821.2	19	276	704
Patton Barracks		Army Active	Heidelberg	27	80,329	0	0	27	659,033	0	37	209.7	764	214	414
Pfeffelbach Waterworks		Army Active	Pfeffelbach	1	78	0	0	2	16,896	0	58	17.8	0	0	0
Pruem AS		AF Active	Trier	4	10,728	0	0	0	0	0	18	6.0	0	0	0
Pulaski Barracks		Army Active	Kaiserlautern	34	67,353	0	0	35	214,114	0	131	93.4	95	69	196
Ramstein AB		AF Active	Ramstein	465	4,357,347	0	0	348	5,439,776	0	3,102	3,512.9	7,991	1,057	0
Ramstein Storage Annex		AF Active	Weilerbach	11	184,951	0	0	3	48,076	0	85	42.0	0	0	0
Rheinblick Rec Annex		Army Active	Wiesbaden	3	13,792	0	0	2	14,052	0	175	12.6	0	0	36
Rhine Ordnance Barracks		Army Active	Kaiserlautern	108	449,718	0	0	872	1,964,810	0	3,037	785.1	848	56	335
Robinson Barracks		Army Active	Stuttgart	4	86,810	0	0	4	19,180	1	24	28.6	1	20	42
Robinson-Grenadier Family Housing		Army Active	Stuttgart	2	515	0	0	52	1,396,782	0	124	308.7	0	0	47
Rottershausen Ammo Stor Area		Army Active	Schweinfurt	5	9,520	0	0	25	47,775	0	186	11.4	0	0	0
Sambach AFN Fac		Army Active	Sembach	0	0	0	0	3	1,999	0	10	0.9	0	0	0
Schweinfurt		Army Active	Schweinfurt	0	0	107	664,321	0	0	0	0	125.2	18	1	0
Schweinfurt Training Areas		Army Active	Schweinfurt	83	79,047	0	0	6	12,606	0	10,803	39.5	57	6	17
Schwetzingen Training Area		Army Active	Schwetzingen	1	343	0	0	0	0	0	277	1.0	0	0	0
Sembach Admin Annex (Wing HQ)		AF Active	Sembach	47	562,587	0	0	81	1,772,784	0	279	653.3	337	51	0
Sheridan Barracks		Army Active	Garmisch	3	301,799	0	0	11	401,133	0	29	179.0	94	129	582
Shipton Kaserne		Army Active	Ansbach	21	17,349	0	0	21	246,330	0	388	96.9	768	0	9
Siegenburg Air Range		AF Active	Landshut	3	2,730	0	0	5	7,706	0	681	5.9	0	1	0
Smith Barracks		Army Active	Baumholder	182	640,837	0	0	201	3,156,667	0	1,018	1,210.0	4,341	195	763

* US Locations that do not meet criteria of at least ten (10) Acres AND at least \$10M PRV. US Territories and Non-US Locations that do not meet criteria of at least ten (10) Acres OR at least \$10M PRV.

DEPARTMENT OF DEFENSE
Base Structure Report - As of 30 Sept 2010

SITE	BRAC 2005	COMPONENT	NAME NEAREST CITY	BUILDINGS						ACRES OWNED	TOTAL ACRES	PRV (\$M)	MIL	CIV	OTHER
				OWNED		LEASED		OTHER							
				COUNT	SQFT	COUNT	SQFT	COUNT	SQFT						
South Camp Vilseck		Army Active	Vilseck	881	4,468,442	0	0	138	1,338,284	0	2,193	1,576.5	4,997	461	1,168
Spangdahlem AB		AF Active	Spangdahlem	333	1,832,072	0	0	205	1,926,453	0	1,619	1,819.7	4,075	241	0
Spangdahlem Waste Annex		AF Active	Spangdahlem	2	2,586	0	0	2	4,105	0	3	35.4	0	0	0
Speicher FH Annex		AF Active	Trier	0	0	102	234,681	0	0	0	12	47.3	0	0	0
Spinelli Barracks		Army Active	Mannheim	34	21,525	0	0	71	1,503,810	0	198	359.2	61	34	284
Steuben & Weicht Vil Family Housing		Army Active	Stuttgart	2	782	0	0	54	555,685	0	48	118.6	0	1	0
Storck Barracks		Army Active	Illesheim	33	60,892	0	0	96	1,877,309	0	442	591.6	965	94	198
Stuttgart Dependent School		Army Active	Stuttgart	1	301	0	0	4	167,796	0	11	48.8	0	65	21
Sullivan Barracks		Army Active	Mannheim	26	219,817	0	0	50	931,466	0	111	323.3	762	97	393
Sulzheim Training Area		Army Active	Schweinfurt	1	182	0	0	1	190	0	145	9.7	0	0	0
Taylor Barracks		Army Active	Mannheim	72	202,308	0	0	26	654,567	0	113	257.9	32	78	236
Tompkins Barracks		Army Active	Schwetzingen	28	64,396	0	0	31	594,076	0	88	212.1	388	54	97
Vilseck		Army Active	Vilseck	0	0	134	671,352	0	0	0	31	126.7	64	1	0
Vogelweh FH Annex		AF Active	Kaiserlautern	182	970,807	0	0	87	2,894,264	0	634	910.9	0	0	0
Wackernhm-Schwabenwaeldchen TA		Army Active	Wackernheim	4	2,000	0	0	7	3,886	0	23	3.2	0	0	0
Warner Barracks		Army Active	Bamberg	178	295,632	0	0	121	2,582,461	0	209	857.7	3,189	353	778
Warner Barracks Family Housing		Army Active	Bamberg	4	746	0	0	13	337,013	0	13	74.7	0	0	0
Weilimdorf Warehouse		Army Active	Stuttgart	0	0	0	0	2	61,758	0	4	11.3	0	0	1
Weisskirchen AFN Trans Fac		Army Active	Weisskirchen	0	0	0	0	6	13,519	0	18	35.9	0	0	0
Wetzel Family Housing		Army Active	Baumholder	7	31,098	0	0	35	1,230,185	0	132	271.8	0	46	4
Wetzel Kaserne		Army Active	Baumholder	15	94,062	0	0	8	99,786	0	215	68.7	0	48	66
Wiesbaden Army Airfield		Army Active	Wiesbaden	56	338,953	0	0	115	2,052,501	0	638	779.8	2,781	604	1,235
Wiesbaden Small Arms Range		Army Active	Wiesbaden	4	6,758	0	0	7	8,398	0	26	6.0	0	0	0
* OTHER SITE(S) : 47				30	116,413	28	91,719	51	234,837	2	106	155.7	1,630	101	44
Germany Total:				6,633	30,084,190	2,949	9,086,013	6,892	92,287,892	32	142,819	38,174.8	62,427	13,238	25,380

Greece

NATO Ordnance Area		Navy Active	Soudha Bay	0	0	0	0	15	68,700	0	0	23.2	0	0	0
NSA Souda Bay		Navy Active	Soudha Bay	46	463,742	0	0	0	0	0	101	213.4	357	49	0
NSA Souda Bay Marathi Pier Area		Navy Active	Soudha Bay	9	15,085	0	0	0	0	0	0	13.3	0	0	0
NSA Souda Bay NAMFI Compound		Navy Active	Soudha Bay	8	38,754	0	0	0	0	0	0	12.0	0	0	0
* OTHER SITE(S) : 2				6	24,080	1	4,250	6	25,433	0	0	11.2	0	0	0

* US Locations that do not meet criteria of at least ten (10) Acres AND at least \$10M PRV. US Territories and Non-US Locations that do not meet criteria of at least ten (10) Acres OR at least \$10M PRV.

DEPARTMENT OF DEFENSE
Base Structure Report - As of 30 Sept 2010

SITE	BRAC 2005	COMPONENT	NAME NEAREST CITY	BUILDINGS						ACRES OWNED	TOTAL ACRES	PRV (\$M)	MIL	CIV	OTHER
				OWNED		LEASED		OTHER							
				COUNT	SQFT	COUNT	SQFT	COUNT	SQFT						
Greece Total:				69	541,661	1	4,250	21	94,133	0	101	273.1	357	49	0
Greenland															
Thule AB		AF Active	Thule	232	2,471,508	0	0	0	0	233,034	233,034	2,909.8	132	2	0
Greenland Total:				232	2,471,508	0	0	0	0	233,034	233,034	2,909.8	132	2	0
Hong Kong															
* OTHER SITE(S) : 1				0	0	1	14,693	0	0	0	0	7.1	0	0	0
Hong Kong Total:				0	0	1	14,693	0	0	0	0	7.1	0	0	0
Iceland															
Grindavik, Iceland		Navy Active	Grindavik	7	18,421	0	0	0	0	0	1,049	18.9	0	0	0
Iceland Total:				7	18,421	0	0	0	0	0	1,049	18.9	0	0	0
Indonesia															
Naval Medical Research Unit Two Djakartaid		Navy Active	Jakarta, Java	0	0	0	0	4	55,141	0	0	24.3	90	0	0
Indonesia Total:				0	0	0	0	4	55,141	0	0	24.3	90	0	0
Italy															
Augusta Bay		Navy Active	Catania	6	57,765	0	0	0	0	0	0	39.1	0	0	0
Aviano AB		AF Active	Aviano	99	751,439	0	0	98	1,589,720	0	1,200	1,298.0	3,665	188	392
Aviano Administration Annex Group HQ		AF Active	Aviano	3	4,630	0	0	5	40,931	0	8	16.5	0	0	0
Aviano Ammunition Storage Annex		AF Active	Aviano	2	3,450	0	0	34	96,655	0	47	42.1	0	0	0
Aviano Bachelor Housing Annex #1		AF Active	Aviano	15	143,539	2	46,140	6	481,935	0	38	294.0	0	0	0
Aviano Bachelor Housing Annex #2		AF Active	Aviano	6	217,020	0	0	9	82,950	0	13	106.8	0	0	0
Aviano FH Annex #5		AF Active	Aviano	0	0	74	152,274	0	0	0	0	34.7	0	0	0
Aviano FH Site		AF Active	Aviano	0	0	20	54,509	0	0	0	1	12.4	0	0	0
Aviano Maintenance Annex		AF Active	Aviano	6	4,653	0	0	7	110,511	0	7	34.9	0	0	0
Aviano Storage Annex		AF Active	Aviano	0	0	2	103,661	0	0	0	6	17.9	0	0	0
Camp Darby		Army Active	Tirrenia	143	623,717	0	0	1	25,269	0	159	309.4	373	114	501
Camp Ederle		Army Active	Vicenza	208	1,407,923	12	101,481	38	412,760	0	147	882.2	2,727	713	1,329
Capodichino		Navy Active	Naples	59	1,275,972	0	0	2	89,685	0	57	544.2	0	0	0
Carney Park		Navy Active	Naples	21	20,516	3	10,314	0	0	0	53	24.2	0	0	0

* US Locations that do not meet criteria of at least ten (10) Acres AND at least \$10M PRV. US Territories and Non-US Locations that do not meet criteria of at least ten (10) Acres OR at least \$10M PRV.

DEPARTMENT OF DEFENSE
Base Structure Report - As of 30 Sept 2010

SITE	BRAC 2005	COMPONENT	NAME NEAREST CITY	BUILDINGS						ACRES OWNED	TOTAL ACRES	PRV (\$M)	MIL	CIV	OTHER
				OWNED		LEASED		OTHER							
				COUNT	SQFT	COUNT	SQFT	COUNT	SQFT						
Dal Molin Airfield		Army Active	Vicenza	0	0	0	0	9	233,488	0	153	80.4	4	74	28
Fontanafredda FH Site		AF Active	Pordenone	0	0	55	294,220	0	0	0	1	69.1	0	0	0
Gaeta		Navy Active	Gaeta	0	0	2	5,226	4	10,200	0	10	7.9	84	0	0
Gheddi Radio Relay Site		AF Active	Brescia	12	29,684	0	0	4	27,369	0	1	22.6	135	0	3
Lago Patria		Navy Active	Naples	8	14,135	0	0	1	6,486	0	3	13.8	0	0	0
Livorno		Army Active	Livorno	0	0	33	165,442	0	0	0	0	42.3	0	0	0
Livorno Supply and Maint Area		Army Active	Livorno	127	1,239,658	0	0	0	0	0	277	372.5	24	53	246
Livorno Training Area		Army Active	Livorno	5	5,727	0	0	0	0	0	50	6.7	0	0	0
Longare Communications Site		Army Active	Vicenza	6	7,741	0	0	19	72,122	0	52	46.6	143	38	3
Maniago FH Site		AF Active	Maniago	0	0	19	168,008	0	0	0	1	39.4	0	0	0
NAS 1 Support Area		Navy Active	Catania	42	1,076,732	1	67,800	0	0	0	10	406.8	0	0	0
NAS Pensacola Transmitter Site		Navy Active	Sigonella Sicily	5	28,585	0	0	0	0	0	0	15.7	0	0	0
NAS Sigonella		Navy Active	Sigonella Sicily	109	1,625,370	0	0	5	30,503	0	315	768.7	1,338	241	681
NAS Sigonella Belpasso Hsg		Navy Active	Catania	1	11,646	148	958,707	0	0	0	103	228.9	0	0	0
NAS Sigonella Mineo Housing		Navy Active	Sigonella Sicily	0	0	112	757,906	0	0	0	62	186.8	0	0	0
NATO Ordnance Facility		Navy Active	Sigonella Sicily	27	84,226	0	0	0	0	0	172	37.0	0	0	0
NSA Naples Support Site		Navy Active	Naples	2	200,349	162	3,344,455	0	0	0	228	1,049.7	0	0	0
NSA Naples Various Location Housing		Navy Active	Naples	0	0	9	370,078	0	0	0	0	90.3	0	0	0
Pisa Ammo Storage Area		Army Active	Pisa	219	513,661	0	0	0	0	0	2,093	240.2	0	0	2
Pordenone FH Site		AF Active	Pordenone	0	0	12	141,646	0	0	0	1	33.2	0	0	0
Roveredo Storage Annex		AF Active	Roveredo	0	0	16	96,027	0	0	0	3	22.5	0	0	0
San Vito Dei Normanni AS		AF Active	San Vito Normanni	2	3,980	0	0	0	0	0	25	3.3	0	0	0
Sedrano FH Site		AF Active	Cordenons	0	0	10	88,816	0	0	0	1	20.8	0	0	0
Vicenza		Army Active	Vicenza	2	3,973	110	960,999	3	9,902	0	5	252.8	0	1	0
Vicenza Basic Load Storage Area		Army Active	Vicenza	15	28,676	0	0	0	0	0	34	15.7	0	6	0
Vicenza Family Housing		Army Active	Vicenza	217	417,487	0	0	1	2,793	0	82	123.9	0	0	4
* OTHER SITE(S) : 20				28	37,047	5	24,852	9	33,552	0	35	44.1	0	0	0
Italy Total:				1,395	9,839,301	807	7,912,561	255	3,356,831	0	5,453	7,898.2	8,493	1,428	3,189
Japan															
Akasaka Press Center		Army Active	Tokyo	2	160	0	0	5	162,032	0	8	53.9	23	43	226
Akasaki POL Dep-5032		Navy Active	Sasebo	43	109,744	0	0	40	184,329	0	182	458.0	0	0	0
Akizuki Ammunition Depot		Army Active	Akizuki	14	6,719	0	0	52	420,455	0	138	195.6	0	3	130

* US Locations that do not meet criteria of at least ten (10) Acres AND at least \$10M PRV. US Territories and Non-US Locations that do not meet criteria of at least ten (10) Acres OR at least \$10M PRV.

DEPARTMENT OF DEFENSE
Base Structure Report - As of 30 Sept 2010

SITE	BRAC 2005	COMPONENT	NAME NEAREST CITY	BUILDINGS						ACRES OWNED	TOTAL ACRES	PRV (\$M)	MIL	CIV	OTHER
				OWNED		LEASED		OTHER							
				COUNT	SQFT	COUNT	SQFT	COUNT	SQFT						
Awase		Navy Active	Kadena Air Base Okinawa	5	12,590	0	0	0	0	0	117	19.3	0	0	0
Azuma - 3090		Navy Active	Yokosuka	43	51,995	0	0	33	114,484	0	201	507.9	0	0	0
Camp Courtney FH Annex		AF Active	Camp Courtney Okinawa N	82	1,130,839	0	0	0	0	65	65	292.7	0	0	0
Camp Courtney-6029		MC Active	Tengan	84	307,056	0	0	129	1,775,175	0	330	745.1	3,226	3	0
Camp Foster FH Annex		AF Active	Camp Foster Okinawa	1,013	3,220,528	0	0	0	0	453	453	877.9	0	0	0
Camp Foster-6044		MC Active	Zukeran	1,408	3,430,145	0	0	337	5,103,155	0	1,470	2,956.1	1,929	3,088	0
Camp Fuji Japan-3127		MC Active	Camp Fuji	42	72,308	0	0	44	542,500	0	33,381	286.3	0	7	3
Camp Gonsalves		MC Active	Henoko Okinawa	22	17,881	0	0	2	27,516	0	19,355	21.3	0	0	0
Camp Hansen-6011		MC Active	Onna Okinawa	136	634,401	0	0	153	2,895,473	0	12,646	1,397.6	0	0	0
Camp Kinser		AF Active	Makiminato Okinawa	43	2,266,385	0	0	0	0	135	135	620.1	0	0	0
Camp Kinser-6056		MC Active	Makiminato Okinawa	154	3,350,555	0	0	119	3,350,368	0	675	2,060.8	4,886	0	0
Camp Kuwae FH Annex		AF Active	Chatan Okinawa	158	577,533	0	0	0	0	70	70	150.1	0	0	0
Camp Lester - 6043		MC Active	Chatan Okinawa	163	645,761	0	0	74	526,814	0	166	503.2	0	0	0
Camp McTureous - 6031		MC Active	Tengan	7	89,207	0	0	90	734,570	0	93	296.1	0	0	0
Camp McTureous FH Annex		AF Active	Camp Courtney Okinawa N	80	678,732	0	0	0	0	64	64	173.2	0	0	0
Camp Schwab-6009		MC Active	Henoko Okinawa	133	450,985	0	0	53	1,462,952	0	5,395	776.9	1,231	0	0
Camp Shields FH Annex		AF Active	Camp Shields-Okinawa	6	6,968	0	0	89	478,684	89	89	147.9	0	0	0
Camp Shields-6032		Navy Active	Camp Shields-Okinawa	33	149,624	0	0	19	360,486	0	88	204.0	0	0	0
Camp Zama		Army Active	Sagamihara	135	570,225	0	0	211	2,375,123	0	578	1,238.2	719	811	2,152
Camp Zama Communications Station		AF Active	Zama	0	0	0	0	4	13,721	0	1	10.7	0	0	0
Chitose Administration Annex		AF Active	Chitose	13	57,830	0	0	0	0	0	1,067	39.2	0	0	0
COMFLEACT Kadena Okinawa		Navy Active	Kadena Air Base Okinawa	115	720,544	0	0	1	25,546	0	120	297.4	1,576	218	301
COMFLEACT Sasebo JA		Navy Active	Sasebo	57	142,186	0	0	157	1,944,600	0	7,715	954.0	577	125	674
COMFLEACT Yokosuka		Navy Active	Yokosuka	567	705,789	0	0	548	10,487,369	0	2,661	5,066.0	2,412	838	5,537
Draughon Training Range		AF Active	Misawa Afb	3	4,644	0	0	7	13,709	0	1,889	17.1	0	0	0
Drydock Area-5030		Navy Active	Sasebo	1	506	0	0	12	19,893	0	0	154.5	0	0	0
Gimbaru Training Area - 6017		MC Active	Onna Okinawa	2	1,968	0	0	1	190	0	148	1.8	0	0	0
Hachinohe POL Dep-2006		Navy Active	Hachinohe	15	7,128	0	0	12	10,252	0	44	173.2	10	0	0
Hario Housing Area-5119		Navy Active	Sasebo	30	15,457	0	0	78	1,194,764	0	77	390.4	0	0	0
Hario Shima Ammo-5050		Navy Active	Sasebo	28	45,583	0	0	15	62,992	0	486	106.7	0	0	0
Hiro Ammunition Depot		Army Active	Kure	6	7,945	0	0	10	113,355	0	88	50.2	0	0	29

* US Locations that do not meet criteria of at least ten (10) Acres AND at least \$10M PRV. US Territories and Non-US Locations that do not meet criteria of at least ten (10) Acres OR at least \$10M PRV.

DEPARTMENT OF DEFENSE
Base Structure Report - As of 30 Sept 2010

SITE	BRAC 2005	COMPONENT	NAME NEAREST CITY	BUILDINGS						ACRES OWNED	TOTAL ACRES	PRV (\$M)	MIL	CIV	OTHER
				OWNED		LEASED		OTHER							
				COUNT	SQFT	COUNT	SQFT	COUNT	SQFT						
Idesuna Jima Air Range		AF Active	Okinawa Island	0	0	0	0	0	0	61	61	0.0	0	0	0
Ie Jima Aux Airfield		MC Active	Henoko Okinawa	11	26,056	0	0	5	9,729	0	1,980	24.4	0	0	0
Ikego Housing Area-3087		Navy Active	Ikego	37	43,338	0	0	134	2,184,832	0	707	756.8	0	0	0
Iorizaki POL Dep-5036		Navy Active	Sasebo	3	86	0	0	4	7,744	0	56	167.9	0	0	0
Itazuke Auxiliary Airfield		AF Active	Fukuoka	0	0	0	0	1	30,873	0	6	17.6	0	0	0
Iwo Jima-3181		Navy Active	Iwo Jima	0	0	0	0	46	331,070	0	242	331.1	0	0	0
Kachin Hanto Area		Army Active	Gushikawa	5	2,329	0	0	6	9,767	0	32	77.7	0	0	0
Kadena AB		AF Active	Kadena Air Base Okinawa	1,450	5,474,613	0	0	757	7,989,060	4,907	4,907	5,708.2	6,800	546	0
Kadena Ammo Storage Annex		AF Active	Kadena Air Base Okinawa	359	1,784,820	0	0	85	591,251	6,077	6,077	1,034.2	0	0	0
Kami Seya-3096		Navy Active	Kami Seya	103	320,921	0	0	13	137,004	0	586	192.7	0	21	98
Kawakami Ammunition Depot		Army Active	Higashi-Hiroshima	69	128,662	0	0	49	230,275	0	644	172.7	0	3	138
Kin Blue Beach - 6020		MC Active	Onna Okinawa	0	0	0	0	0	0	0	94	1.6	0	0	0
Kisarazu-JGSDF-3033		Navy Active	Kisarazu	12	23,095	0	0	33	341,456	0	514	280.4	0	0	0
Kobi Sho Range-6084		Navy Active	Okinawa Island	0	0	0	0	0	0	0	216	0.0	0	0	0
Koshiba POL Dep-3113		Navy Active	Yokohama	0	0	0	0	0	0	0	103	0.0	0	0	0
Kure Pier 6		Army Active	Kure	8	4,047	0	0	9	61,898	0	4	32.3	23	5	78
Maebata - 5033		Navy Active	Sasebo	36	59,679	0	0	43	288,076	0	143	162.2	0	0	0
MCAS Futenma		MC Active	Futemma Okinawa	216	1,086,869	0	0	51	867,722	0	1,187	926.6	3,959	71	17
MCAS Iwakuni		MC Active	Iwakuni	207	844,404	0	0	288	4,348,707	0	6,731	2,294.4	2,141	977	0
MCB Camp S D Butler ASP 2-6022		MC Active	Koza	5	8,000	0	0	3	21,055	0	490	15.6	0	0	0
Misawa AB		AF Active	Misawa Afb	226	1,236,292	0	0	580	7,752,103	0	3,864	4,567.9	3,015	174	0
Momote Annex		AF Active	Waco City	0	0	0	0	3	2,976	0	30	3.5	0	0	0
NAF Atsugi		Navy Active	Atsugi	318	713,340	0	0	278	3,817,124	0	1,236	1,901.6	819	166	311
NAF Misawa JA		Navy Active	Misawa Afb	71	908,336	0	0	6	3,048	26	26	357.0	963	3	42
Nagasaka Rifle Range		Navy Active	Yokosuka	0	0	0	0	0	0	0	24	0.0	0	0	0
Naha Port		Army Active	Naha Okinawa	38	346,046	0	0	3	14,425	0	139	239.9	15	13	112
Negishi Dh Area-3066		Navy Active	Yokohama	43	32,407	0	0	238	726,906	0	109	304.4	0	0	0
Okidaito Jima Rng-6088		Navy Active	Okinawa Island	0	0	0	0	0	0	0	283	0.0	0	0	0
Okuma Recreation Annex		AF Active	Okuma Okinawa	44	65,964	0	0	2	14,068	135	135	46.7	9	0	0
Owada Communications Station		AF Active	Owada	0	0	0	0	1	21,152	0	328	19.8	0	0	0
POL Facilities		Army Active	Chatan Okinawa	34	30,460	0	0	27	28,972	0	399	489.9	4	0	107
Sagami General Depot		Army Active	Sagamihara	136	86,187	0	0	136	3,059,481	0	528	935.9	116	85	637
Sagamihara FH Area		Army Active	Sagamihara	420	112,474	0	0	232	931,632	0	149	355.2	5	72	130

* US Locations that do not meet criteria of at least ten (10) Acres AND at least \$10M PRV. US Territories and Non-US Locations that do not meet criteria of at least ten (10) Acres OR at least \$10M PRV.

DEPARTMENT OF DEFENSE
Base Structure Report - As of 30 Sept 2010

SITE	BRAC 2005	COMPONENT	NAME NEAREST CITY	BUILDINGS						ACRES OWNED	TOTAL ACRES	PRV (\$M)	MIL	CIV	OTHER
				OWNED		LEASED		OTHER							
				COUNT	SQFT	COUNT	SQFT	COUNT	SQFT						
Sakibe - 5118		Navy Active	Sasebo	7	21,291	0	0	1	8,061	0	31	14.5	0	0	0
Sanno Hotel Tokyo-3185		Navy Active	Tokyo	2	783	0	0	1	203,405	0	1	71.3	0	0	12
Sekibi Sho Range-6085		Navy Active	Okinawa Island	0	0	0	0	0	0	0	10	0.0	0	0	0
Shariki Communication Site		Army Active	Zama	1	3,100	0	0	0	0	0	33	4.0	3	0	1
Tama Service Annex		AF Active	Tana	12	11,132	0	0	39	103,178	0	483	62.3	0	0	0
Tengan Pier-6028		Navy Active	Tengan	4	5,612	0	0	0	0	0	7	53.6	0	0	0
Tokorozawa Transmitter Site		AF Active	Tokorosana	7	59,913	0	0	0	0	0	320	105.9	0	0	0
Tori Shima Air Range		AF Active	Okinawa Island	0	0	0	0	0	0	10	10	0.0	0	0	0
Torii Station		Army Active	Sobe Okinawa	101	463,416	0	0	148	959,841	0	991	598.6	700	137	535
Totsuka-NCTS-3097		Navy Active	Totsuka	25	19,074	0	0	11	52,356	0	190	60.5	0	0	0
Tsurumi POL Dep-3144		Navy Active	Yokohama	36	15,512	0	0	26	68,952	0	46	205.0	0	0	0
Ulibaru		MC Active	White Beach Nav Inst	0	0	0	0	0	0	0	62	0.0	0	0	0
Urago Ordinance-3117		Navy Active	Yokosuka	16	19,579	0	0	31	183,854	0	47	126.9	0	0	0
White Beach		Navy Active	White Beach Nav Inst	56	110,085	0	0	10	141,647	0	290	177.7	0	0	0
Yokohama No Dock-3067		Navy Active	Yokohama	7	76,095	0	0	12	270,393	7	20	116.0	0	0	0
Yokohama North Dock		Army Active	Yokohama	16	12,437	0	0	66	577,587	0	121	340.9	15	45	241
Yokose POL Dep-5039		Navy Active	Sasebo	9	2,095	0	0	5	6,673	0	152	337.6	0	0	0
Yokota AB		AF Active	Yokota Afb	136	639,414	0	0	631	9,401,900	0	1,750	4,479.2	2,904	261	0
* OTHER SITE(S) : 24				22	44,560	0	0	19	49,070	11	39	47.0	2,121	109	0
Japan Total:				8,951	34,332,444	0	0	6,328	80,249,830	12,110	126,628	49,462.8	40,201	7,824	11,511
Kenya															
Kenya		MC Active	Mombasa	4	15,578	0	0	0	0	0	0	14.2	0	0	0
NSA Bahrain - Kenya		Navy Active	Mombasa	5	7,520	0	0	0	0	0	0	29.4	0	0	0
Kenya Total:				9	23,098	0	0	0	0	0	0	43.6	0	0	0
Kuwait															
* OTHER SITE(S) : 1				0	0	0	0	3	19,363	0	0	3.6	24	1	1
Kuwait Total:				0	0	0	0	3	19,363	0	0	3.6	24	1	1
Marshall Islands															
US Army Kwajalein Atoll		Army Active	Majuro Atoll	689	3,150,849	0	0	0	0	0	1,361	2,630.0	22	56	2,222
Marshall Islands Total:				689	3,150,849	0	0	0	0	0	1,361	2,630.0	22	56	2,222
Netherlands															

* US Locations that do not meet criteria of at least ten (10) Acres AND at least \$10M PRV. US Territories and Non-US Locations that do not meet criteria of at least ten (10) Acres OR at least \$10M PRV.

DEPARTMENT OF DEFENSE
Base Structure Report - As of 30 Sept 2010

SITE	BRAC 2005	COMPONENT	NAME NEAREST CITY	BUILDINGS						ACRES OWNED	TOTAL ACRES	PRV (\$M)	MIL	CIV	OTHER
				OWNED		LEASED		OTHER							
				COUNT	SQFT	COUNT	SQFT	COUNT	SQFT						
Hendrik Mine		Army Active	Brunssum	1	2,152	0	0	12	650,631	0	0	116.9	412	158	49
Rotterdam Admin Facility		Army Active	Rotterdam	0	0	2	81,877	0	0	0	2	21.1	111	66	120
Schinnen		Army Active	Schinnen	0	0	153	270,682	0	0	0	0	54.3	0	0	0
Schinnen Emma Mine		Army Active	Schinnen	37	98,228	14	143,150	0	0	0	24	67.3	58	105	281
* OTHER SITE(S) : 4				3	3,562	14	21,326	0	0	0	0	5.7	135	2	0
Netherlands Total:				41	103,942	183	517,035	12	650,631	0	26	265.3	716	331	450
<u>Netherlands Antilles</u>															
Davis-Monthan AFB (Curacao)		AF Active	Curacao	13	87,534	0	0	0	0	0	42	75.2	11	1	0
Netherlands Antilles Total:				13	87,534	0	0	0	0	0	42	75.2	11	1	0
<u>Norway</u>															
* OTHER SITE(S) : 3				1	4,550	2	4,156	2	21,836	0	0	9.6	3	0	0
Norway Total:				1	4,550	2	4,156	2	21,836	0	0	9.6	3	0	0
<u>Oman</u>															
Masirah Island Mpt Site 1		AF Active	Unknown	0	0	0	0	0	0	0	3,000	0.0	0	0	0
NSA Bahrain - Masirah Island		Navy Active	Sur Masirah	8	32,927	0	0	0	0	0	0	11.1	0	0	0
SEEB MPT Site 1		AF Active	Unknown	1	21,744	0	0	21	243,344	0	3,000	112.9	0	0	0
Thumrait MAP		AF Active	Salalah	0	0	0	0	0	0	0	3,000	0.0	1	0	0
Oman Total:				9	54,671	0	0	21	243,344	0	9,000	124.0	1	0	0
<u>Peru</u>															
Naval Medical Research Center Det Lima Peru		Navy Active	Lima	2	32,889	0	0	0	0	0	0	12.1	0	0	0
* OTHER SITE(S) : 1				2	5,445	0	0	1	235	0	0	2.0	0	0	0
Peru Total:				4	38,334	0	0	1	235	0	0	14.0	0	0	0
<u>Portugal</u>															
Agualva Munitions Storage Annex		AF Active	Lajesfield	20	17,185	0	0	0	0	0	68	7.9	0	0	0
Caldeira Ammunition Storage Area		AF Active	Lajesfield	2	6,295	0	0	0	0	0	29	3.1	0	0	0
Cinco Picos Globecom Annex		AF Active	Lajesfield	2	2,567	0	0	0	0	0	159	3.2	0	0	0
Covadascinzas Petroleum Products Stg Annex		AF Active	Lajesfield	0	0	0	0	0	0	0	41	40.7	0	0	0
Lajes Field		AF Active	Lajesfield	375	2,644,187	0	0	0	0	0	973	1,065.8	622	80	581

* US Locations that do not meet criteria of at least ten (10) Acres AND at least \$10M PRV. US Territories and Non-US Locations that do not meet criteria of at least ten (10) Acres OR at least \$10M PRV.

DEPARTMENT OF DEFENSE
Base Structure Report - As of 30 Sept 2010

SITE	BRAC 2005	COMPONENT	NAME NEAREST CITY	BUILDINGS						ACRES OWNED	TOTAL ACRES	PRV (\$M)	MIL	CIV	OTHER
				OWNED		LEASED		OTHER							
				COUNT	SQFT	COUNT	SQFT	COUNT	SQFT						
Praia Da Victoria Dock Annex		AF Active	Lajesfield	13	19,696	0	0	0	0	0	4	29.8	0	0	0
Praia Da Victoria Fuel Storage Annex		AF Active	Lajesfield	12	4,916	0	0	0	0	0	53	153.9	0	0	0
Villa Nova Globecom Annex		AF Active	Lajesfield	1	1,748	0	0	0	0	0	99	1.5	0	0	0
* OTHER SITE(S) : 13				15	4,799	0	0	2	1,832	0	19	9.6	25	0	0
Portugal Total:				440	2,701,393	0	0	2	1,832	0	1,445	1,315.3	647	80	581
Saint Helena															
Ascension Auxiliary Airfield		AF Active	Ascension Island	113	346,320	0	0	0	0	0	3,463	704.0	0	0	0
Saint Helena Total:				113	346,320	0	0	0	0	0	3,463	704.0	0	0	0
Singapore															
Singapore Area Coordinator		Navy Active	Singapore	0	0	93	543,660	73	457,874	0	0	342.4	18	0	0
* OTHER SITE(S) : 1				0	0	0	0	1	190	0	0	0.1	0	27	18
Singapore Total:				0	0	93	543,660	74	458,064	0	0	342.5	18	27	18
South Korea															
Bayonet Training Area		Army Active	Tong Du Chon	0	0	0	0	0	0	0	248	0.0	0	0	0
Camp Ames		Army Active	Camp Ames	9	19,158	0	0	0	0	0	20	5.8	0	0	0
Camp Carroll		Army Active	Waegwan	254	2,462,234	0	0	48	1,016,701	0	495	921.4	1,714	180	1,939
Camp Carroll		Navy Active	Yechon	0	0	0	0	1	75,200	0	0	11.8	0	0	0
Camp Casey		Army Active	Camp Casey	574	4,070,214	0	0	2	9,468	2	2,830	1,341.1	5,681	54	1,940
Camp Castle		Army Active	Tong Du Chon	47	328,918	0	0	0	0	1	51	113.0	340	3	58
Camp Eagle		Army Active	Wonju	53	443,236	0	0	0	0	0	113	166.8	0	0	13
Camp Henry		Army Active	Taegu	98	507,096	149	237,137	34	206,993	1	59	263.1	668	360	1,183
Camp Henry (Brooklyn Hill)		Army Active	Yongsan	9	3,121	0	0	0	0	0	34	2.5	0	0	0
Camp Henry (Dartboard Site)		Army Active	Taegu	2	1,672	0	0	0	0	0	10	1.9	0	0	0
Camp Henry (Pier #8)		Army Active	Pusan	4	7,759	0	0	6	94,582	0	11	52.7	23	13	64
Camp Hialeah		Army Active	Pusan	302	892,251	0	0	24	53,561	1	133	526.3	0	0	0
Camp Hovey		Army Active	Camp Hovey	226	1,611,204	0	0	1	25,696	0	3,473	498.8	822	34	113
Camp Humphreys		Army Active	Camp Humphreys	489	5,379,705	0	0	5	7,578	0	2,142	1,801.6	4,880	258	2,293
Camp Humphreys (High Point)		Army Active	Chechon	3	2,122	0	0	0	0	0	11	1.8	0	0	0
Camp Humphreys (Richmond)		Army Active	Taejon	2	564	0	0	0	0	0	14	1.7	0	0	0
Camp Jackson		Army Active	Uijong Bu	47	179,024	0	0	0	0	0	406	52.4	328	0	25
Camp Kwangsa Ri		Army Active	Yongju	15	35,750	0	0	4	8,000	0	31	13.3	0	0	0

* US Locations that do not meet criteria of at least ten (10) Acres AND at least \$10M PRV. US Territories and Non-US Locations that do not meet criteria of at least ten (10) Acres OR at least \$10M PRV.

DEPARTMENT OF DEFENSE
Base Structure Report - As of 30 Sept 2010

SITE	BRAC 2005	COMPONENT	NAME NEAREST CITY	BUILDINGS						ACRES OWNED	TOTAL ACRES	PRV (\$M)	MIL	CIV	OTHER
				OWNED		LEASED		OTHER							
				COUNT	SQFT	COUNT	SQFT	COUNT	SQFT						
Camp Long		Army Active	Wonju	118	307,724	0	0	8	13,007	0	86	111.5	11	0	0
Camp Market		Army Active	Inchon	68	606,883	0	0	39	588,090	0	119	252.5	4	11	369
Camp Mu Juk		MC Active	Pohang	21	66,290	0	0	29	148,278	0	88	57.8	0	0	0
Camp Red Cloud		Army Active	Uijong Bu	262	1,404,516	0	0	0	0	0	207	444.8	902	113	637
Camp Red Cloud (Bullseye 01)		Army Active	Yongchon	94	268,369	0	0	0	0	0	1,780	98.5	0	0	0
Camp Red Cloud (Bullseye 02)		Army Active	Paju	0	0	0	0	0	0	0	255	0.8	0	0	0
Camp Red Cloud Communications Site		AF Active	Uijong Bu	0	0	0	0	8	70,522	0	4	22.2	0	0	0
Camp Stanley		Army Active	Uijong Bu	287	1,599,495	0	0	0	0	0	605	491.3	945	13	419
Camp Walker		Army Active	Taegu	226	1,165,843	0	0	0	0	1	195	354.8	673	112	617
Camp Yongin		Army Active	Suwon	6	44,616	0	0	3	9,240	0	8	18.3	12	0	11
Chang San		Army Active	Pusan	11	8,107	0	0	0	0	2	26	4.2	0	0	0
Far East Dist Engr		Army Active	Seoul	34	112,102	0	0	14	76,982	0	11	56.7	5	161	455
Fleet Activities Chinhae		Navy Active	Chinhae	207	379,557	0	0	0	0	0	90	116.8	96	9	148
Gun Training Area		Army Active	Tong Du Chon	0	0	0	0	0	0	0	195	0.0	0	0	0
H220 Heliport		Army Active	Tong Du Chon	48	236,068	0	0	0	0	0	52	68.1	0	2	45
K-16 AB		Army Active	Songnam	56	363,905	1	140,657	18	268,539	0	205	251.3	906	17	290
Kamaksan ASA		Army Active	Tong Du Chon	6	5,753	0	0	0	0	0	48	3.4	0	0	0
Kimhae Storage Annex		AF Active	Kimhae	37	363,308	0	0	1	51,333	0	86	82.4	0	0	0
Kunsan AB		AF Active	Kunsan	366	2,592,818	0	0	26	609,027	0	2,549	1,531.3	2,399	36	310
Kunsan POL Terminal Site		Army Active	Kunsan	3	5,728	0	0	0	0	0	17	19.1	0	0	0
Kwang-Ju AB		AF Active	Kwangju	98	626,964	0	0	1	20,000	0	313	285.1	20	0	3
Madison Site		Army Active	Suwon	12	8,652	0	0	0	0	0	22	8.0	0	0	0
Masan Ammunition Depot		Army Active	Masan	14	45,489	0	0	0	0	0	464	15.9	0	2	9
Niblo Barracks		Army Active	Seoul	12	28,618	0	0	2	6,345	0	7	13.4	0	14	22
Osan AFB		AF Active	Osan Afb	435	6,047,225	0	0	56	1,044,038	0	1,828	2,673.6	4,722	201	521
Osan Ni Ammunition Storage Annex		AF Active	Osan	20	74,115	0	0	0	0	0	603	30.4	0	0	0
Osan Site # 2		AF Active	Osan Afb	0	0	0	0	0	0	0	8	12.1	0	0	0
Pil-Sung Air Range		AF Active	Taepeak	10	18,560	0	0	2	24,676	0	27	16.0	0	0	0
Pohang		Navy Active	Pohang	12	87,761	0	0	51	123,848	0	2	78.1	1	0	0
Pusan Storage Facility		Army Active	Pusan	56	391,884	0	0	7	14,406	0	66	106.4	5	6	164
Pyongtaek Cpx Area		Army Active	Pyong Taek	4	4,432	0	0	0	0	0	103	3.8	0	0	0
ROK Navy Base		Navy Active	Chinhae	3	17,599	0	0	0	0	0	0	63.3	0	0	0
Shinbuk Relay		Army Active	Pochon	5	5,024	0	0	0	0	0	13	6.8	0	0	0

* US Locations that do not meet criteria of at least ten (10) Acres AND at least \$10M PRV. US Territories and Non-US Locations that do not meet criteria of at least ten (10) Acres OR at least \$10M PRV.

DEPARTMENT OF DEFENSE
Base Structure Report - As of 30 Sept 2010

SITE	BRAC 2005	COMPONENT	NAME NEAREST CITY	BUILDINGS						ACRES OWNED	TOTAL ACRES	PRV (\$M)	MIL	CIV	OTHER
				OWNED		LEASED		OTHER							
				COUNT	SQFT	COUNT	SQFT	COUNT	SQFT						
Sungnam Golf Course		Army Active	Songnam	3	1,905	0	0	10	60,983	0	230	26.0	0	0	112
Suwon AB		AF Active	Suwon	40	133,977	0	0	61	588,854	0	267	356.6	18	1	2
Swiss and Swed Camp Mac HQ		Army Active	Munsan	24	31,781	0	0	0	0	0	0	10.6	10	0	0
Taegu AB		AF Active	Taegu	144	770,545	0	0	0	0	0	763	344.0	54	4	9
Tango		Army Active	Songnam	25	182,532	0	0	6	77,561	0	241	88.6	0	0	0
Watkins Range		Army Active	Tong Du Chon	0	0	0	0	0	0	0	13	0.0	0	0	0
Wonju AS		AF Active	Wonju	13	7,715	0	0	0	0	0	93	26.8	8	0	0
Yechon		Navy Active	Yechon	0	0	0	0	26	73,130	0	0	41.7	0	0	0
Yong Pyong		Army Active	Yongpyong	85	215,385	0	0	0	0	0	3,347	96.8	2	1	93
Yongsan Garrison		Army Active	Seoul	804	4,896,557	50	1,337,456	195	1,099,064	0	625	2,134.2	6,473	1,212	5,052
Yongsan Garrison		Navy Active	Yongsan	17	61,231	0	0	0	0	0	0	18.4	0	0	0
* OTHER SITE(S) : 21				66	122,567	0	0	27	121,052	6	55	66.9	117	95	148
South Korea Total:				5,886	39,255,628	200	1,715,250	715	6,586,754	14	25,797	16,285.3	31,839	2,912	17,064
Spain															
Moron AB		AF Active	Moran Ab	161	843,659	0	0	0	0	0	2,811	583.8	100	12	0
NS Rota		Navy Active	Rota	922	3,881,356	0	0	0	0	0	5,960	2,179.3	1,072	192	0
* OTHER SITE(S) : 3				1	2,596	1	1,296	1	6,335	0	0	2.9	13	0	0
Spain Total:				1,084	4,727,611	1	1,296	1	6,335	0	8,771	2,766.0	1,185	204	0
Turkey															
Ankara Administration Office		AF Active	Ankara	23	149,395	0	0	0	0	14	14	41.6	27	3	2
Batman AB		AF Active	Batman	0	0	0	0	13	28,176	0	0	18.9	0	0	0
Cigli AB		AF Active	Izmir	0	0	0	0	19	148,127	0	0	32.9	0	0	0
Incirlik AB		AF Active	Adana	701	4,253,606	0	0	1	7,600	0	3,337	1,671.5	1,294	128	142
Izmir AS		AF Active	Izmir	0	0	7	84,690	4	7,741	0	1	22.9	40	3	24
Izmir Storage Annex #2		AF Active	Izmir	0	0	13	122,574	14	7,465	0	11	43.1	0	0	0
Mus AB		AF Active	Batman	0	0	0	0	12	25,239	0	0	14.4	0	0	0
Yumurtalik Petroleum Prod Storage Annex		AF Active	Yumurtalik	5	7,623	0	0	0	0	36	142	98.7	0	0	1
* OTHER SITE(S) : 9				3	15,320	7	38,824	7	112,980	1	1	31.8	11	0	1
Turkey Total:				732	4,425,944	27	246,088	70	337,328	51	3,506	1,975.9	1,372	134	170
United Arab Emirates															

* US Locations that do not meet criteria of at least ten (10) Acres AND at least \$10M PRV. US Territories and Non-US Locations that do not meet criteria of at least ten (10) Acres OR at least \$10M PRV.

DEPARTMENT OF DEFENSE
Base Structure Report - As of 30 Sept 2010

SITE	BRAC 2005	COMPONENT	NAME NEAREST CITY	BUILDINGS						ACRES OWNED	TOTAL ACRES	PRV (\$M)	MIL	CIV	OTHER
				OWNED		LEASED		OTHER							
				COUNT	SQFT	COUNT	SQFT	COUNT	SQFT						
NSA Bahrain - Fujairah Aviation Unit		Navy Active	Al Fujayrah	0	0	5	39,957	0	0	0	0	19.1	0	0	0
NSA Bahrain - Jebel Ali		Navy Active	Dubai	0	0	4	85,715	0	0	0	25	16.6	0	0	0
* OTHER SITE(S) : 1				0	0	0	0	0	0	0	0	0.0	498	0	0
United Arab Emirates Total:				0	0	9	125,672	0	0	0	25	35.7	498	0	0
United Kingdom															
Beck Row FH		AF Active	Mildenhall	0	0	112	144,751	0	0	0	10	28.0	0	0	0
Blenheim Crescent		AF Active	Ickenham	4	23,222	0	0	1	24,636	0	0	14.1	0	0	0
Eriswell FH Annex		AF Active	Lakenheath	0	0	144	723,183	0	0	0	62	142.8	0	0	0
Lynn Wood FH		AF Active	Thetford	0	0	98	205,804	0	0	0	22	40.6	0	0	0
RAF Alconbury		AF Active	Cambridge	182	1,094,913	0	0	10	158,407	0	218	370.6	187	64	0
RAF Barford St John Transmitter Annex		AF Active	Barford St John	2	30,501	0	0	1	2,100	0	476	23.3	0	0	0
RAF Bicester		AF Active	Bicester	255	224,320	0	0	80	97,754	0	35	67.4	0	0	0
RAF Brampton FH Annex		AF Active	Cambridge	0	0	0	0	44	57,599	0	5	10.7	0	0	0
RAF Croughton		AF Active	Croughton	123	664,352	0	0	19	161,998	0	694	298.9	331	39	0
RAF Ely Family Housing Annex		AF Active	Ely	0	0	0	0	64	149,482	0	5	43.3	0	0	0
RAF Fairford		AF Active	Fairford	91	431,125	0	0	109	687,804	0	1,170	568.6	0	14	0
RAF Feltwell		AF Active	Feltwell	20	262,720	0	0	173	926,088	0	332	297.5	47	2	0
RAF Lakenheath		AF Active	Lakenheath	721	3,803,068	0	0	212	1,070,151	0	2,007	2,228.5	4,343	256	0
RAF Menwith Hill		AF Active	Harrogate	0	0	0	0	162	1,088,381	0	545	349.5	230	55	18
RAF Menwith Hill 2 - Harrogate		AF Active	Harrogate	0	0	0	0	77	86,464	0	0	16.6	0	0	0
RAF Mildenhall		AF Active	Mildenhall	321	1,830,758	0	0	146	1,294,924	0	1,163	1,280.3	2,891	202	4
RAF Mildenhall Ammo Storage Annex		AF Active	Mildenhall	19	19,701	0	0	0	0	0	37	9.1	0	0	0
RAF Molesworth		AF Active	Cambridge	32	175,544	0	0	29	340,051	0	659	176.6	233	3	0
RAF Molesworth Storage Annex #12		AF Active	Cambridge	2	30,988	0	0	0	0	0	37	10.4	0	0	0
RAF Shepherds Grove FH Annex		AF Active	Bury St Edmunds	0	0	0	0	35	72,056	0	18	20.2	0	0	0
RAF Upwood		AF Active	Cambridge	2	835	0	0	2	53,479	0	5	28.4	45	1	0
RAF Welford Ammo Storage Area		AF Active	Welford	79	237,549	0	0	206	526,346	0	806	299.6	0	0	0
* OTHER SITE(S) : 11				7	20,184	1	799	23	41,054	0	11	25.9	1	0	0
United Kingdom Total:				1,860	8,849,780	355	1,074,537	1,393	6,838,774	0	8,317	6,350.9	8,308	636	22

* US Locations that do not meet criteria of at least ten (10) Acres AND at least \$10M PRV. US Territories and Non-US Locations that do not meet criteria of at least ten (10) Acres OR at least \$10M PRV.

DEPARTMENT OF DEFENSE
Base Structure Report - As of 30 Sept 2010

SITE	BRAC 2005	COMPONENT	NAME NEAREST CITY	BUILDINGS						ACRES OWNED	TOTAL ACRES	PRV (\$M)	MIL	CIV	OTHER
				OWNED		LEASED		OTHER							
				COUNT	SQFT	COUNT	SQFT	COUNT	SQFT						
			Overseas Total:	31,453	152,827,153	4,708	22,901,827	15,970	192,652,983	245,257	628,636	140,432	161,393	28,295	62,211
			Worldwide Totals:	201,938	1,748,462,598	9,053	60,546,691	84,753	435,255,412	21,054,414	28,504,343	848,113	1,943,075	596,239	302,024

* US Locations that do not meet criteria of at least ten (10) Acres AND at least \$10M PRV. US Territories and Non-US Locations that do not meet criteria of at least ten (10) Acres OR at least \$10M PRV.

THIS PAGE INTENTIONALLY LEFT BLANK

DEPARTMENT OF DEFENSE

Base Structure Report – As of 30 Sept 2010

VI. INDIVIDUAL SERVICE INVENTORIES

DEPARTMENT OF DEFENSE - Army
Base Structure Report - As of 30 Sept 2010

SITE	BRAC 2005	COMPONENT	NAME NEAREST CITY	BUILDINGS						ACRES OWNED	TOTAL ACRES	PRV (\$M)	MIL	CIV	OTHER
				OWNED		LEASED		OTHER							
				COUNT	SQFT	COUNT	SQFT	COUNT	SQFT						
Alabama															
10C Stagefield		Army Active	Fort Rucker	5	2,933	0	0	0	0	180	180	14.7	0	0	0
310th Chem USARC	C	Army Reserve	Anniston	3	74,932	0	0	0	0	19	19	13.1	142	16	1
Allen Stagefield		Army Active	Wiksborg	4	3,563	0	0	0	0	114	114	13.5	0	0	0
Anniston Army Depot	R	Army Active	Anniston	1,778	9,376,160	0	0	0	0	15,320	15,320	1,981.8	15	4,995	1,594
Bill Nichols USARC/ECS #158		Army Reserve	Anniston	2	61,185	0	0	0	0	17	17	14.6	324	40	0
Brown (4B) Stagefield		Army Active	New Brockton	5	3,253	0	0	0	0	176	176	14.9	0	0	0
Cairns Basefield		Army Active	Daleville	57	529,249	0	0	0	0	1,326	1,326	210.8	0	0	0
Fort Benning AL		Army Active	Fort Mitchell	65	58,805	0	0	3	281	12,138	12,138	41.6	0	0	0
Fort McClellan		Army Active	Moody	7	90,031	0	0	0	0	491	491	18.7	0	0	0
Fort McClellan ARNG Training Center		Army Guard	Anniston	231	1,005,177	0	0	0	0	22,583	22,583	245.2	1,139	140	143
Fort Rucker	R	Army Active	Fort Rucker	654	4,791,319	4	9,820	429	1,206,435	57,776	59,260	1,502.3	5,563	2,923	7,265
Goldberg Stagefield		Army Active	Ozark	5	6,076	0	0	0	0	101	101	12.4	0	0	0
Highbluff Stagefield		Army Active	Hartford	5	3,847	0	0	0	0	190	190	13.6	0	0	0
Horace B Hanson USARC		Army Reserve	Birmingham	3	99,804	0	0	0	0	14	14	19.8	669	34	10
Hunt Stagefield		Army Active	Ozark	4	4,139	0	0	0	0	153	153	12.9	0	0	0
Louisville Stagefield		Army Active	Louisville	1	4,280	0	0	0	0	104	104	10.2	0	0	0
Redstone Arsenal	R	Army Active	Huntsville	1,389	11,471,261	1	13,847	14	75,322	30,920	37,910	3,930.8	2,035	19,079	16,553
Runkle Stagefield		Army Active	Elba	5	4,718	0	0	0	0	235	235	10.4	0	0	0
Shell Basefield		Army Active	Enterprise	16	68,134	0	0	0	0	296	296	45.7	0	0	0
Skelly Stagefield		Army Active	Kinston	3	6,113	0	0	0	0	193	193	15.1	0	0	0
Stinson (5AB) Stagefield		Army Active	New Brockton	5	3,433	0	0	0	0	191	191	14.8	0	0	0
Toth Stagefield		Army Active	Dothan	4	3,177	0	0	1	220	128	128	17.4	0	0	0
* OTHER SITE(S) : 41				55	472,785	6	16,476	0	0	379	400	110.1	3,302	139	1
Alabama Total:				4,306	28,144,374	11	40,143	447	1,282,258	143,042	151,538	8,284.4	13,189	27,366	25,567

Alaska															
Black Rapids Training Area		Army Active	Delta Junction	7	39,982	0	0	0	0	2,782	2,785	24.5	0	0	0
Donnelly Training Area		Army Active	Delta Junction	38	110,917	0	0	0	0	631,693	631,693	320.8	0	0	0
Fairbanks Eielson Pipeline		Army Active	Fort Wainwright	0	0	0	0	0	0	69	120	1,877.9	0	0	0
Fort Greely	R	Army Active	Delta Junction	118	1,130,421	0	0	3	53,810	7,200	7,200	1,753.3	485	298	1,032
Fort Richardson	R	Army Active	Anchorage	800	8,594,652	0	0	25	196,080	60,499	60,739	3,990.3	6,815	940	932
Fort Wainwright	R	Army Active	Fort Wainwright	346	6,201,515	0	0	3	68,702	656,210	656,241	4,287.3	6,633	1,490	1,427
Gerstle River Arctic Test Site		Army Active	Delta Junction	0	0	0	0	0	0	1,650	20,750	12.2	0	0	0
Haines Terminal		Army Active	Haines	0	0	0	0	0	0	200	200	19.6	0	0	0
Seward Recreation Area		Army Active	Seward	22	54,975	0	0	0	0	0	12	14.4	0	0	0
Whittier Anchorage Pipeline		Army Active	Whittier	1	416	0	0	0	0	221	313	289.6	0	0	0
Yukon Command TS		Army Active	Fairbanks	7	14,849	0	0	0	0	287,228	287,418	167.8	0	0	0
* OTHER SITE(S) : 74				100	184,790	7	10,881	0	0	3,281	228,540	140.2	100	0	0

* US Locations that do not meet criteria of at least ten (10) Acres AND at least \$10M PRV. US Territories and Non-US Locations that do not meet criteria of at least ten (10) Acres OR at least \$10M PRV.

DEPARTMENT OF DEFENSE - Army
Base Structure Report - As of 30 Sept 2010

SITE	BRAC 2005	COMPONENT	NAME NEAREST CITY	BUILDINGS						ACRES OWNED	TOTAL ACRES	PRV (\$M)	MIL	CIV	OTHER
				OWNED		LEASED		OTHER							
				COUNT	SQFT	COUNT	SQFT	COUNT	SQFT						
Alaska Total:				1,439	16,332,517	7	10,881	31	318,592	1,651,033	1,896,011	12,897.9	14,033	2,728	3,391
American Samoa															
Te O USARC		Army Reserve	Pago Pago	5	89,896	1	7,200	1	7,380	0	110	26.7	405	20	0
American Samoa Total:				5	89,896	1	7,200	1	7,380	0	110	26.7	405	20	0
Arizona															
Barnes Hall USARC		Army Reserve	Phoenix	5	63,256	0	0	0	0	12	12	17.2	483	29	0
Camp Navajo		Army Guard	Belmont	898	3,023,775	0	0	0	0	28,345	28,345	970.8	72	9	194
Fort Huachuca	R	Army Active	Sierra Vista	577	5,433,050	0	0	16	246,588	58,142	73,399	2,297.7	8,034	3,367	6,699
Herrea Hall USARC		Army Reserve	Mesa	4	91,663	0	0	0	0	13	13	23.5	786	23	0
NG Buckeye TS		Army Guard	Buckeye	8	100,980	0	0	0	0	1,481	1,481	24.9	671	21	4
NG Florence Military Reservation		Army Guard	Florence	12	17,961	0	0	0	0	6,495	6,495	17.4	113	7	21
NG Papago Military Reservation		Army Guard	Phoenix	56	528,138	0	0	0	0	418	418	157.2	2,066	391	313
Yuma Proving Ground		Army Active	Yuma	437	1,739,721	0	0	2	8,644	1,001,023	1,008,913	1,335.6	531	1,123	2,167
* OTHER SITE(S) : 11				11	53,057	2	36,560	9	26,969	2,323	50,395	33.8	1,036	20	0
Arizona Total:				2,008	11,051,601	2	36,560	27	282,201	1,098,252	1,169,471	4,878.0	13,792	4,990	9,398
Arkansas															
63rd RRC - ECS 15	C	Army Reserve	Fort Smith	5	109,401	4	82,278	0	0	39	39	45.4	0	0	0
Fort Chaffee MTC		Army Guard	Fort Smith	416	1,885,154	0	0	0	0	64,272	64,272	617.3	1,162	121	213
Maurice Britt USARC	R	Army Reserve	North Little Rock	12	226,384	0	0	0	0	43	43	48.5	1,042	53	0
Pine Bluff Arsenal	R	Army Active	White Hall	883	3,588,471	0	0	0	0	13,493	13,493	1,249.8	6	1,214	922
* OTHER SITE(S) : 13				39	258,581	0	0	0	0	46	65	57.7	1,219	69	7
Arkansas Total:				1,355	6,067,990	4	82,278	0	0	77,893	77,911	2,018.6	3,429	1,457	1,142
California															
BT Collins USARC/OMS/AMSA (G)		Army Reserve	Sacramento	10	191,585	0	0	0	0	38	38	56.4	1,277	37	5
Defense Distribution Region West Sharpe Site		Army Active	French Camp	79	4,115,683	0	0	1	12,092	724	724	884.4	131	2	42
Defense Distribution Region West Tracy		Army Active	Tracy	59	5,415,722	1	4,850	0	0	908	908	1,194.8	3	23	1
El Monte USARC		Army Reserve	South El Monte	4	38,348	0	0	0	0	0	11	11.4	460	13	0
Fort Hunter Liggett	R	Army Reserve	Jolon	295	1,103,767	0	0	1	4,386	164,261	164,261	695.7	3,236	298	446
Fort Ord		Army Active	Seaside	0	0	0	0	0	0	14,159	14,159	135.0	0	0	0
Garden Grove USARC		Army Reserve	Stanton	4	39,771	0	0	0	0	14	14	10.9	0	0	0
Heroic War Dead of Oakland USARC		Army Reserve	Oakland	0	0	9	84,183	0	0	0	16	26.6	289	6	0
Holderman Hall USARC		Army Reserve	Los Angeles	3	84,052	0	0	0	0	10	10	22.8	366	34	0
March USARC		Army Reserve	Riverside	8	105,332	0	0	2	8,575	69	74	28.7	650	32	0

* US Locations that do not meet criteria of at least ten (10) Acres AND at least \$10M PRV. US Territories and Non-US Locations that do not meet criteria of at least ten (10) Acres OR at least \$10M PRV.

DEPARTMENT OF DEFENSE - Army
Base Structure Report - As of 30 Sept 2010

SITE	BRAC 2005	COMPONENT	NAME NEAREST CITY	BUILDINGS						ACRES OWNED	TOTAL ACRES	PRV (\$M)	MIL	CIV	OTHER
				OWNED		LEASED		OTHER							
				COUNT	SQFT	COUNT	SQFT	COUNT	SQFT						
Mare Island USARC/OMS/Marine AMSA		Army Reserve	Vallejo	6	151,221	0	0	0	0	34	34	102.1	920	28	0
Military Ocean Terminal Concord		Army Active	Concord	149	372,087	0	0	2	14,540	0	6,100	485.6	7	36	0
Moffett Community Housing		Army Reserve	Mountain View	6	63,356	0	0	123	661,892	140	140	147.9	219	107	0
MTC-H Camp Roberts		Army Guard	San Miguel	732	2,907,785	0	0	0	0	42,814	42,814	1,085.5	998	161	275
NG Hammer Field		Army Guard	Fresno	4	96,727	0	0	0	0	15	15	27.3	481	44	8
NG Lancaster		Army Guard	Lancaster	0	0	0	0	1	56,640	0	28	15.0	174	1	1
NG Moreno Valley		Army Guard	Riverside	2	53,126	0	0	0	0	16	16	14.9	487	0	15
NG Sacramento Mather		Army Guard	Mather Afb	9	97,428	0	0	0	0	30	30	46.7	239	63	0
NG TS AFRC Los Alamitos		Army Guard	Los Alamitos	191	1,451,976	0	0	0	0	1,376	1,376	577.6	2,788	186	2,069
NTC and Fort Irwin		Army Active	Fort Irwin	610	4,149,298	1	0	971	3,872,820	636,181	636,317	3,093.3	15,198	912	4,637
Ord Military Community		Army Active	Seaside	56	596,068	0	0	898	2,162,002	836	836	771.4	0	0	0
Parks Reserve Forces Training Area	R	Army Reserve	Dublin	104	1,078,311	0	0	122	280,290	2,468	2,468	418.1	1,807	235	570
Patton Hall USARC		Army Reserve	Bell	4	154,235	0	0	0	0	21	21	40.6	974	22	0
Presidio Of Monterey		Army Active	Monterey	140	1,818,231	2	55,809	76	193,285	392	392	757.6	5,304	2,934	1,900
Riverbank AAP	C	Army Active	Modesto	121	754,975	0	0	0	0	172	172	302.5	0	2	175
Sacramento Army Depot		Army Active	Sacramento	5	9,470	0	0	0	0	48	48	16.6	0	0	0
SAT COM		Army Active	San Miguel	16	46,297	2	16,500	0	0	23	23	25.8	116	20	51
Sierra Army Depot	R	Army Active	Herlong Sierra Ord-D	1,024	5,222,739	0	0	0	0	36,096	36,096	1,899.2	42	1,174	215
Silas B. Hays		Army Active	Seaside	1	369,662	0	0	0	0	24	24	127.7	0	0	0
Tustin USARC		Army Reserve	Irvine	2	42,213	0	0	0	0	15	15	12.3	635	11	30
USMCB Camp Pendleton		Army Reserve	Camp Pendleton	4	32,882	0	0	0	0	0	11	10.2	700	26	5
* OTHER SITE(S) : 45				81	867,953	13	294,676	8	116,402	249	435	409.9	8,516	371	171
California Total:				3,729	31,430,300	28	456,018	2,205	7,382,924	901,134	907,626	13,454.5	46,017	6,778	10,616
Colorado															
Fort Carson	R	Army Active	Colorado Spgs	814	11,767,666	2	6,072	1,780	4,426,183	137,404	137,404	5,177.2	25,101	2,501	3,257
Joe P Martinez USARC/AMSA #100		Army Reserve	Denver	3	82,127	0	0	0	0	20	20	20.4	465	12	0
NG Firestone		Army Guard	Longmont	7	81,949	0	0	0	0	11	11	22.3	137	42	0
Pinon Canyon		Army Active	Model	44	80,515	0	0	0	0	235,896	235,896	87.7	0	15	0
Pueblo Chemical Depot		Army Active	Pueblo	1,120	5,482,387	0	0	0	0	23,121	23,121	1,493.0	3	473	114
Rocky Mountain Arsenal		Army Active	Commerce City	26	355,724	0	0	0	0	3,781	3,911	175.4	0	0	0
William T. Fitzsimons USARC		Army Reserve	Aurora	4	135,173	0	0	0	0	21	21	34.7	937	19	0
* OTHER SITE(S) : 7				6	127,744	4	52,022	0	0	8	25	48.7	665	28	0
Colorado Total:				2,024	18,113,285	6	58,094	1,780	4,426,183	400,262	400,409	7,059.3	27,308	3,090	3,371
Connecticut															
Berry-Rosenblatt AFRC		Army Reserve	West Hartford	2	163,763	0	0	0	0	12	12	41.9	774	17	0
BG John W Middleton USARC		Army Reserve	East Windsor	5	66,120	0	0	0	0	16	16	20.5	210	12	0
NG AASF Windsor Locks		Army Guard	Windsor Locks	13	152,670	0	0	0	0	32	32	56.5	281	45	1

* US Locations that do not meet criteria of at least ten (10) Acres AND at least \$10M PRV. US Territories and Non-US Locations that do not meet criteria of at least ten (10) Acres OR at least \$10M PRV.

DEPARTMENT OF DEFENSE - Army
Base Structure Report - As of 30 Sept 2010

SITE	BRAC 2005	COMPONENT	NAME NEAREST CITY	BUILDINGS						ACRES OWNED	TOTAL ACRES	PRV (\$M)	MIL	CIV	OTHER
				OWNED		LEASED		OTHER							
				COUNT	SQFT	COUNT	SQFT	COUNT	SQFT						
Stratford Army Engine Plant		Army Active	Stratford	42	1,618,526	0	0	0	0	123	123	399.6	0	0	0
* OTHER SITE(S) : 16				14	193,208	11	26,659	1	720	51	58	61.5	1,063	47	0
Connecticut Total:				76	2,194,287	11	26,659	1	720	234	241	579.8	2,328	121	1
Delaware															
NG River Road Training Site		Army Guard	New Castle	47	160,804	0	0	1	1	203	203	41.2	101	52	14
* OTHER SITE(S) : 3				15	90,823	0	0	0	0	18	18	23.2	652	9	0
Delaware Total:				62	251,627	0	0	1	1	221	221	64.4	753	61	14
District of Columbia															
Fort Lesley J McNair		Army Active	Washington, Dc	61	1,500,749	0	0	0	0	107	107	457.3	977	629	64
Walter Reed AMC Main Post	C	Army Active	Washington, Dc	46	4,705,675	0	0	9	41,946	113	113	1,550.0	3,716	3,462	2,705
* OTHER SITE(S) : 1				3	6,405	0	0	0	0	16	16	1.9	0	0	0
District of Columbia Total:				110	6,212,829	0	0	9	41,946	236	236	2,009.2	4,693	4,091	2,769
Florida															
C. Lovejoy USARC/AMSA #53(G)		Army Reserve	Tampa	4	49,520	0	0	0	0	14	14	11.9	719	27	0
Destin Moreno Point		Army Active	Destin	22	59,106	0	0	0	0	14	14	13.3	0	0	0
LTC Luis E. Martinez USARC		Army Reserve	Miami-Dade	2	82,720	0	0	0	0	28	28	19.0	934	21	0
Orlando ASF 49		Army Reserve	Orlando	3	28,813	0	0	0	0	34	34	17.2	0	0	0
Pinellas Park AFRC		Army Reserve	Pinellas Park	5	236,677	0	0	0	0	58	58	53.6	1,056	26	0
Sp Forces Site Key West		Army Active	Key West	10	72,886	0	0	0	0	24	24	31.3	0	0	0
St Pete/Clearwater ASF		Army Reserve	Clearwater	3	37,693	0	0	0	0	28	30	12.8	446	33	0
Taft USARC		Army Reserve	Orlando	5	168,876	0	0	0	0	40	40	33.7	2,315	59	8
US Army Garrison-Miami		Army Active	Miami-Dade	0	0	0	0	7	227,485	0	34	53.5	1,065	514	468
* OTHER SITE(S) : 31				58	654,356	6	40,144	0	0	425	446	159.4	4,837	139	2
Florida Total:				112	1,390,647	6	40,144	7	227,485	641	723	405.7	11,372	819	478
Georgia															
Athens USARC		Army Reserve	Athens	4	52,096	0	0	0	0	13	13	10.1	349	6	0
Camp Frank D. Merrill, Dahlonega		Army Active	Dahlonega	49	139,725	0	0	0	0	289	289	36.7	248	23	13
Decatur USARC		Army Reserve	Decatur	1	85,680	0	0	0	0	11	11	16.9	1,282	30	0
Dobbins USARC/ASF		Army Reserve	Marietta	0	0	0	0	5	42,727	0	24	11.6	99	5	0
Fort Benning GA	R	Army Active	Fort Benning	1,288	16,580,417	0	0	1,997	6,123,714	169,327	171,874	7,138.5	33,341	3,530	8,512
Fort Gillem	C	Army Active	Forest Park	163	5,785,664	47	138,019	5	9,275	1,531	1,531	1,147.6	3,304	696	1,202
Fort Gordon		Army Active	Augusta	601	7,846,927	0	0	25	117,775	55,597	55,597	2,347.1	16,036	3,149	4,404
Fort Gordon Recreation Area		Army Active	Augusta	28	73,668	0	0	0	0	0	909	12.1	0	0	0
Fort McPherson	C	Army Active	Atlanta	219	2,211,704	0	0	3	4,697	487	487	561.1	2,025	1,793	1,448
Fort Stewart		Army Active	Hinesville	1,305	8,678,201	0	0	1,019	5,126,991	279,270	279,271	4,065.2	20,223	2,458	3,101

* US Locations that do not meet criteria of at least ten (10) Acres AND at least \$10M PRV. US Territories and Non-US Locations that do not meet criteria of at least ten (10) Acres OR at least \$10M PRV.

DEPARTMENT OF DEFENSE - Army
Base Structure Report - As of 30 Sept 2010

SITE	BRAC 2005	COMPONENT	NAME NEAREST CITY	BUILDINGS						ACRES OWNED	TOTAL ACRES	PRV (\$M)	MIL	CIV	OTHER
				OWNED		LEASED		OTHER							
				COUNT	SQFT	COUNT	SQFT	COUNT	SQFT						
General Lucius D. Clay National Guard Center		Army Guard	Marietta	76	521,619	0	0	0	0	106	106	176.3	686	4	12
Hunter Army Airfield		Army Active	Savannah	304	3,305,817	0	0	353	1,154,745	5,653	5,653	1,370.7	5,858	589	1,606
NG Dobbins ARB		Army Guard	Marietta	9	118,842	0	0	0	0	22	22	31.7	878	116	85
Porter Village		Army Active	Dahlonoga	0	0	0	0	41	76,560	95	95	12.7	0	0	0
VTS Catoosa		Army Guard	Tunnel Hill	36	77,326	0	0	0	0	1,627	1,627	30.2	41	0	32
* OTHER SITE(S) : 17				57	361,472	3	75,870	0	0	332	339	95.8	3,569	135	3
Georgia Total:				4,140	45,839,157	50	213,889	3,448	12,656,484	514,071	517,848	17,064.3	87,939	12,534	20,418
Guam															
Guam US Army Reserve Center		Army Reserve	Agana	6	59,936	0	0	0	0	0	20	39.0	430	8	0
NG Fort Juan Muna		Army Guard	Barrigada	38	92,068	0	0	0	0	15	15	57.6	499	0	36
NG Guam Barrigada Complex		Army Guard	Barrigada	5	111,244	0	0	0	0	51	51	71.4	1,007	31	23
Guam Total:				49	263,248	0	0	0	0	66	86	168.0	1,936	39	59
Hawaii															
Aliamanu Military Reservation		Army Active	Honolulu	103	286,842	0	0	856	2,910,512	661	668	1,390.3	0	0	79
Dillingham Mil Res		Army Active	Waialua	5	4,176	0	0	0	0	664	664	32.6	0	0	40
Fort De Russy		Army Active	Honolulu	13	786,601	0	0	0	0	73	73	255.4	35	91	903
Fort Shafter		Army Active	Honolulu	161	1,681,843	0	0	106	363,240	589	589	1,145.5	4,199	1,023	1,442
Helemano Military Reservation		Army Active	Wahiawa	22	235,348	0	0	216	1,556,062	282	293	863.8	587	11	55
Kahuku Training Area		Army Active	Kahuku	14	23,754	0	0	0	0	8,330	9,480	43.8	0	0	0
Kawaihae Mil Reserve		Army Active	Waimea	1	938	0	0	0	0	3	11	17.9	0	0	0
Kilauea Mil Reserve		Army Active	Hawaii Natl Park	90	153,931	0	0	0	0	13	72	76.6	0	0	52
Kipapa Ammo Storage Site		Army Active	Pukalani	70	179,462	0	0	0	0	401	401	118.7	0	0	0
Makua Mil Reserve		Army Active	Waianae	4	4,873	0	0	0	0	3,406	4,195	26.4	0	0	0
NG Kalaeloa		Army Guard	Kapolei	27	564,245	0	0	0	0	147	147	329.9	1,493	124	239
NG Regional Training Institute		Army Guard	Waimanalo	7	75,951	0	0	0	0	48	48	49.5	72	4	5
NG TS Waiawa Gulch		Army Guard	Pearl City	11	128,182	0	0	0	0	19	19	44.3	36	17	1
Pohakuloa Training Area		Army Active	Hilo	167	296,400	0	0	4	362	108,829	131,805	482.2	685	80	104
Pupukea Paalaa Uka Mil Road		Army Active	Haleiwa	0	0	0	0	0	0	109	109	18.3	0	0	0
Schofield Bks Military Reservation		Army Active	Wahiawa	496	6,910,941	0	0	1,632	6,297,978	15,600	15,612	7,517.5	14,235	2,031	2,665
Signal Cable Trunking System		Army Active	Wahiawa	41	8,871	0	0	0	0	201	201	125.6	0	0	0
Tripler AMC		Army Active	Honolulu	39	1,877,196	0	0	88	341,926	367	367	2,128.1	1,660	2,016	909
USA Field Station Kunia		Army Active	Kunia	9	272,040	0	0	0	0	89	95	218.5	1,829	167	40
Waianae-Kai Military Reservation		Army Active	Waianae	46	47,458	1	637	0	0	0	14	25.9	0	0	30
Waikalkalaua Ammo Storage Tunnels		Army Active	Unknown	49	104,236	0	0	0	0	312	312	64.1	0	0	0
Wheeler Army Airfield		Army Active	Wahiawa	167	1,274,253	0	0	293	747,449	1,370	1,370	2,244.2	3,064	369	814
* OTHER SITE(S) : 6				15	86,354	0	0	1	17,504	25	23,050	57.5	198	11	0

* US Locations that do not meet criteria of at least ten (10) Acres AND at least \$10M PRV. US Territories and Non-US Locations that do not meet criteria of at least ten (10) Acres OR at least \$10M PRV.

DEPARTMENT OF DEFENSE - Army
Base Structure Report - As of 30 Sept 2010

SITE	BRAC 2005	COMPONENT	NAME NEAREST CITY	BUILDINGS						ACRES OWNED	TOTAL ACRES	PRV (\$M)	MIL	CIV	OTHER
				OWNED		LEASED		OTHER							
				COUNT	SQFT	COUNT	SQFT	COUNT	SQFT						
Hawaii Total:				1,557	15,003,895	1	637	3,196	12,235,033	141,538	189,596	17,276.6	28,093	5,944	7,378
Idaho															
* OTHER SITE(S) : 12				27	141,753	0	0	0	0	1,302	1,987	46.8	1,052	7	5
Idaho Total:				27	141,753	0	0	0	0	1,302	1,987	46.8	1,052	7	5
Illinois															
Charles Melvin Price Spt Ctr		Army Active	Alden	9	349,219	0	0	3	3,641	136	136	85.3	0	0	0
Col P. Schulstad USARC		Army Reserve	Arlington Hts	8	231,959	0	0	0	0	48	48	71.5	788	158	23
Granite City USARC		Army Reserve	Granite City	21	192,390	0	0	0	0	42	42	49.5	443	5	0
Joliet AAP Elwood		Army Active	Wilmington	206	759,003	0	0	0	0	657	657	300.7	0	0	0
Joliet AAP Kankakee		Army Active	Wilmington	19	50,573	0	0	0	0	1,068	1,068	17.3	0	0	0
NG Galesburg Readiness Center		Army Guard	Galesburg	0	0	0	0	3	56,018	0	10	12.7	237	0	0
NG N Riverside (NG Maint Center)		Army Guard	Riverside	19	204,749	0	0	0	0	33	33	41.3	0	112	0
NG Peoria AASF #3		Army Guard	Peoria	18	135,503	0	0	1	350	46	46	48.3	263	55	0
North Shore Memorial USARC		Army Reserve	Highland Park	3	46,136	0	0	0	0	13	13	15.1	266	11	0
Parkhurst USARC/OMS/DS		Army Reserve	Darien	2	87,595	0	0	0	0	13	13	25.5	609	54	0
Philip H. Sheridan Reserve Center		Army Reserve	Ft Sheridan	31	491,626	0	0	0	0	90	90	140.4	1,794	70	13
Rock Island Arsenal	R	Army Active	Rock Island	179	6,629,462	47	92,242	0	0	870	870	1,734.7	948	6,437	1,715
Savanna Depot Act		Army Active	Savanna	722	2,873,100	0	0	0	0	8,145	8,145	889.7	0	0	0
USAR Joliet Outdoor Training (Elwood)		Army Reserve	Elwood	24	39,945	0	0	0	0	3,585	3,585	22.7	0	0	0
* OTHER SITE(S) : 24				58	570,650	2	2,160	0	0	117	125	168.1	1,931	75	0
Illinois Total:				1,319	12,661,910	49	94,402	7	60,009	14,865	14,883	3,622.8	7,279	6,977	1,751
Indiana															
(Lyle J. Thompson) USARC		Army Reserve	South Bend	3	57,885	0	0	0	0	0	12	14.9	135	24	0
Camp Atterbury		Army Guard	Edinburg	388	1,531,624	0	0	3	14,143	33,142	33,142	553.4	7,393	104	1,010
Fort Ben Harrison USARC		Army Reserve	Indianapolis	15	227,338	0	0	0	0	138	138	60.8	685	38	1
Fort Benjamin Harrison		Army Active	Indianapolis	0	0	0	0	0	0	67	67	45.6	0	0	0
Indiana AAP		Army Active	Charlestown	839	2,833,804	0	0	0	0	4,716	4,716	948.3	0	0	0
Jefferson Proving Ground		Army Active	Madison	113	290,116	0	0	0	0	52,832	52,832	158.3	11	0	0
Newport Chem Depot	C	Army Active	Newport	218	875,159	0	0	0	0	8,396	8,396	304.5	7	40	393
NG Muscatatuck Urban Training Center		Army Guard	Butlerville	38	408,667	0	0	1	2,125	0	934	120.1	0	0	0
SGT James W. Harlan USARC/AMSA #132		Army Reserve	Evansville	2	49,521	0	0	0	0	5	10	12.8	214	18	0
* OTHER SITE(S) : 19				27	432,118	6	64,519	1	1,650	987	1,000	125.7	2,605	89	0
Indiana Total:				1,643	6,706,232	6	64,519	5	17,918	100,283	101,247	2,344.4	11,050	313	1,404

* US Locations that do not meet criteria of at least ten (10) Acres AND at least \$10M PRV. US Territories and Non-US Locations that do not meet criteria of at least ten (10) Acres OR at least \$10M PRV.

DEPARTMENT OF DEFENSE - Army
Base Structure Report - As of 30 Sept 2010

SITE	BRAC 2005	COMPONENT	NAME NEAREST CITY	BUILDINGS						ACRES OWNED	TOTAL ACRES	PRV (\$M)	MIL	CIV	OTHER
				OWNED		LEASED		OTHER							
				COUNT	SQFT	COUNT	SQFT	COUNT	SQFT						
Iowa															
Camp Dodge Johnston TS	R	Army Guard	Johnston	32	876,818	1	25,540	244	1,164,408	28,847	31,180	609.5	3,870	396	1,032
Des Moines Reserve Complex		Army Reserve	Des Moines	8	162,152	0	0	0	0	40	40	34.8	903	39	48
Iowa AAP	R	Army Active	Middletown	968	4,187,640	0	0	1	1,500	19,011	19,011	1,448.4	1	24	632
* OTHER SITE(S) : 23				37	401,199	4	42,800	0	0	139	224	110.2	1,852	76	0
Iowa Total:				1,045	5,627,809	5	68,340	245	1,165,908	48,037	50,455	2,202.8	6,626	535	1,712
Kansas															
Atchison Caves		Army Reserve	Atchison	6	2,599,610	0	0	0	0	125	125	364.4	0	0	0
Fort Leavenworth	R	Army Active	Fort Leavenworth	296	4,507,749	0	0	687	5,114,751	5,637	5,637	2,658.3	4,956	2,440	2,704
Fort Riley	R	Army Active	Fort Riley	866	11,047,347	2	22,672	151	888,955	97,115	100,707	4,295.5	19,202	3,399	3,749
Kansas AAP	C	Army Active	Parsons	510	2,204,280	0	0	0	0	13,835	13,835	739.6	0	0	0
Leavenworth USARC		Army Reserve	Leavenworth	2	47,520	0	0	0	0	24	24	46.7	215	0	7
New Century USARC/ASF # 37		Army Reserve	Gardner	3	84,786	0	0	0	0	16	18	22.9	75	66	0
NG Topeka Forbes Field		Army Guard	Topeka	7	231,374	0	0	0	0	30	30	56.0	693	42	7
Topeka Future		Army Reserve	Topeka	2	47,527	0	0	0	0	12	12	79.7	263	27	0
Wichita USARC	R	Army Reserve	Wichita	3	155,043	0	0	0	0	17	18	33.3	951	49	0
* OTHER SITE(S) : 24				30	274,697	8	76,670	1	29,197	656	692	99.8	1,689	46	0
Kansas Total:				1,725	21,199,933	10	99,342	839	6,032,903	117,467	121,097	8,396.4	28,044	6,069	6,467
Kentucky															
Blue Grass Army Depot	R	Army Active	Richmond	1,128	4,079,113	0	0	2	10,000	14,594	14,594	1,168.2	167	890	155
Brooks-Lawler USARC/AMSA #71		Army Reserve	Fort Thomas	7	64,755	0	0	0	0	15	15	14.8	462	25	0
Fort Campbell KY	R	Army Active	Fort Campbell	558	8,769,078	0	0	1,171	4,950,150	43,175	43,175	3,955.3	30,669	3,436	4,631
Fort Knox	R	Army Active	Middletown	1,016	12,481,038	0	0	199	730,857	109,111	109,111	5,647.6	19,463	7,370	4,385
Lexington AFRC		Army Reserve	Lexington	5	50,943	0	0	0	0	10	10	11.1	690	14	0
Louisville Kentucky	C	Army Reserve	Louisville	6	129,377	1	26,560	0	0	23	23	36.9	688	25	7
* OTHER SITE(S) : 19				38	164,817	13	263,618	2	20,101	1,367	1,393	87.4	818	15	14
Kentucky Total:				2,758	25,739,121	14	290,178	1,374	5,711,108	168,296	168,322	10,921.3	52,957	11,775	9,192
Louisiana															
England Authority		Army Active	Alexandria	2	59,274	20	135,300	0	0	0	252	80.1	0	0	0
Fort Polk		Army Active	Fort Polk	1,010	7,406,247	2	1,350,448	1,181	7,071,311	100,110	198,721	4,110.7	18,899	1,733	4,589
* OTHER SITE(S) : 15				45	308,594	1	53,592	1	11,800	54	91	113.2	2,318	72	235
Louisiana Total:				1,057	7,774,114	23	1,539,340	1,182	7,083,111	100,164	199,064	4,304.0	21,217	1,805	4,824
Maine															
NG Auburn TS		Army Guard	Auburn	13	81,688	0	0	1	4,800	154	170	17.1	4	14	0

* US Locations that do not meet criteria of at least ten (10) Acres AND at least \$10M PRV. US Territories and Non-US Locations that do not meet criteria of at least ten (10) Acres OR at least \$10M PRV.

DEPARTMENT OF DEFENSE - Army
Base Structure Report - As of 30 Sept 2010

SITE	BRAC 2005	COMPONENT	NAME NEAREST CITY	BUILDINGS						ACRES OWNED	TOTAL ACRES	PRV (\$M)	MIL	CIV	OTHER
				OWNED		LEASED		OTHER							
				COUNT	SQFT	COUNT	SQFT	COUNT	SQFT						
* OTHER SITE(S) : 5				14	165,432	0	0	0	0	1,101	1,101	43.2	694	7	0
Maine Total:				27	247,120	0	0	1	4,800	1,255	1,272	60.2	698	21	0
Maryland															
1SGT Adam S Brandt USARC		Army Reserve	Curtis Bay	3	52,684	0	0	0	0	27	27	14.3	489	29	0
Aberdeen Proving Ground	R	Army Active	Aberdeen Prov Grnd	1,458	12,697,951	0	0	16	113,914	3,618	3,618	4,012.1	4,513	10,845	6,032
Blossom Point Research Facility		Army Active	Welcome	32	29,337	0	0	0	0	1,600	1,600	36.4	0	13	54
Curtis Bay - Baltimore		Army Reserve	Unknown	3	27,915	0	0	0	0	18	18	165.5	0	0	0
Fort Detrick	R	Army Active	Frederick	193	2,248,964	0	0	314	680,519	1,153	1,153	1,370.9	1,390	3,355	4,276
Fort George G Meade	R	Army Active	Fort Meade	276	4,738,790	10	40,912	1,210	4,796,504	5,067	5,067	2,821.3	16,525	19,233	12,588
Jachman USARC		Army Reserve	Owings Mills	3	48,350	0	0	0	0	14	14	11.6	278	4	0
National Geospatial Intelligence Agency	C	Army Active	Bethesda	5	680,169	0	0	0	0	40	40	184.0	0	0	0
NG Pvt Henry Costin		Army Guard	Laurel	3	56,225	0	0	0	0	23	23	15.6	120	0	0
USA Adelphi Laboratory Ctr	R	Army Active	Hyattsville	30	1,136,021	0	0	0	0	207	207	390.0	329	879	406
Walter Reed AMC Forest Glen		Army Active	Silver Spring	41	1,339,153	0	0	0	0	132	132	474.4	22	186	70
Walter Reed AMC Glen Haven		Army Active	Silver Spring	1	6,996	0	0	23	442,086	21	21	87.2	0	0	5
* OTHER SITE(S) : 26				41	344,197	53	119,484	0	0	152	159	120.9	1,824	46	0
Maryland Total:				2,089	23,406,752	63	160,396	1,563	6,033,023	12,073	12,080	9,704.2	25,490	34,590	23,431
Massachusetts															
94th RRC HQ USARC	R	Army Reserve	Ayer	1	81,206	0	0	0	0	14	14	22.8	457	18	0
Cpl G M Craig USARC/AMSA 163		Army Reserve	Brockton	2	66,423	0	0	0	0	14	14	18.3	0	0	0
Devens Reserve Forces Training Area		Army Reserve	Ayer	123	1,502,960	0	0	0	0	5,212	5,212	495.2	1,662	181	27
George Hampden Crossman USARC		Army Reserve	Taunton	2	68,517	0	0	0	0	10	10	18.3	332	5	0
MTA Camp Edwards		Army Guard	Buzzards Bay	147	790,739	0	0	0	0	14,712	14,712	361.4	666	46	150
NG Rehoboth-TS Nike 19 COE #25326		Army Guard	Rehoboth	7	41,074	0	0	0	0	15	15	11.5	106	0	0
NG Westfield/Barnes		Army Guard	Westfield	5	60,423	0	0	0	0	0	33	24.4	157	0	0
South Boston Support Activity		Army Reserve	Boston	2	583,529	0	0	0	0	11	11	175.8	431	880	247
SSC Hudson Housing		Army Active	Natick	14	50,153	0	0	0	0	134	134	12.5	0	0	0
US Army Soldier Systems Center Natick	R	Army Active	Natick	76	873,769	0	0	0	0	78	78	286.7	58	1,392	213
Westover AFRC	C	Army Reserve	Chicopee	2	52,477	0	0	0	0	12	12	14.2	635	26	0
* OTHER SITE(S) : 15				76	374,724	1	768	0	0	66	82	101.3	1,340	32	0
Massachusetts Total:				457	4,545,994	1	768	0	0	20,279	20,328	1,542.5	5,844	2,580	637

* US Locations that do not meet criteria of at least ten (10) Acres AND at least \$10M PRV. US Territories and Non-US Locations that do not meet criteria of at least ten (10) Acres OR at least \$10M PRV.

DEPARTMENT OF DEFENSE - Army
Base Structure Report - As of 30 Sept 2010

SITE	BRAC 2005	COMPONENT	NAME NEAREST CITY	BUILDINGS						ACRES OWNED	TOTAL ACRES	PRV (\$M)	MIL	CIV	OTHER
				OWNED		LEASED		OTHER							
				COUNT	SQFT	COUNT	SQFT	COUNT	SQFT						
Michigan															
1Lt Robert L Poxon USARC		Army Reserve	Southfield	6	93,477	0	0	0	0	26	26	24.8	641	14	0
CTC Fort Custer Trng Center		Army Guard	Augusta	105	542,152	0	0	0	0	7,570	7,570	213.2	976	22	84
Detroit Arsenal	R	Army Active	Warren	65	1,727,043	4	11,825	1	200	170	178	620.4	235	6,092	881
Dr Mary E Walker Mem USARC		Army Reserve	Grand Rapids	2	72,040	0	0	0	0	14	14	20.6	302	8	0
NG Grayling Airfield		Army Guard	Grayling	29	192,592	0	0	0	0	875	875	134.5	0	0	0
Seville Manor FH Michigan		Army Active	New Baltimore	223	636,533	0	0	0	0	103	103	167.9	0	0	0
* OTHER SITE(S) : 22				27	391,932	5	160,942	26	389,441	110	134	279.6	3,172	87	11
Michigan Total:				457	3,655,769	9	172,767	27	389,641	8,868	8,899	1,461.0	5,326	6,223	976
Minnesota															
Arden Hills USARC		Army Reserve	St. Paul	3	143,090	0	0	0	0	54	54	33.0	941	42	0
Fort Snelling USARC/AMSA	R	Army Reserve	St. Paul	6	269,784	0	0	0	0	47	47	72.0	1,314	42	21
NG Arden Hills Army TS		Army Guard	St. Paul	57	137,591	0	0	0	0	1,496	1,496	40.3	91	41	17
NG Cambridge AFRC		Army Guard	Cambridge	0	0	0	0	2	57,276	0	25	15.6	0	0	0
Twin Cities AAP		Army Active	St. Paul	106	2,842,337	0	0	0	0	677	677	832.5	0	0	0
* OTHER SITE(S) : 21				29	236,884	5	26,061	0	0	78	253	74.1	852	24	0
Minnesota Total:				201	3,629,686	5	26,061	2	57,276	2,353	2,552	1,067.6	3,198	149	38
Mississippi															
BG George A Morris USARC		Army Reserve	Vicksburg	2	75,625	0	0	0	0	13	13	15.4	373	44	0
CTA Camp McCain		Army Guard	Grenada	85	349,399	0	0	0	0	12,836	12,842	142.4	284	47	35
Mississippi AAP	C	Army Active	Stennis Space Center	107	1,681,998	0	0	0	0	0	4,214	410.9	0	0	0
MTA Camp Shelby		Army Guard	Hattiesburg	7	75,829	0	0	1,085	3,565,521	200	133,682	1,536.9	7,346	270	872
* OTHER SITE(S) : 28				43	767,810	10	33,604	0	0	152	184	158.8	2,294	115	0
Mississippi Total:				244	2,950,661	10	33,604	1,085	3,565,521	13,200	150,934	2,264.4	10,297	476	907
Missouri															
Belton USARC/AMSA #57		Army Reserve	Belton	2	9,865	0	0	1	48,296	195	195	13.7	637	21	0
Fort Leonard Wood	R	Army Active	St. Robert	1,276	10,445,082	0	0	1,028	3,217,170	53,239	62,911	4,474.1	27,060	3,696	2,826
Kansas City, Belton USARC		Army Reserve	Belton	0	0	3	108,053	0	0	0	34	22.5	0	0	0
Lake City AAP		Army Active	Independence	393	2,965,161	0	0	8	2,299	3,950	3,950	1,006.5	1	25	2,715
Lake Of The Ozarks Recreation		Army Active	Osage Beach	18	17,439	0	0	0	0	0	359	22.0	0	0	0
MTA Camp Crowder Neosho		Army Guard	Neosho	66	208,282	0	0	0	0	4,362	4,362	79.5	69	20	26
NG MTA Camp Clark Nevada		Army Guard	Nevada	170	240,411	0	0	0	0	615	1,282	95.6	2	20	14
Springfield AFRC/AMSA #54		Army Reserve	Springfield	4	81,899	0	0	0	0	18	18	19.5	283	8	0
St Charles USARC		Army Reserve	St. Charles	19	132,927	0	0	0	0	1,656	1,656	38.8	0	0	0
St Louis #3/Sverdrup USARC		Army Reserve	St. Louis	3	107,973	0	0	0	0	21	21	28.5	552	48	0
St Louis #4/Ord Plant		Army Reserve	St. Louis	4	19,357	0	0	0	0	17	17	13.1	0	0	0

* US Locations that do not meet criteria of at least ten (10) Acres AND at least \$10M PRV. US Territories and Non-US Locations that do not meet criteria of at least ten (10) Acres OR at least \$10M PRV.

DEPARTMENT OF DEFENSE - Army
Base Structure Report - As of 30 Sept 2010

SITE	BRAC 2005	COMPONENT	NAME NEAREST CITY	BUILDINGS						ACRES OWNED	TOTAL ACRES	PRV (\$M)	MIL	CIV	OTHER
				OWNED		LEASED		OTHER							
				COUNT	SQFT	COUNT	SQFT	COUNT	SQFT						
* OTHER SITE(S) : 20				25	268,422	10	170,842	3	19,456	48	181	142.9	2,548	56	0
Missouri Total:				1,980	14,496,818	13	278,895	1,040	3,287,221	64,122	74,987	5,956.7	31,152	3,894	5,581
Montana															
MTA Fort Wm Henry Harrison		Army Guard	Helena	111	716,815	0	0	1	1,080	4,371	6,387	209.1	1,112	235	126
NG Fort Missoula - FMS 02		Army Guard	Missoula	13	76,772	0	0	0	0	14	14	15.7	0	5	3
NG MTA Limestone Hills		Army Guard	Townsend	3	7,968	0	0	3	2,024	0	19,997	38.2	0	0	0
SGT Ernest Veuve Hall/AMSA #75	C	Army Reserve	Missoula	5	65,353	0	0	0	0	16	16	17.9	0	0	4
* OTHER SITE(S) : 9				9	66,957	2	17,400	0	0	43	47	24.2	170	20	0
Montana Total:				141	933,865	2	17,400	4	3,104	4,444	26,461	305.1	1,282	260	133
Nebraska															
Camp Ashland		Army Guard	Ashland	53	198,231	0	0	0	0	980	980	62.7	802	10	14
Cornhusker AAP		Army Active	Grand Island	15	16,282	1	2,839	0	0	297	297	60.0	0	0	0
Lincoln USARC #2		Army Reserve	Lincoln	3	55,732	0	0	0	0	10	10	12.4	298	4	0
NG Greenlief TS/UTES 01		Army Guard	Hastings	132	357,906	0	0	0	0	3,239	3,239	128.4	260	17	25
NG Lincoln AASF/Readiness Center		Army Guard	Lincoln	9	203,128	0	0	0	0	65	65	69.6	728	65	71
NG Mead TS/FMS 06/UTES 02		Army Guard	Mead	13	89,339	0	0	0	0	1,197	1,197	21.4	1	23	0
* OTHER SITE(S) : 15				19	210,523	13	169,752	0	0	973	992	95.4	600	32	0
Nebraska Total:				244	1,131,141	14	172,591	0	0	6,762	6,781	449.8	2,689	151	110
Nevada															
Hawthorne Army Depot		Army Active	Hawthorne	2,518	9,717,698	0	0	0	0	147,236	147,236	4,380.5	479	50	448
Nellis AFB		Army Reserve	Las Vegas	3	82,549	0	0	0	0	0	22	56.2	493	476	0
* OTHER SITE(S) : 4				11	67,385	0	0	1	10,404	390	395	22.6	872	9	1
Nevada Total:				2,532	9,867,632	0	0	1	10,404	147,626	147,653	4,459.3	1,844	535	449
New Hampshire															
AFRC Londonderry		Army Reserve	Londonderry	3	135,079	0	0	0	0	49	49	37.0	1,092	44	3
Somersworth USARC		Army Reserve	Somersworth	3	56,045	0	0	0	0	15	15	15.8	222	3	0
* OTHER SITE(S) : 3				10	71,833	0	0	0	0	12	12	19.2	203	3	0
New Hampshire Total:				16	262,957	0	0	0	0	76	76	71.9	1,517	50	3
New Jersey															
Caven Point USARC		Army Reserve	Jersey City	4	55,506	0	0	0	0	27	27	21.1	420	5	0
Fort Monmouth Evans	C	Army Active	Belmar	61	260,016	0	0	0	0	70	70	79.9	0	0	0
Fort Monmouth Main Post	C	Army Active	Red Bank	428	5,053,693	0	0	1	5,100	1,126	1,126	1,648.1	483	3,541	2,383
NG NAS Lakehurst TS		Army Guard	Lakehurst	3	127,726	0	0	0	0	190	190	42.1	231	1	0

* US Locations that do not meet criteria of at least ten (10) Acres AND at least \$10M PRV. US Territories and Non-US Locations that do not meet criteria of at least ten (10) Acres OR at least \$10M PRV.

DEPARTMENT OF DEFENSE - Army
Base Structure Report - As of 30 Sept 2010

SITE	BRAC 2005	COMPONENT	NAME NEAREST CITY	BUILDINGS						ACRES OWNED	TOTAL ACRES	PRV (\$M)	MIL	CIV	OTHER
				OWNED		LEASED		OTHER							
				COUNT	SQFT	COUNT	SQFT	COUNT	SQFT						
Pedricktown Support Facility		Army Reserve	Pedricktown	18	101,293	0	0	0	0	39	39	28.1	0	0	0
Picatinny Arsenal	R	Army Active	Dover	644	3,441,696	0	0	16	65,750	6,493	6,493	1,410.6	223	3,582	1,446
SGT J.W. Joyce Kilmer USARC	C	Army Reserve	Edison	3	97,395	0	0	0	0	24	24	27.0	0	0	0
* OTHER SITE(S) : 7				13	218,860	0	0	0	0	66	66	64.9	1,180	16	0
New Jersey Total:				1,174	9,356,185	0	0	17	70,850	8,035	8,035	3,321.8	2,537	7,145	3,829
<u>New Mexico</u>															
Fort Bliss AAA Ranges		Army Active	Orogrande	407	1,206,993	0	0	11	3,981	977,394	995,404	851.6	81	43	1
Fort Wingate Depot Activity		Army Active	Fort Wingate	827	1,922,016	0	0	0	0	16,691	16,691	697.3	0	14	4
Jenkins AFRC	C	Army Reserve	Albuquerque	9	108,771	0	0	0	0	0	12	26.9	0	0	0
White Sands Missile Range	R	Army Active	Las Cruces	1,046	4,564,959	0	0	473	823,141	2,293,431	2,293,431	2,777.6	1,094	2,327	2,383
* OTHER SITE(S) : 10				16	101,775	0	0	11	5,869	11,884	11,884	36.1	327	14	0
New Mexico Total:				2,305	7,904,514	0	0	495	832,991	3,299,400	3,317,421	4,389.5	1,502	2,398	2,388
<u>New York</u>															
Amityville AFRC	C	Army Reserve	Amityville	7	63,708	0	0	0	0	15	15	18.4	248	0	0
CW2 Kerry P. Hein USARC		Army Reserve	Shoreham	6	46,261	0	0	0	0	23	23	15.6	487	4	0
Ernie Pyle USARC/AMSA #12	R	Army Reserve	New York City	10	296,552	0	0	0	0	36	36	98.3	1,976	79	9
Floyd Wet Site		Army Reserve	Franklin Springs	5	10,666	0	0	0	0	51	51	10.9	0	0	0
Fort Drum	R	Army Active	Evans Mills	1,175	10,422,466	116	503,958	1,323	6,221,070	107,598	107,605	5,528.0	19,050	2,578	2,616
Fort Hamilton	R	Army Active	New York City	40	700,117	0	0	28	454,259	221	221	446.1	919	599	316
MAJ D W Holleder USARC		Army Reserve	Webster	3	65,495	0	0	0	0	12	12	16.6	318	8	0
NG Rochester CSMS C		Army Guard	Rochester	7	75,405	0	0	0	0	10	10	19.9	0	0	0
NG Youngstown TS		Army Guard	Ransomville	44	66,288	0	0	0	0	860	860	28.7	0	0	0
Niagara Falls AFRC	C	Army Reserve	Niagara Falls	13	179,623	0	0	0	0	22	22	38.1	41	19	0
Orangeburg USARC		Army Reserve	Orangeburg	7	46,334	0	0	0	0	306	306	15.0	344	3	0
Seneca Army Depot Activity		Army Active	Unknown	15	49,635	0	0	0	0	1,381	1,381	53.9	0	0	0
SGT Horace D Bradt USARC		Army Reserve	Schenectady	5	54,334	0	0	0	0	12	12	14.1	398	14	1
SSG Frederick J. III Jr. USARC		Army Reserve	Bullville	6	41,749	0	0	0	0	153	153	13.4	168	0	0
Staten Island USARC		Army Reserve	New York City	5	122,732	0	0	0	0	14	14	41.3	596	22	0
Stewart Annex		Army Active	Holtsville	4	68,493	0	0	0	0	10	10	27.9	9	1	22
Stewart Newburgh USARC	C	Army Reserve	New Windsor	11	183,978	0	0	0	0	40	40	67.3	482	25	2
Watervliet Arsenal	R	Army Active	Troy	65	2,110,955	0	0	0	0	143	143	496.3	323	990	305
West Point Mil Reservation	R	Army Active	West Point	537	7,603,817	1	19,054	2	37,600	16,068	16,068	3,246.4	6,606	2,523	1,971
* OTHER SITE(S) : 102				73	928,571	88	137,987	1	1,500	144	153	262.5	4,597	157	5
New York Total:				2,038	23,137,179	205	660,999	1,354	6,714,429	127,120	127,137	10,458.6	36,562	7,022	5,247
<u>North Carolina</u>															
801 Housing/Heritage Village		Army Active	Raeford	0	0	252	658,104	0	0	0	70	117.8	0	0	0

* US Locations that do not meet criteria of at least ten (10) Acres AND at least \$10M PRV. US Territories and Non-US Locations that do not meet criteria of at least ten (10) Acres OR at least \$10M PRV.

DEPARTMENT OF DEFENSE - Army
Base Structure Report - As of 30 Sept 2010

SITE	BRAC 2005	COMPONENT	NAME NEAREST CITY	BUILDINGS						ACRES OWNED	TOTAL ACRES	PRV (\$M)	MIL	CIV	OTHER
				OWNED		LEASED		OTHER							
				COUNT	SQFT	COUNT	SQFT	COUNT	SQFT						
Camp Mackall		Army Active	Hoffman	72	258,875	0	0	0	0	7,917	63,197	146.7	1,051	132	176
Charlotte USARC		Army Reserve	Charlotte	8	87,251	0	0	0	0	14	14	19.0	648	82	0
Fort Bragg	R	Army Active	Fort Bragg	2,049	25,421,596	0	0	3,913	12,606,067	152,915	152,915	10,942.4	52,789	8,320	8,177
Greenville USARC		Army Reserve	Greenville	4	94,474	0	0	0	0	15	15	20.9	0	0	0
Military Ocean Tml Sunny Point		Army Active	Southport	84	255,662	0	0	0	0	16,318	16,318	667.4	135	319	203
Morehead City USARC/AMSA #128		Army Reserve	Morehead City	4	38,594	0	0	0	0	24	24	11.2	64	14	0
MTA Camp Butner		Army Guard	Stem	0	0	0	0	92	69,390	0	4,800	21.2	95	0	5
NG Asheville Armory/FMS 01		Army Guard	Asheville	0	0	0	0	2	41,490	0	15	10.5	162	7	0
NG Foothills Readiness Ctr/FMS 2		Army Guard	Lenoir	0	0	0	0	3	68,545	0	25	33.8	209	12	0
* OTHER SITE(S) : 40				75	555,812	7	61,443	0	0	205	1,247,746	141.4	2,667	125	38
North Carolina Total:				2,296	26,712,264	259	719,547	4,010	12,785,492	177,407	1,485,138	12,132.3	57,820	9,011	8,599
North Dakota															
Lewis and Clark USARC		Army Reserve	Bismarck	7	47,471	0	0	0	0	10	10	11.3	124	14	0
Mickelsen Stanley R SFG MSR		Army Reserve	Nekoma	12	276,862	0	0	0	0	631	631	99.6	0	0	0
Mickelsen Stanley R SFG RSL 1		Army Reserve	Hampden	1	13,008	0	0	0	0	315	315	10.6	0	0	0
Mickelsen Stanley R SFG RSL 2		Army Reserve	Langdon	1	12,865	0	0	0	0	312	312	10.5	0	0	0
Mickelsen Stanley R SFG RSL 3		Army Reserve	Mountain	1	12,832	0	0	0	0	333	333	12.3	0	0	0
Mickelsen Stanley R SFG RSL 4		Army Reserve	Fairdale	1	13,150	0	0	0	0	318	318	11.4	0	0	0
NG Grand Forks Armory		Army Guard	Grand Forks	1	82,365	0	0	0	0	11	11	19.9	366	1	6
NG Minot AFRC		Army Guard	Minot	2	129,697	0	0	0	0	20	20	34.5	194	41	4
* OTHER SITE(S) : 5				4	43,216	2	8,743	0	0	0	32	13.5	167	4	0
North Dakota Total:				30	631,466	2	8,743	0	0	1,950	1,982	223.6	851	60	10
Northern Mariana Islands															
* OTHER SITE(S) : 1				6	16,296	0	0	0	0	0	5	6.0	112	7	0
Northern Mariana Islands Total:				6	16,296	0	0	0	0	0	5	6.0	112	7	0
Ohio															
(Cooney USARC/AMSA #165 S-S)		Army Reserve	Milan	3	19,700	0	0	0	0	10	10	12.0	259	1	0
83rd Div Memorial USARC/AMSA		Army Reserve	Columbus	3	156,017	0	0	0	0	20	20	32.3	675	109	10
Defense Supply Center Columbus		Army Active	Columbus	44	4,443,381	0	0	0	0	489	489	920.0	11	7	36
Fort Hayes Memorial USARC	C	Army Reserve	Columbus	3	49,281	0	0	0	0	11	11	13.3	23	0	0
Kings Mills Memorial USARC		Army Reserve	Maineville	7	97,696	0	0	0	0	19	19	18.8	137	3	0
NG Camp Sherman TS		Army Guard	Chillicothe	11	55,244	0	0	1	191	463	463	13.9	167	2	1
NG Defense Supply Center Columbus ARNG Support Center		Army Guard	Columbus	1	55,022	0	0	0	0	40	40	13.2	0	99	0
NG McConnellsville TS		Army Guard	McConnellsville	13	187,448	0	0	0	0	444	444	39.2	397	12	4
NG Rickenbacker (MTA)	R	Army Guard	Columbus	28	338,165	0	0	0	0	124	124	116.4	893	15	67

* US Locations that do not meet criteria of at least ten (10) Acres AND at least \$10M PRV. US Territories and Non-US Locations that do not meet criteria of at least ten (10) Acres OR at least \$10M PRV.

DEPARTMENT OF DEFENSE - Army
Base Structure Report - As of 30 Sept 2010

SITE	BRAC 2005	COMPONENT	NAME NEAREST CITY	BUILDINGS						ACRES OWNED	TOTAL ACRES	PRV (\$M)	MIL	CIV	OTHER
				OWNED		LEASED		OTHER							
				COUNT	SQFT	COUNT	SQFT	COUNT	SQFT						
PFC Devin J. Grella USARC/AMSA 3		Army Reserve	North Canton	3	66,263	0	0	0	0	10	10	16.5	316	14	0
Ravenna AAP		Army Active	Ravenna	28	184,374	0	0	0	0	1,280	1,280	69.5	0	0	17
Ravenna Training and Log Site		Army Guard	Newton Falls	889	3,326,720	0	0	16	110,086	20,140	20,140	947.6	426	18	16
Rickenbacker USARC		Army Reserve	Columbus	1	114,072	0	0	0	0	24	28	24.3	319	6	0
Taylor Station Road USARC		Army Reserve	Blacklick	3	79,980	0	0	0	0	10	10	15.6	484	9	0
Toledo Area USAR		Army Reserve	Monclova	2	71,671	0	0	0	0	0	52	17.0	221	27	0
Twinsburg USARC/AMSA #123		Army Reserve	Twinsburg	2	113,167	0	0	0	0	24	24	27.3	689	35	0
US Army Joint Sys Mfg Ctr Lima	R	Army Active	Lima	37	1,619,862	0	0	0	0	370	370	317.5	5	44	800
* OTHER SITE(S) : 31				63	502,043	0	0	1	22,000	378	400	122.9	2,555	70	3
Ohio Total:				1,141	11,480,105	0	0	18	132,277	23,856	23,934	2,737.3	7,577	471	954
Oklahoma															
Camp Gruber		Army Guard	Braggs	179	446,752	0	0	3	1,843	33,027	33,027	227.1	408	26	58
Fort Sill	R	Army Active	Fort Sill	1,677	13,598,189	0	0	54	193,457	93,829	93,831	4,273.9	21,571	3,116	5,329
McAlester AAP	R	Army Active	Mcalester	2,167	9,684,303	0	0	0	0	44,962	44,964	2,757.0	221	2,038	531
NG Regional Trng Inst		Army Guard	Oklahoma City	9	233,398	0	0	0	0	33	33	54.0	304	3	7
Twaddle AFRC	C	Army Reserve	Oklahoma City	9	151,031	0	0	0	0	26	26	34.4	570	27	3
* OTHER SITE(S) : 27				48	372,908	10	56,212	7	44,155	29	73	113.6	1,392	47	0
Oklahoma Total:				4,089	24,486,581	10	56,212	64	239,455	171,906	171,954	7,460.0	24,466	5,257	5,928
Oregon															
NG Bend CoteF		Army Guard	Bend	5	83,492	0	0	0	0	160	160	23.1	0	0	52
NG Redmond Coutes		Army Guard	Redmond	0	0	0	0	12	27,047	0	44,027	13.3	33	26	8
Umatilla Chem Depot	C	Army Active	Hermiston	1,212	3,594,294	0	0	0	0	19,729	19,729	1,430.7	8	430	820
* OTHER SITE(S) : 15				42	218,260	1	6	4	41,398	7,403	7,453	72.1	1,121	16	10
Oregon Total:				1,259	3,896,046	1	6	16	68,445	27,292	71,369	1,539.3	1,162	472	890
Pennsylvania															
Bristol Veterans Mem USARC		Army Reserve	Bristol	3	41,749	0	0	0	0	16	16	12.5	318	7	0
Carlisle Barracks		Army Active	Carlisle	93	1,091,754	0	0	35	196,703	454	454	400.9	747	746	686
Chap L J Sabalis Mem USARC		Army Reserve	Wilkes Barre	3	50,993	0	0	0	0	20	20	12.2	411	6	0
Charles E Kelly Support Facility	C	Army Active	Oakdale	46	244,827	0	0	0	0	125	125	57.8	2	46	0
Defense Distrib Depot Susq	R	Army Active	New Cumberland	113	6,579,081	0	0	0	0	848	848	1,217.9	248	185	152
ECS / AMSA #103 (G)		Army Reserve	Conneaut Lake	2	56,181	0	0	0	0	11	11	17.2	0	45	0
Edgemont USARC / AMSA #31 (G)		Army Reserve	Edgemont	5	62,376	0	0	0	0	49	49	23.4	616	20	0
Erie County USARC		Army Reserve	Fairview	3	43,378	0	0	0	0	0	15	17.9	312	6	0
Finleyville NIKE-PI-43		Army Reserve	Uledi	13	44,752	0	0	0	0	128	128	13.8	0	0	0
Fort Indiantown Gap		Army Guard	Annville	736	3,714,691	0	0	6	27,437	17,222	17,222	1,148.8	9,352	924	1,193

* US Locations that do not meet criteria of at least ten (10) Acres AND at least \$10M PRV. US Territories and Non-US Locations that do not meet criteria of at least ten (10) Acres OR at least \$10M PRV.

DEPARTMENT OF DEFENSE - Army
Base Structure Report - As of 30 Sept 2010

SITE	BRAC 2005	COMPONENT	NAME NEAREST CITY	BUILDINGS						ACRES OWNED	TOTAL ACRES	PRV (\$M)	MIL	CIV	OTHER
				OWNED		LEASED		OTHER							
				COUNT	SQFT	COUNT	SQFT	COUNT	SQFT						
Greencastle USARC / AMSA #113		Army Reserve	Greencastle	5	39,360	0	0	0	0	31	31	11.2	0	12	0
Johnstown Aviation Support Fac		Army Reserve	Johnstown	9	223,997	0	0	0	0	0	126	88.8	75	0	0
Letterkenny Army Depot	R	Army Active	Chambersburg	1,347	5,459,820	11	422,614	1	3,740	18,660	18,668	1,633.9	98	2,175	1,480
Neville Island Mnt Support Facility		Army Active	Pittsburgh	17	54,014	0	0	0	0	15	15	10.3	0	0	0
NG Fort Mifflin		Army Guard	Philadelphia	10	60,685	0	0	0	0	27	27	13.3	0	9	0
North Penn USARC	C	Army Reserve	Norristown	7	54,817	0	0	0	0	19	19	15.9	142	4	0
Scranton AAP		Army Active	Scranton	7	386,157	0	0	0	0	15	15	118.2	0	13	287
T/SGT Vernon McGarity USARC	R	Army Reserve	Coraopolis	3	151,981	0	0	0	0	3	38	39.0	1,015	62	0
Tobyhanna Army Depot	R	Army Active	Tobyhanna	148	4,547,507	0	0	0	0	1,296	1,296	1,097.2	318	4,208	1,039
* OTHER SITE(S) : 86				143	1,325,285	28	247,503	0	0	1,063	1,167	407.0	6,230	195	16
Pennsylvania Total:				2,713	24,233,405	39	670,117	42	227,880	40,002	40,289	6,357.1	19,884	8,663	4,853
<u>Puerto Rico</u>															
AMSA #161 (G)		Army Reserve	Fort Buchanan, Catano	2	45,614	0	0	0	0	7	7	15.7	0	0	15
Cpt E. Rubio Jr./Puerto Nuevo	R	Army Reserve	Puerto Nuevo	7	88,633	0	0	0	0	63	63	30.9	730	9	0
Fort Buchanan	R	Army Reserve	Fort Buchanan, Catano	327	1,874,306	0	0	5	24,162	746	746	1,117.1	2,760	1,180	786
LTC H.G. Pesquera/Fort Allen		Army Reserve	Fort Buchanan, Catano	5	109,871	0	0	0	0	40	40	35.2	370	8	4
MTA Camp Santiago Rq 577		Army Guard	Salinas, Salinas	363	849,261	0	0	0	0	11,930	11,930	284.2	717	1	170
NG Fort Allen		Army Guard	Juana Diaz	104	369,371	0	0	0	0	776	776	115.8	1,581	81	532
Ramey USARC/Aquadilla	R	Army Reserve	Aguadilla	5	67,490	0	0	0	0	59	59	19.5	730	13	0
Roosevelt Rds Nav Sta USARC		Army Reserve	Roosevelt Ros Naval Sta	6	100,052	0	0	0	0	54	56	29.4	617	9	0
* OTHER SITE(S) : 8				21	101,934	2	26,417	0	0	19	19	41.5	960	11	0
Puerto Rico Total:				840	3,606,532	2	26,417	5	24,162	13,695	13,698	1,689.3	8,465	1,312	1,507
<u>Rhode Island</u>															
NG Camp Fogarty TS		Army Guard	East Greenwich	36	259,739	0	0	0	0	374	374	78.4	782	67	26
* OTHER SITE(S) : 12				25	225,427	4	5,281	0	0	143	150	62.1	1,023	29	4
Rhode Island Total:				61	485,166	4	5,281	0	0	517	524	140.5	1,805	96	30
<u>South Carolina</u>															
1LT Thomas Kukowski USARC		Army Reserve	Greenville	3	88,171	2	20,158	0	0	3	18	21.8	622	45	0
Fort Jackson	R	Army Active	Columbia	924	9,308,904	0	0	27	78,983	52,301	52,301	2,558.4	27,865	2,733	3,109
N Charleston USARC/AMSA #121		Army Reserve	Charleston	3	77,378	0	0	0	0	16	16	17.2	0	0	0
NG MTA Clarks Hill Reservation		Army Guard	Plum Branch	33	39,092	0	0	0	0	871	871	14.4	0	0	4
* OTHER SITE(S) : 15				35	189,386	1	0	7	16,446	50	68	110.6	1,724	36	0
South Carolina Total:				998	9,702,930	3	20,158	34	95,429	53,241	53,274	2,722.3	30,211	2,814	3,113

* US Locations that do not meet criteria of at least ten (10) Acres AND at least \$10M PRV. US Territories and Non-US Locations that do not meet criteria of at least ten (10) Acres OR at least \$10M PRV.

DEPARTMENT OF DEFENSE - Army
Base Structure Report - As of 30 Sept 2010

SITE	BRAC 2005	COMPONENT	NAME NEAREST CITY	BUILDINGS						ACRES OWNED	TOTAL ACRES	PRV (\$M)	MIL	CIV	OTHER
				OWNED		LEASED		OTHER							
				COUNT	SQFT	COUNT	SQFT	COUNT	SQFT						
South Dakota															
MSG Woodrow Wilson Keeble AFRC		Army Reserve	Sioux Falls	3	49,130	0	0	0	0	11	11	11.6	161	1	0
* OTHER SITE(S) : 6				10	61,343	0	0	2	8,739	12	896	15.4	145	1	0
South Dakota Total:				13	110,473	0	0	2	8,739	23	907	27.0	306	2	0
Tennessee															
CSM Paul B. Huff USARC		Army Reserve	Nashville	3	48,958	0	0	0	0	15	15	10.2	94	9	0
Fort Campbell TN		Army Active	Clarksville	711	6,939,849	0	0	864	2,397,321	69,301	69,301	3,207.5	0	15	0
Hewgley USARC		Army Reserve	Knoxville	2	52,500	0	0	0	0	10	10	11.3	484	25	0
Holston AAP	R	Army Active	Kingsport	456	2,465,185	0	0	2	18,300	6,117	6,117	736.3	1	20	179
Lyell AFRC/AMSA #153(G)		Army Reserve	Nashville	8	103,470	0	0	0	0	14	14	21.4	1,149	32	0
Milan AAP	R	Army Active	Milan	1,395	3,645,460	0	0	0	0	22,357	22,357	1,207.4	1	22	550
NG VTS Milan		Army Guard	Milan	70	226,768	0	0	0	0	2,568	2,568	59.7	221	14	23
NG VTS Smyrna		Army Guard	Smyrna	47	524,770	0	0	11	89,075	830	848	172.1	1,382	168	100
NG VTS Tullahoma		Army Guard	Tullahoma	33	56,923	0	0	2	2,561	7,393	7,393	40.0	123	0	40
NSA Millington USARC		Army Reserve	Millington	0	0	0	0	8	129,180	0	20	26.0	896	13	0
* OTHER SITE(S) : 25				92	4,146,721	17	21,978	0	0	354	367	708.2	940	39	0
Tennessee Total:				2,817	18,210,604	17	21,978	887	2,636,437	108,959	109,010	6,200.0	5,291	357	892
Texas															
Austin Memorial AFRC		Army Reserve	Austin	3	72,525	0	0	0	0	11	13	16.3	575	30	0
Camp Bullis		Army Active	San Antonio	277	652,152	0	0	9	105,426	27,993	27,993	262.6	2,251	38	68
Camp Swift		Army Guard	Bastrop	108	341,575	0	0	0	0	11,715	11,715	114.8	521	6	45
Conroe USARC/ASF 62		Army Reserve	Conroe	9	115,687	0	0	0	0	44	44	40.5	657	80	0
Corpus Christi #2 AFRC		Army Reserve	Corpus Christi	2	47,500	0	0	2	24,135	0	142	15.6	74	1	0
Ellington Field AFRC		Army Reserve	Houston	1	172,919	0	0	0	0	42	42	35.6	0	0	0
Fort Bliss	R	Army Active	El Paso	972	16,207,014	300	556,313	3,063	7,408,833	122,127	122,127	7,270.6	28,468	4,684	6,765
Fort Hood	R	Army Active	Killeen	1,932	20,282,151	311	378,799	3,382	11,597,949	208,932	214,223	9,083.3	49,663	5,293	13,909
Fort Sam Houston	R	Army Active	San Antonio	395	10,779,664	6	387,730	1,040	2,763,340	2,830	2,830	3,805.3	17,647	6,902	4,697
Fort Wolters		Army Guard	Mineral Wells	59	110,575	0	0	2	3,200	3,990	3,990	70.4	136	7	15
Grand Prairie Reserve Complex		Army Reserve	Grand Prairie	32	422,864	0	0	0	0	68	68	92.7	2,733	35	0
Houston USARC #2	C	Army Reserve	Houston	7	76,661	0	0	0	0	12	12	15.8	624	33	0
Lone Star AAP	C	Army Active	Texarkana	870	3,242,285	0	0	0	0	15,571	15,571	996.7	1	18	326
Longhorn AAP		Army Active	Marshall	374	1,082,262	0	0	0	0	8,493	8,493	297.0	0	0	0
NG Houston - Westheimer		Army Guard	Houston	3	80,915	0	0	0	0	29	29	17.0	583	69	0
NG Laredo		Army Guard	Laredo	3	56,224	0	0	0	0	10	10	12.0	210	0	0
NG Saginaw		Army Guard	Fort Worth	23	182,076	0	0	0	0	143	143	47.7	0	76	148
NG Temple		Army Guard	Temple	7	63,876	0	0	0	0	20	20	17.6	518	1	0
Red River Army Depot	R	Army Active	Texarkana	1,318	8,195,042	22	225,601	14	38,055	22,698	22,704	1,821.6	108	4,751	1,020

* US Locations that do not meet criteria of at least ten (10) Acres AND at least \$10M PRV. US Territories and Non-US Locations that do not meet criteria of at least ten (10) Acres OR at least \$10M PRV.

DEPARTMENT OF DEFENSE - Army
Base Structure Report - As of 30 Sept 2010

SITE	BRAC 2005	COMPONENT	NAME NEAREST CITY	BUILDINGS						ACRES OWNED	TOTAL ACRES	PRV (\$M)	MIL	CIV	OTHER
				OWNED		LEASED		OTHER							
				COUNT	SQFT	COUNT	SQFT	COUNT	SQFT						
Seagoville USARC		Army Reserve	Seagoville	10	132,278	0	0	0	0	206	206	44.6	1,466	45	0
* OTHER SITE(S) : 62				162	951,730	19	164,330	6	28,111	4,793	6,342	276.2	3,497	174	0
Texas Total:				6,567	63,267,975	658	1,712,773	7,518	21,969,049	429,685	436,718	24,353.9	109,732	22,243	26,993
Utah															
Deseret Chemical Depot	C	Army Active	Stockton	321	1,374,752	0	0	2	960	19,364	19,364	483.5	2	378	1,858
Dugway Proving Ground		Army Active	Dugway	609	2,337,361	1	2,880	5	82,232	798,214	798,214	1,314.3	213	705	963
Fort Douglas AFRC Complex	R	Army Reserve	Salt Lake City	21	403,097	3	20,290	0	0	54	54	103.4	1,775	97	2
Frank M. Browning USARC		Army Reserve	Ogden	3	52,913	0	0	0	0	138	138	16.1	427	6	0
Green River Test Complex		Army Active	Altamont	32	52,862	0	0	0	0	3,628	3,628	47.2	0	0	0
Kenichi (Ken) Uchida USARC		Army Reserve	Centerville	4	55,448	0	0	0	0	10	10	14.4	303	2	0
MTA-L Camp Williams		Army Guard	Riverton	79	35,177	0	0	173	830,844	18,506	21,379	302.6	2,763	49	260
NG Saint George/FMS 5B		Army Guard	St. George	9	55,887	0	0	0	0	70	70	14.1	318	0	1
Ogden Maintenance Center 269		Army Reserve	Ogden	2	125,472	0	0	0	0	12	12	31.7	126	45	0
Ogden Storage Facility 11-C		Army Reserve	Ogden	1	281,700	0	0	0	0	28	28	49.7	0	0	0
Tooele Army Depot	R	Army Active	Tooele	1,060	6,237,293	24	669,345	1	4,617	23,374	23,914	1,527.8	3	512	128
* OTHER SITE(S) : 7				12	76,419	1	10,440	7	60,642	12	661	40.3	836	11	0
Utah Total:				2,153	11,088,381	29	702,955	188	979,295	863,410	867,472	3,945.1	6,766	1,805	3,212
Vermont															
NG Ethan Allen AFB MTA		Army Guard	Colchester	44	236,571	0	0	0	0	667	667	52.2	597	45	11
NG So Burlington AASF and RC		Army Guard	South Burlington	3	151,434	0	0	0	0	0	27	45.3	151	36	4
NG TS Ethan Allen Range		Army Guard	Jericho	101	329,303	0	0	4	7,220	11,219	11,219	112.9	566	15	70
* OTHER SITE(S) : 6				10	149,021	2	38,600	0	0	18	24	43.0	555	2	4
Vermont Total:				158	866,329	2	38,600	4	7,220	11,904	11,937	253.5	1,869	98	89
Virgin Islands															
NG 210th RTI Hams Bluff		Army Guard	Frederiksted	0	0	0	0	2	6,300	22	22	2.9	18	0	0
NG Bethlehem Military Compound		Army Guard	Christiansted	12	121,189	0	0	0	0	69	69	48.3	35	10	0
NG Sprat Hall		Army Guard	Frederiksted	2	26,886	0	0	1	0	12	12	18.5	64	0	0
* OTHER SITE(S) : 3				0	0	2	13,896	4	16,080	0	1	11.1	18	0	0
Virgin Islands Total:				14	148,075	2	13,896	7	22,380	103	104	80.8	135	10	0
Virginia															
Arlington National Cemetery		Army Active	Arlington	27	174,221	0	0	1	96	625	625	57.1	0	0	0
Defense General Supply Center	R	Army Active	Richmond	75	6,528,629	0	0	0	0	674	674	1,192.2	124	81	45
Fort A P Hill		Army Active	Bowling Green	413	1,210,833	0	0	3	682	75,794	75,819	542.7	2,243	444	349
Fort Belvoir	R	Army Active	Fort Belvoir	445	8,781,201	0	0	934	3,661,157	8,670	8,670	3,631.0	6,807	13,140	6,904
Fort Eustis	R	Army Active	Fort Eustis	425	5,682,396	0	0	309	1,615,821	7,870	7,871	2,121.5	8,903	2,369	2,032

* US Locations that do not meet criteria of at least ten (10) Acres AND at least \$10M PRV. US Territories and Non-US Locations that do not meet criteria of at least ten (10) Acres OR at least \$10M PRV.

DEPARTMENT OF DEFENSE - Army
Base Structure Report - As of 30 Sept 2010

SITE	BRAC 2005	COMPONENT	NAME NEAREST CITY	BUILDINGS						ACRES OWNED	TOTAL ACRES	PRV (\$M)	MIL	CIV	OTHER
				OWNED		LEASED		OTHER							
				COUNT	SQFT	COUNT	SQFT	COUNT	SQFT						
Fort Lee	R	Army Active	Fort Lee	359	7,933,701	0	0	44	189,152	5,805	5,907	2,248.8	13,380	4,295	2,541
Fort Monroe	C	Army Active	Hampton	273	2,019,675	0	0	5	208,293	566	566	562.1	1,375	1,620	646
Fort Myer	R	Army Active	Arlington	167	2,298,489	0	0	1	13,438	1,244	1,244	688.7	2,257	887	922
Fort Pickett, ARNG MTC		Army Guard	Blackstone	567	2,441,407	0	0	0	0	83,872	83,872	1,032.8	2,863	292	845
NG AASF Byrd Field		Army Guard	Sandston	23	105,627	0	0	0	0	92	92	40.4	427	71	0
NG Army Guard Readiness Center		Army Guard	Arlington	3	263,710	0	0	0	0	15	15	84.9	2,689	872	37
NG Camp Pendleton SMR		Army Guard	Virginia Beach	1	4,757	0	0	124	364,402	28	257	96.4	201	320	60
NG Sandston Armory		Army Guard	Sandston	16	73,440	0	0	0	0	29	29	18.5	199	39	0
Radford AAP		Army Active	Radford	1,114	4,051,661	0	0	0	0	6,901	6,901	1,392.4	1	108	1,788
Rivanna Station		Army Active	Charlottesville	1	260,000	0	0	0	0	76	76	31.8	267	222	44
* OTHER SITE(S) : 23				40	363,244	11	12,658	2	14,508	165	170	94.4	2,191	105	1
Virginia Total:				3,949	42,192,990	11	12,658	1,423	6,067,549	192,426	192,788	13,835.9	43,927	24,865	16,214
Washington															
AMSA 137 (Marine)		Army Reserve	Tacoma	1	68,379	0	0	0	0	0	10	40.5	502	26	0
Fort Lawton USAR Complex	C	Army Reserve	Seattle	11	191,077	0	0	0	0	65	65	50.8	456	12	0
Fort Lewis	R	Army Active	Tacoma	1,639	18,343,258	2	52	2,856	7,077,253	84,345	86,042	9,195.2	41,338	5,853	7,593
NG Kent		Army Guard	Kent	8	86,035	0	0	0	0	15	15	20.3	636	0	2
SSG Joe R. Hooper USARC		Army Reserve	Bothell	7	101,749	0	0	0	0	41	41	30.1	301	7	0
Vancouver Barracks	C	Army Reserve	Vancouver	29	234,081	0	0	0	0	40	42	65.6	828	17	0
Yakima Training Center		Army Active	Yakima	207	795,712	0	0	1	720	323,249	323,426	651.2	925	602	140
* OTHER SITE(S) : 13				36	221,797	0	0	4	68,567	385	391	75.4	938	20	0
Washington Total:				1,938	20,042,088	2	52	2,861	7,146,540	408,141	410,031	10,129.0	45,924	6,537	7,735
West Virginia															
Big Bend USARC / OMS		Army Reserve	Bigbend	2	19,244	0	0	0	0	13	13	22.6	38	1	0
Charleston AFRC / AMSA #107		Army Reserve	Charleston	2	71,150	0	0	0	0	12	12	16.5	275	31	0
NG Camp Dawson AFRC		Army Guard	Kingwood	2	56,697	0	0	0	0	10	10	12.4	305	45	0
NG Eleanor		Army Guard	Red House	6	385,081	0	0	0	0	47	47	74.4	390	214	59
Ohio Co A/P USARC / AMSA #109		Army Reserve	Wheeling	3	42,570	0	0	0	0	0	29	10.9	206	23	0
* OTHER SITE(S) : 25				55	456,911	0	0	0	0	658	708	110.0	2,186	48	0
West Virginia Total:				70	1,031,653	0	0	0	0	739	818	246.7	3,400	362	59
Wisconsin															
Badger AAP		Army Active	Baraboo	579	2,023,849	0	0	0	0	5,435	5,435	751.5	0	4	50
Denis J. Murphy USARC/AMSA/OMS		Army Reserve	Green Bay	2	58,023	0	0	0	0	15	15	15.6	311	20	0
Fort McCoy	R	Army Reserve	Sparta	1,330	6,457,072	82	166,205	10	102,124	59,750	127,730	2,314.7	7,835	1,436	1,639
W. Silver Spring Complex		Army Reserve	Milwaukee	24	321,428	0	0	0	0	127	127	82.3	1,191	40	17

* US Locations that do not meet criteria of at least ten (10) Acres AND at least \$10M PRV. US Territories and Non-US Locations that do not meet criteria of at least ten (10) Acres OR at least \$10M PRV.

DEPARTMENT OF DEFENSE - Army
Base Structure Report - As of 30 Sept 2010

SITE	BRAC 2005	COMPONENT	NAME NEAREST CITY	BUILDINGS						ACRES OWNED	TOTAL ACRES	PRV (\$M)	MIL	CIV	OTHER
				OWNED		LEASED		OTHER							
				COUNT	SQFT	COUNT	SQFT	COUNT	SQFT						
Wausau USARC		Army Reserve	Wausau	2	43,342	0	0	0	0	20	20	10.8	324	7	0
* OTHER SITE(S) : 28				46	388,065	14	134,792	2	3,000	125	202	177.4	1,634	62	0
Wisconsin Total:				1,983	9,291,779	96	300,997	12	105,124	65,471	133,528	3,352.3	11,295	1,569	1,706
Wyoming															
* OTHER SITE(S) : 5				0	0	1	30,000	0	0	8,897	8,905	6.8	60	1	0
Wyoming Total:				0	0	1	30,000	0	0	8,897	8,905	6.8	60	1	0
US/US Territories Total:				77,546	639,263,938	1,694	8,992,495	37,485	132,416,896	11,794,272	13,908,085	260,977.3	894,508	249,025	236,470

* US Locations that do not meet criteria of at least ten (10) Acres AND at least \$10M PRV. US Territories and Non-US Locations that do not meet criteria of at least ten (10) Acres OR at least \$10M PRV.

DEPARTMENT OF DEFENSE - Army
Base Structure Report - As of 30 Sept 2010

SITE	BRAC 2005	COMPONENT	NAME NEAREST CITY	BUILDINGS						ACRES OWNED	TOTAL ACRES	PRV (\$M)	MIL	CIV	OTHER
				OWNED		LEASED		OTHER							
				COUNT	SQFT	COUNT	SQFT	COUNT	SQFT						
Belgium															
Brussels		Army Active	Brussels	0	0	13	187,331	0	0	0	0	49.6	378	653	265
Chateau Gendebien		Army Active	Mons	1	354	1	4,453	4	21,842	0	20	6.9	20	0	5
Chievres AB		Army Active	Chievres Ab	55	374,635	0	0	56	377,193	0	1,012	323.8	124	118	320
Daumerie Caserne		Army Active	Chievres	6	2,104	0	0	30	244,551	0	26	84.3	105	132	252
Mons		Army Active	Mons	1	7,112	12	196,882	0	0	0	0	38.9	0	0	0
Shape Headquarters		Army Active	Mons	3	38,846	0	0	35	432,843	0	0	130.5	718	257	225
Sterrebeek Dependent School		Army Active	Brussels	10	88,436	0	0	0	0	16	16	29.6	14	50	57
* OTHER SITE(S) : 2				1	151	5	26,908	1	1,245	0	0	5.4	86	0	0
Belgium Total:				77	511,637	31	415,574	126	1,077,674	16	1,074	669.0	1,445	1,210	1,124
Colombia															
* OTHER SITE(S) : 1				0	0	1	2,258	0	0	0	0	0.4	0	0	0
Colombia Total:				0	0	1	2,258	0	0	0	0	0.4	0	0	0
Germany															
Amelia Earhart Hotel		Army Active	Wiesbaden	4	1,290	0	0	1	216,207	0	6	65.7	14	308	259
American Arms Hotel		Army Active	Wiesbaden	1	363	0	0	2	291,936	0	5	86.0	7	306	81
Ansbach Leased		Army Active	Ansbach	0	0	18	70,586	0	0	0	0	12.4	0	0	0
Artillery Kaserne		Army Active	Garmisch	25	5,339	0	0	35	516,585	0	37	143.8	67	123	282
Askren Manor FH		Army Active	Schweinfurt	17	30,429	0	0	59	1,473,853	0	72	343.3	0	75	75
Aukamm Hsg Area		Army Active	Wiesbaden	7	50,964	0	0	111	1,283,489	0	93	308.4	0	24	12
Bamberg		Army Active	Bamberg	0	0	100	459,090	0	0	0	18	89.4	0	0	0
Bamberg Airfield		Army Active	Bamberg	3	9,800	0	0	5	6,544	0	220	20.1	0	0	0
Bamberg Storage & Range Area		Army Active	Bamberg	25	15,248	0	0	33	142,275	0	170	48.6	0	0	0
Barton Barracks		Army Active	Ansbach	9	64,583	0	0	24	381,023	0	33	128.5	78	227	296
Baumholder Airfield		Army Active	Baumholder	3	10,412	0	0	1	1,590	0	47	8.8	0	2	0
Baumholder Family Housing		Army Active	Baumholder	13	24,011	0	0	68	2,254,615	0	95	499.6	0	45	38
Baumholder Hospital		Army Active	Baumholder	4	26,925	0	0	13	188,841	0	13	81.9	162	24	62
Baumholder Qm Area		Army Active	Baumholder	16	36,924	0	0	27	359,845	0	60	90.6	0	4	18
Benjamin Franklin Vil Family Housing		Army Active	Mannheim	38	190,840	0	0	183	4,375,865	0	220	1,034.1	75	303	404
Bleidorn Family Housing		Army Active	Ansbach	2	13,680	0	0	25	661,068	0	34	152.0	1	11	17
Boeblingen Family Housing		Army Active	Boeblingen	3	13,883	0	0	22	517,037	1	22	121.5	0	1	78
Boeblingen Range		Army Active	Boeblingen	2	5,157	0	0	6	6,545	0	18	4.4	0	2	0
Boeblingen Training Area		Army Active	Boeblingen	9	9,353	0	0	34	32,846	0	1,419	28.5	0	1	5
Breitenau Skeet Range		Army Active	Garmisch	0	0	0	0	1	4,439	0	50	0.8	0	0	0
Breitenwald Training Area		Army Active	Landstuhl	6	6,634	0	0	2	1,045	0	127	2.4	0	1	1
Cambrai Fritsch Kaserne		Army Active	Darmstadt	1	266	0	0	2	49,590	0	62	19.8	0	0	0
Campbell Barracks		Army Active	Heidelberg	22	56,137	0	0	30	955,223	0	42	330.4	1,644	828	483

* US Locations that do not meet criteria of at least ten (10) Acres AND at least \$10M PRV. US Territories and Non-US Locations that do not meet criteria of at least ten (10) Acres OR at least \$10M PRV.

DEPARTMENT OF DEFENSE - Army
Base Structure Report - As of 30 Sept 2010

SITE	BRAC 2005	NAME NEAREST CITY	BUILDINGS						ACRES OWNED	TOTAL ACRES	PRV (\$M)	MIL	CIV	OTHER
			OWNED		LEASED		OTHER							
			COUNT	SQFT	COUNT	SQFT	COUNT	SQFT						
Coleman Barracks	Army Active	Mannheim	79	276,050	0	0	140	1,600,373	0	583	651.8	1,258	72	290
Conn Barracks	Army Active	Schweinfurt	226	733,338	0	0	50	1,325,940	0	502	615.3	1,758	5	179
Crestview Hsg Area	Army Active	Wiesbaden	0	0	0	0	64	1,106,432	0	33	229.7	0	0	5
Daenner Kaserne	Army Active	Kaiserlautern	21	31,768	0	0	29	427,890	0	31	114.7	479	131	414
Darmstadt Training Center	Army Active	Darmstadt	15	59,965	0	0	5	43,897	0	125	38.3	25	59	101
Dexheim Missile Fac	Army Active	Dexheim	6	14,164	0	0	11	39,015	0	45	17.7	0	0	0
East Camp Grafenwoehr	Army Active	Hof	491	3,167,870	0	0	602	3,568,443	0	2,698	2,078.6	6,151	503	2,578
Echterdingen Airfield	Army Active	Stuttgart	11	23,013	0	0	16	161,661	0	54	64.2	63	22	52
Egelsbach Transmitter Fac	Army Active	Langen	1	2,299	0	0	5	6,762	0	76	4.6	0	0	0
Finthen Airfield	Army Active	Mainz	19	11,179	0	0	1	855	0	107	5.2	0	0	0
Fintherlandstr Family Housing	Army Active	Mainz	0	0	0	0	18	190,855	0	9	39.4	0	0	0
Flynn FH & Training Areas	Army Active	Bamberg	92	248,907	0	0	62	1,392,967	0	2,619	392.8	0	114	3
Freihoelser Tng Area	Army Active	Amberg	11	11,422	0	0	0	0	0	339	10.4	0	0	0
Friedrichsfeld QM Service Ctr	Army Active	Mannheim	12	13,048	0	0	6	228,300	0	39	63.2	0	1	97
Funari Barracks	Army Active	Mannheim	10	35,547	0	0	15	308,748	0	27	100.9	119	80	70
Garmisch Family Housing	Army Active	Garmisch	5	2,448	0	0	20	345,004	0	83	85.2	0	17	11
Garmisch Golf Course	Army Active	Garmisch	8	8,141	0	0	1	3,321	0	72	6.9	0	0	0
General Abrams Hotel And Disp	Army Active	Garmisch	0	0	0	0	11	217,831	0	11	62.9	0	0	0
Germersheim Army Depot	Army Active	Germersheim	123	1,444,010	0	0	23	467,196	0	454	531.1	22	137	455
Giessen General Depot	Army Active	Giessen	14	28,103	0	0	32	1,335,641	0	18	315.9	0	21	385
Grafenwoehr	Army Active	Grafenwoehr	0	0	1,523	4,577,539	0	0	0	167	810.0	16	0	0
Grafenwoehr Training Area	Army Active	Grafenwoehr	558	383,141	0	0	12	11,852	0	51,676	464.8	121	0	1
Gruenstadt AAFES Fac	Army Active	Gruenstadt	9	50,006	0	0	14	322,093	0	18	105.1	0	0	350
Hainerberg Housing and Shop Ctr	Army Active	Wiesbaden	24	126,338	0	0	93	2,338,364	0	165	562.6	0	245	480
Hammonds Barracks	Army Active	Seckenheim	1	229	0	0	9	254,771	0	17	78.1	0	0	57
Hausberg Ski Area	Army Active	Garmisch	2	8,461	0	0	0	0	17	30	1.1	0	0	0
Heidelberg Army Heliport	Army Active	Heidelberg	12	17,235	0	0	8	49,601	0	45	43.5	32	2	57
Heidelberg Community Sup Ctr	Army Active	Heidelberg	23	57,963	0	0	13	362,806	0	27	105.0	16	59	502
Heidelberg Golf Course	Army Active	Heidelberg	9	15,800	0	0	0	0	0	125	13.0	0	0	27
Heidelberg Hospital	Army Active	Heidelberg	10	3,375	0	0	24	515,664	0	23	240.4	634	255	157
Hill 365 Radio Relay Fac	Army Active	Kaiserlautern	4	814	0	0	1	3,948	0	17	2.5	0	0	0
Hohenfels	Army Active	Hohenfels	0	0	497	1,237,624	0	0	0	0	224.9	7	1	0
Hohenfels Training Area	Army Active	Hohenfels	651	1,532,997	1	151	365	1,810,829	0	40,023	1,302.1	2,521	356	1,373
Hoppstaedten Waterworks	Army Active	Baumholder	2	3,085	0	0	2	21,854	0	27	20.6	0	0	0
Husterhoeh Kaserne	Army Active	Pirmasens	39	499,306	0	0	25	532,806	0	131	225.3	30	37	454
Illesheim Leased	Army Active	Illesheim	0	0	89	261,804	0	0	0	1	50.7	7	0	0
Kaiserslautern	Army Active	Kaiserslautern	1	44,485	0	0	0	0	0	472	19.4	167	75	0
Kaiserslautern Army Depot	Army Active	Kaiserslautern	94	705,565	0	0	59	924,701	0	606	399.2	6	95	889
Kaiserslautern Equip Spt Ctr	Army Active	Kaiserslautern	21	36,455	0	0	19	180,720	0	51	52.1	7	5	27
Kastel Housing Area	Army Active	Wiesbaden	7	16,663	0	0	11	372,832	0	28	99.0	0	10	33
Katterbach Kaserne	Army Active	Ansbach	49	200,443	0	0	100	2,531,360	0	439	801.5	1,246	158	281

* US Locations that do not meet criteria of at least ten (10) Acres AND at least \$10M PRV. US Territories and Non-US Locations that do not meet criteria of at least ten (10) Acres OR at least \$10M PRV.

DEPARTMENT OF DEFENSE - Army
Base Structure Report - As of 30 Sept 2010

SITE	BRAC 2005	NAME NEAREST CITY	BUILDINGS						ACRES OWNED	TOTAL ACRES	PRV (\$M)	MIL	CIV	OTHER
			OWNED		LEASED		OTHER							
			COUNT	SQFT	COUNT	SQFT	COUNT	SQFT						
Kefurt & Craig Village Family Housing	Army Active	Stuttgart	1	921	0	0	40	1,044,216	0	38	226.3	0	1	27
Kelley Barracks (GE44F)	Army Active	Stuttgart	31	120,212	0	0	25	743,916	6	72	259.3	800	613	596
Kilbourne Kaserne	Army Active	Heidelberg	8	10,576	0	0	17	87,076	0	13	33.1	0	63	59
Kitzingen	Army Active	Kitzingen	0	0	272	633,164	0	0	0	0	112.0	0	0	0
Kleber Kaserne	Army Active	Kaiserlautern	49	277,750	0	0	31	778,100	0	77	306.0	684	586	862
Kornwestheim Golf Course	Army Active	Kornwestheim	5	27,918	0	0	1	435	0	320	13.0	0	1	30
Lampertheim Training Area	Army Active	Lampertheim	4	722	0	0	1	516	0	4,192	28.4	0	0	0
Landstuhl Heliport	Army Active	Landstuhl	35	80,713	0	0	0	0	0	113	48.9	186	29	29
Landstuhl Hospital	Army Active	Landstuhl	74	234,014	0	0	74	1,549,665	0	165	811.5	1,408	493	519
Ledward Barracks	Army Active	Schweinfurt	149	250,090	0	0	52	1,402,764	0	161	501.2	1,724	172	723
Mainz	Army Active	Mainz	0	0	1	1,967	0	0	0	120	0.6	0	0	0
Mainz-Kastel Station	Army Active	Wiesbaden	9	26,639	0	0	29	764,831	0	58	191.8	184	212	337
Mannheim Class III Point	Army Active	Mannheim	6	13,396	0	0	6	14,125	0	28	21.6	0	0	0
Mark Twain Village Family Housing	Army Active	Heidelberg	9	35,147	0	0	61	1,681,532	0	61	429.7	168	311	250
McCully Barracks	Army Active	Wackernheim	24	250,324	0	0	38	359,604	0	74	188.4	0	15	20
Miesau Ammo Depot	Army Active	Miesau	108	833,934	0	0	497	1,537,026	0	2,326	715.1	433	99	366
Moehringen Family Housing	Army Active	Stuttgart	0	0	0	0	34	399,938	0	32	82.5	130	1	0
Nathan Hale Qm Area	Army Active	Darmstadt	18	58,407	0	0	27	369,185	0	39	103.2	18	0	0
Oberammergau NATO School	Army Active	Garmisch	3	1,827	0	0	4	43,010	0	0	13.0	212	22	390
Oberdachstetten Training Area	Army Active	Ansbach	21	26,361	0	0	73	251,095	0	884	90.6	0	0	0
Oftersheim Small Arms Range	Army Active	Heidelberg	5	3,707	0	0	3	9,551	0	35	7.2	0	3	3
Panzer Kaserne (GE642)	Army Active	Kaiserlautern	2	834	0	0	10	303,644	0	19	92.1	520	252	190
Panzer Kaserne (GE643)	Army Active	Stuttgart	20	101,353	0	0	39	1,266,861	2	90	384.6	1,259	234	752
Patch Barracks	Army Active	Stuttgart	34	334,051	0	0	41	1,218,746	1	110	474.7	2,836	912	1,118
Patrick Henry Village Family Housing	Army Active	Heidelberg	52	433,599	0	0	192	2,951,233	0	250	821.2	19	276	704
Patton Barracks	Army Active	Heidelberg	27	80,329	0	0	27	659,033	0	37	209.7	764	214	414
Pfeffelbach Waterworks	Army Active	Pfeffelbach	1	78	0	0	2	16,896	0	58	17.8	0	0	0
Pulaski Barracks	Army Active	Kaiserlautern	34	67,353	0	0	35	214,114	0	131	93.4	95	69	196
Rheinblick Rec Annex	Army Active	Wiesbaden	3	13,792	0	0	2	14,052	0	175	12.6	0	0	36
Rhine Ordnance Barracks	Army Active	Kaiserlautern	108	449,718	0	0	872	1,964,810	0	3,037	785.1	848	56	335
Robinson Barracks	Army Active	Stuttgart	4	86,810	0	0	4	19,180	1	24	28.6	1	20	42
Robinson-Grenadier Family Housing	Army Active	Stuttgart	2	515	0	0	52	1,396,782	0	124	308.7	0	0	47
Rottershausen Ammo Stor Area	Army Active	Schweinfurt	5	9,520	0	0	25	47,775	0	186	11.4	0	0	0
Sambach AFN Fac	Army Active	Sembach	0	0	0	0	3	1,999	0	10	0.9	0	0	0
Schweinfurt	Army Active	Schweinfurt	0	0	107	664,321	0	0	0	0	125.2	18	1	0
Schweinfurt Training Areas	Army Active	Schweinfurt	83	79,047	0	0	6	12,606	0	10,803	39.5	57	6	17
Schwetzingen Training Area	Army Active	Schwetzingen	1	343	0	0	0	0	0	277	1.0	0	0	0
Sheridan Barracks	Army Active	Garmisch	3	301,799	0	0	11	401,133	0	29	179.0	94	129	582
Shipton Kaserne	Army Active	Ansbach	21	17,349	0	0	21	246,330	0	388	96.9	768	0	9
Smith Barracks	Army Active	Baumholder	182	640,837	0	0	201	3,156,667	0	1,018	1,210.0	4,341	195	763

* US Locations that do not meet criteria of at least ten (10) Acres AND at least \$10M PRV. US Territories and Non-US Locations that do not meet criteria of at least ten (10) Acres OR at least \$10M PRV.

DEPARTMENT OF DEFENSE - Army
Base Structure Report - As of 30 Sept 2010

SITE	BRAC 2005	COMPONENT	NAME NEAREST CITY	BUILDINGS						ACRES OWNED	TOTAL ACRES	PRV (\$M)	MIL	CIV	OTHER
				OWNED		LEASED		OTHER							
				COUNT	SQFT	COUNT	SQFT	COUNT	SQFT						
South Camp Vilseck		Army Active	Vilseck	881	4,468,442	0	0	138	1,338,284	0	2,193	1,576.5	4,997	461	1,168
Spinelli Barracks		Army Active	Mannheim	34	21,525	0	0	71	1,503,810	0	198	359.2	61	34	284
Steuben & Weicht VII Family Housing		Army Active	Stuttgart	2	782	0	0	54	555,685	0	48	118.6	0	1	0
Storck Barracks		Army Active	Illesheim	33	60,892	0	0	96	1,877,309	0	442	591.6	965	94	198
Stuttgart Dependent School		Army Active	Stuttgart	1	301	0	0	4	167,796	0	11	48.8	0	65	21
Sullivan Barracks		Army Active	Mannheim	26	219,817	0	0	50	931,466	0	111	323.3	762	97	393
Sulzheim Training Area		Army Active	Schweinfurt	1	182	0	0	1	190	0	145	9.7	0	0	0
Taylor Barracks		Army Active	Mannheim	72	202,308	0	0	26	654,567	0	113	257.9	32	78	236
Tompkins Barracks		Army Active	Schwetzingen	28	64,396	0	0	31	594,076	0	88	212.1	388	54	97
Vilseck		Army Active	Vilseck	0	0	134	671,352	0	0	0	31	126.7	64	1	0
Wackernhm-Schwabenwaeldchen TA		Army Active	Wackernheim	4	2,000	0	0	7	3,886	0	23	3.2	0	0	0
Warner Barracks		Army Active	Bamberg	178	295,632	0	0	121	2,582,461	0	209	857.7	3,189	353	778
Warner Barracks Family Housing		Army Active	Bamberg	4	746	0	0	13	337,013	0	13	74.7	0	0	0
Weilimdorf Warehouse		Army Active	Stuttgart	0	0	0	0	2	61,758	0	4	11.3	0	0	1
Weisskirchen AFN Trans Fac		Army Active	Weisskirchen	0	0	0	0	6	13,519	0	18	35.9	0	0	0
Wetzel Family Housing		Army Active	Baumholder	7	31,098	0	0	35	1,230,185	0	132	271.8	0	46	4
Wetzel Kaserne		Army Active	Baumholder	15	94,062	0	0	8	99,786	0	215	68.7	0	48	66
Wiesbaden Army Airfield		Army Active	Wiesbaden	56	338,953	0	0	115	2,052,501	0	638	779.8	2,781	604	1,235
Wiesbaden Small Arms Range		Army Active	Wiesbaden	4	6,758	0	0	7	8,398	0	26	6.0	0	0	0
* OTHER SITE(S) : 28				17	56,623	28	91,719	30	157,003	2	52	93.4	731	68	44
Germany Total:				5,374	21,120,372	2,770	8,669,317	5,921	75,823,933	32	135,164	29,573.1	48,270	11,734	25,380
Italy															
Camp Darby		Army Active	Tirrenia	143	623,717	0	0	1	25,269	0	159	309.4	373	114	501
Camp Ederle		Army Active	Vicenza	208	1,407,923	12	101,481	38	412,760	0	147	882.2	2,727	713	1,329
Dal Molin Airfield		Army Active	Vicenza	0	0	0	0	9	233,488	0	153	80.4	4	74	28
Livorno		Army Active	Livorno	0	0	33	165,442	0	0	0	0	42.3	0	0	0
Livorno Supply and Maint Area		Army Active	Livorno	127	1,239,658	0	0	0	0	0	277	372.5	24	53	246
Livorno Training Area		Army Active	Livorno	5	5,727	0	0	0	0	0	50	6.7	0	0	0
Longare Communications Site		Army Active	Vicenza	6	7,741	0	0	19	72,122	0	52	46.6	143	38	3
Pisa Ammo Storage Area		Army Active	Pisa	219	513,661	0	0	0	0	0	2,093	240.2	0	0	2
Vicenza		Army Active	Vicenza	2	3,973	110	960,999	3	9,902	0	5	252.8	0	1	0
Vicenza Basic Load Storage Area		Army Active	Vicenza	15	28,676	0	0	0	0	0	34	15.7	0	6	0
Vicenza Family Housing		Army Active	Vicenza	217	417,487	0	0	1	2,793	0	82	123.9	0	0	4
* OTHER SITE(S) : 3				11	5,137	0	0	0	0	0	5	2.3	0	0	0
Italy Total:				953	4,253,700	155	1,227,922	71	756,334	0	3,057	2,375.1	3,271	999	2,113

* US Locations that do not meet criteria of at least ten (10) Acres AND at least \$10M PRV. US Territories and Non-US Locations that do not meet criteria of at least ten (10) Acres OR at least \$10M PRV.

DEPARTMENT OF DEFENSE - Army
Base Structure Report - As of 30 Sept 2010

SITE	BRAC 2005	COMPONENT	NAME NEAREST CITY	BUILDINGS						ACRES OWNED	TOTAL ACRES	PRV (\$M)	MIL	CIV	OTHER
				OWNED		LEASED		OTHER							
				COUNT	SQFT	COUNT	SQFT	COUNT	SQFT						
Japan															
Akasaka Press Center		Army Active	Tokyo	2	160	0	0	5	162,032	0	8	53.9	23	43	226
Akizuki Ammunition Depot		Army Active	Akizuki	14	6,719	0	0	52	420,455	0	138	195.6	0	3	130
Camp Zama		Army Active	Sagamihara	135	570,225	0	0	211	2,375,123	0	578	1,238.2	719	811	2,152
Hiro Ammunition Depot		Army Active	Kure	6	7,945	0	0	10	113,355	0	88	50.2	0	0	29
Kachin Hanto Area		Army Active	Gushikawa	5	2,329	0	0	6	9,767	0	32	77.7	0	0	0
Kawakami Ammunition Depot		Army Active	Higashi-Hiroshima	69	128,662	0	0	49	230,275	0	644	172.7	0	3	138
Kure Pier 6		Army Active	Kure	8	4,047	0	0	9	61,898	0	4	32.3	23	5	78
Naha Port		Army Active	Naha Okinawa	38	346,046	0	0	3	14,425	0	139	239.9	15	13	112
POL Facilities		Army Active	Chatan Okinawa	34	30,460	0	0	27	28,972	0	399	489.9	4	0	107
Sagami General Depot		Army Active	Sagamihara	136	86,187	0	0	136	3,059,481	0	528	935.9	116	85	637
Sagamihara FH Area		Army Active	Sagamihara	420	112,474	0	0	232	931,632	0	149	355.2	5	72	130
Shariki Communication Site		Army Active	Zama	1	3,100	0	0	0	0	0	33	4.0	3	0	1
Torii Station		Army Active	Sobe Okinawa	101	463,416	0	0	148	959,841	0	991	598.6	700	137	535
Yokohama North Dock		Army Active	Yokohama	16	12,437	0	0	66	577,587	0	121	340.9	15	45	241
* OTHER SITE(S) : 1				0	0	0	0	0	0	0	2	0.1	0	0	0
Japan Total:				985	1,774,207	0	0	954	8,944,843	0	3,854	4,785.1	1,623	1,217	4,516
Marshall Islands															
US Army Kwajalein Atoll		Army Active	Majuro Atoll	689	3,150,849	0	0	0	0	0	1,361	2,630.0	22	56	2,222
Marshall Islands Total:				689	3,150,849	0	0	0	0	0	1,361	2,630.0	22	56	2,222
Netherlands															
Hendrik Mine		Army Active	Brunssum	1	2,152	0	0	12	650,631	0	0	116.9	412	158	49
Rotterdam Admin Facility		Army Active	Rotterdam	0	0	2	81,877	0	0	0	2	21.1	111	66	120
Schinnen		Army Active	Schinnen	0	0	153	270,682	0	0	0	0	54.3	0	0	0
Schinnen Emma Mine		Army Active	Schinnen	37	98,228	14	143,150	0	0	0	24	67.3	58	105	281
* OTHER SITE(S) : 2				0	0	13	20,798	0	0	0	0	4.0	0	0	0
Netherlands Total:				38	100,380	182	516,507	12	650,631	0	26	263.6	581	329	450
South Korea															
Bayonet Training Area		Army Active	Tong Du Chon	0	0	0	0	0	0	0	248	0.0	0	0	0
Camp Ames		Army Active	Camp Ames	9	19,158	0	0	0	0	0	20	5.8	0	0	0
Camp Carroll		Army Active	Waegwan	254	2,462,234	0	0	48	1,016,701	0	495	921.4	1,714	180	1,939
Camp Casey		Army Active	Camp Casey	574	4,070,214	0	0	2	9,468	2	2,830	1,341.1	5,681	54	1,940
Camp Castle		Army Active	Tong Du Chon	47	328,918	0	0	0	0	1	51	113.0	340	3	58
Camp Eagle		Army Active	Wonju	53	443,236	0	0	0	0	0	113	166.8	0	0	13
Camp Henry		Army Active	Taegu	98	507,096	149	237,137	34	206,993	1	59	263.1	668	360	1,183
Camp Henry (Brooklyn Hill)		Army Active	Yongsan	9	3,121	0	0	0	0	0	34	2.5	0	0	0
Camp Henry (Dartboard Site)		Army Active	Taegu	2	1,672	0	0	0	0	0	10	1.9	0	0	0

* US Locations that do not meet criteria of at least ten (10) Acres AND at least \$10M PRV. US Territories and Non-US Locations that do not meet criteria of at least ten (10) Acres OR at least \$10M PRV.

DEPARTMENT OF DEFENSE - Army
Base Structure Report - As of 30 Sept 2010

SITE	BRAC 2005	NAME NEAREST CITY	BUILDINGS						ACRES OWNED	TOTAL ACRES	PRV (\$M)	MIL	CIV	OTHER
			OWNED		LEASED		OTHER							
			COUNT	SQFT	COUNT	SQFT	COUNT	SQFT						
Camp Henry (Pier #8)	Army Active	Pusan	4	7,759	0	0	6	94,582	0	11	52.7	23	13	64
Camp Hialeah	Army Active	Pusan	302	892,251	0	0	24	53,561	1	133	526.3	0	0	0
Camp Hovey	Army Active	Camp Hovey	226	1,611,204	0	0	1	25,696	0	3,473	498.8	822	34	113
Camp Humphreys	Army Active	Camp Humphreys	489	5,379,705	0	0	5	7,578	0	2,142	1,801.6	4,880	258	2,293
Camp Humphreys (High Point)	Army Active	Chechon	3	2,122	0	0	0	0	0	11	1.8	0	0	0
Camp Humphreys (Richmond)	Army Active	Taejon	2	564	0	0	0	0	0	14	1.7	0	0	0
Camp Jackson	Army Active	Uijong Bu	47	179,024	0	0	0	0	0	406	52.4	328	0	25
Camp Kwangsa Ri	Army Active	Yongju	15	35,750	0	0	4	8,000	0	31	13.3	0	0	0
Camp Long	Army Active	Wonju	118	307,724	0	0	8	13,007	0	86	111.5	11	0	0
Camp Market	Army Active	Inchon	68	606,883	0	0	39	588,090	0	119	252.5	4	11	369
Camp Red Cloud	Army Active	Uijong Bu	262	1,404,516	0	0	0	0	0	207	444.8	902	113	637
Camp Red Cloud (Bullseye 01)	Army Active	Yongchon	94	268,369	0	0	0	0	0	1,780	98.5	0	0	0
Camp Red Cloud (Bullseye 02)	Army Active	Paju	0	0	0	0	0	0	0	255	0.8	0	0	0
Camp Stanley	Army Active	Uijong Bu	287	1,599,495	0	0	0	0	0	605	491.3	945	13	419
Camp Walker	Army Active	Taegu	226	1,165,843	0	0	0	0	1	195	354.8	673	112	617
Camp Yongin	Army Active	Suwon	6	44,616	0	0	3	9,240	0	8	18.3	12	0	11
Chang San	Army Active	Pusan	11	8,107	0	0	0	0	2	26	4.2	0	0	0
Far East Dist Engr	Army Active	Seoul	34	112,102	0	0	14	76,982	0	11	56.7	5	161	455
Gun Training Area	Army Active	Tong Du Chon	0	0	0	0	0	0	0	195	0.0	0	0	0
H220 Heliport	Army Active	Tong Du Chon	48	236,068	0	0	0	0	0	52	68.1	0	2	45
K-16 AB	Army Active	Songnam	56	363,905	1	140,657	18	268,539	0	205	251.3	906	17	290
Kamaksan ASA	Army Active	Tong Du Chon	6	5,753	0	0	0	0	0	48	3.4	0	0	0
Kunsan POL Terminal Site	Army Active	Kunsan	3	5,728	0	0	0	0	0	17	19.1	0	0	0
Madison Site	Army Active	Suwon	12	8,652	0	0	0	0	0	22	8.0	0	0	0
Masan Ammunition Depot	Army Active	Masan	14	45,489	0	0	0	0	0	464	15.9	0	2	9
Niblo Barracks	Army Active	Seoul	12	28,618	0	0	2	6,345	0	7	13.4	0	14	22
Pusan Storage Facility	Army Active	Pusan	56	391,884	0	0	7	14,406	0	66	106.4	5	6	164
Pyongtaek Cpx Area	Army Active	Pyong Taek	4	4,432	0	0	0	0	0	103	3.8	0	0	0
Shinbuk Relay	Army Active	Pochon	5	5,024	0	0	0	0	0	13	6.8	0	0	0
Sungnam Golf Course	Army Active	Songnam	3	1,905	0	0	10	60,983	0	230	26.0	0	0	112
Swiss and Swed Camp Mac HQ	Army Active	Munsan	24	31,781	0	0	0	0	0	0	10.6	10	0	0
Tango	Army Active	Songnam	25	182,532	0	0	6	77,561	0	241	88.6	0	0	0
Watkins Range	Army Active	Tong Du Chon	0	0	0	0	0	0	0	13	0.0	0	0	0
Yong Pyong	Army Active	Yongpyong	85	215,385	0	0	0	0	0	3,347	96.8	2	1	93
Yongsan Garrison	Army Active	Seoul	804	4,896,557	50	1,337,456	195	1,099,064	0	625	2,134.2	6,473	1,212	5,052
* OTHER SITE(S) : 12			62	95,642	0	0	7	46,076	6	47	43.5	98	2	146
South Korea Total:			4,459	27,981,038	200	1,715,250	433	3,682,872	14	19,068	10,493.6	24,502	2,568	16,069
Overseas Total:			12,575	58,892,183	3,339	12,546,828	7,517	90,936,287	62	163,604	50,789.9	79,714	18,113	51,874

* US Locations that do not meet criteria of at least ten (10) Acres AND at least \$10M PRV. US Territories and Non-US Locations that do not meet criteria of at least ten (10) Acres OR at least \$10M PRV.

DEPARTMENT OF DEFENSE - Army

Base Structure Report - As of 30 Sept 2010

SITE	BRAC 2005	COMPONENT	NAME NEAREST CITY	BUILDINGS						ACRES OWNED	TOTAL ACRES	PRV (\$M)	MIL	CIV	OTHER
				OWNED		LEASED		OTHER							
				COUNT	SQFT	COUNT	SQFT	COUNT	SQFT						
Worldwide Totals By Reporting Component:				90,121	698,156,121	5,033	21,539,322	45,002	223,353,183	11,794,334	14,071,689	311,767.2	974,222	267,138	288,344

* US Locations that do not meet criteria of at least ten (10) Acres AND at least \$10M PRV. US Territories and Non-US Locations that do not meet criteria of at least ten (10) Acres OR at least \$10M PRV.

DEPARTMENT OF DEFENSE - Navy
Base Structure Report - As of 30 Sept 2010

SITE	BRAC 2005	COMPONENT	NAME NEAREST CITY	BUILDINGS						ACRES OWNED	TOTAL ACRES	PRV (\$M)	MIL	CIV	OTHER
				OWNED		LEASED		OTHER							
				COUNT	SQFT	COUNT	SQFT	COUNT	SQFT						
Alabama															
Barin Field		Navy Active	Foley	7	16,054	0	0	0	0	797	797	38.6	0	0	0
NOLF Brewton		Navy Active	Brewton	0	0	0	0	2	1,070	0	653	36.3	0	0	0
NOLF Evergreen		Navy Active	Evergreen	0	0	2	7,746	0	0	130	438	25.0	0	0	0
NOLF Silverhill		Navy Active	Daphne	2	1,443	0	0	0	0	397	397	27.4	0	0	0
NOLF Summerdale		Navy Active	Summerdale	1	1,008	0	0	0	0	565	565	28.6	0	0	0
NOLF Wolf		Navy Active	Summerdale	1	240	0	0	0	0	418	418	30.4	0	0	0
NOSC-MCRC Bessemer AI		Navy Reserve	Bessemer	9	72,249	0	0	0	0	15	15	14.3	371	0	0
* OTHER SITE(S) : 6				26	71,622	0	0	0	0	31	118	15.0	63	0	0
Alabama Total:				46	162,616	2	7,746	2	1,070	2,353	3,401	215.7	434	0	0
Alaska															
Back Island		Navy Active	Ketchikan	4	25,060	0	0	0	0	0	15	77.9	0	0	0
NARL Barrow Camp Tr1		Navy Active	Barrow	4	37,858	0	0	0	0	0	688	42.4	0	0	0
* OTHER SITE(S) : 2				3	69,804	1	1,500	0	0	0	5,624	21.4	74	0	0
Alaska Total:				11	132,722	1	1,500	0	0	0	6,327	141.8	74	0	0
Arizona															
NAVOBSSTA Flagstaff AZ		Navy Active	Flagstaff	12	37,890	0	0	0	0	278	282	12.7	0	0	0
* OTHER SITE(S) : 2				13	82,776	0	0	0	0	8	26	20.3	990	0	0
Arizona Total:				25	120,666	0	0	0	0	286	308	33.0	990	0	0
California															
CSO Hunters Point Annex		Navy Active	San Francisco	156	3,012,050	0	0	0	0	855	855	1,955.6	0	0	0
CSO NAS Alameda		Navy Active	Alameda	337	6,269,869	0	0	0	0	2,370	2,370	2,741.5	0	0	0
CSO NS Treasure Island		Navy Active	San Francisco	132	2,113,957	1	30,000	0	0	990	991	998.0	0	0	0
CSO NSY Long Beach		Navy Active	Long Beach	23	708,527	0	0	0	0	386	390	260.3	0	0	0
CSO NSY Mare Island		Navy Active	Vallejo	97	943,793	0	0	0	0	860	860	765.9	0	0	0
Estero Bay Fuel Complex	R	Navy Active	Morro Bay	6	1,960	0	0	0	0	170	170	314.6	0	0	0
Former NAVPHIBASE Coronado		Navy Active	Coronado	159	2,061,683	0	0	166	790,366	759	759	1,113.0	433	0	0
Holtville Carrier LS		Navy Active	El Centro	0	0	0	0	0	0	0	110	22.2	0	0	0
Laguna Peak CA	R	Navy Active	Point Mugu	9	13,353	0	0	0	0	35	35	13.0	0	0	0
Long Beach Fuel Complex		Navy Active	Long Beach	5	8,105	0	0	0	0	11	11	52.2	0	0	0
Long Beach Golf Course		Navy Active	Los Alamitos	12	45,687	0	0	0	0	253	253	20.1	0	0	0
NAF El Centro		Navy Active	El Centro	192	1,022,155	0	0	58	145,657	1,707	1,707	647.4	854	79	0
NAS Lemoore		Navy Active	Lemoore Nas	244	3,556,274	0	0	915	3,024,283	29,817	29,817	2,586.7	3,861	432	0
Naval Medical Center San Diego		Navy Active	San Diego	26	2,128,598	0	0	0	0	75	75	1,142.1	3,861	1,984	0
NAVBASE Ventura City Point Mugu	R	Navy Active	Point Mugu	495	3,916,678	0	0	357	671,621	4,477	4,477	1,818.9	1,478	1,521	0
NAVPHIBASE Seal Side		Navy Active	Coronado	32	583,580	0	0	0	0	72	328	149.0	0	0	0

* US Locations that do not meet criteria of at least ten (10) Acres AND at least \$10M PRV. US Territories and Non-US Locations that do not meet criteria of at least ten (10) Acres OR at least \$10M PRV.

DEPARTMENT OF DEFENSE - Navy
Base Structure Report - As of 30 Sept 2010

SITE	BRAC 2005	COMPONENT	NAME NEAREST CITY	BUILDINGS						ACRES OWNED	TOTAL ACRES	PRV (\$M)	MIL	CIV	OTHER
				OWNED		LEASED		OTHER							
				COUNT	SQFT	COUNT	SQFT	COUNT	SQFT						
NAVPMOSSP Mtn View		Navy Active	Mountain View	10	785,777	0	0	0	0	338	338	241.8	0	0	0
NAVSUPPDET Monterey		Navy Active	Monterey	71	1,377,412	0	0	0	0	189	190	514.1	1,601	1,487	0
NAVSUPPDET Monterey Dixon Transmitter Fac		Navy Active	Dixon	25	78,248	0	0	0	0	1,283	1,283	44.0	0	0	0
NAVSUPPDET Monterey La Mesa Village		Navy Active	Monterey	14	87,770	0	0	257	888,051	298	298	234.7	0	0	0
NAVSUPPDET Monterey Navy School Annex		Navy Active	Monterey	34	224,006	0	0	0	0	119	126	99.8	0	0	0
NAWS China Lake	A	Navy Active	China Lake	256	2,044,768	0	0	0	0	81,948	606,918	1,581.0	611	5,155	0
NAWS China LakeRandsburg Wash Area	A	Navy Active	Trona	43	144,280	0	0	0	0	2,672	187,112	77.8	0	0	0
NB Coronado		Navy Active	San Diego	603	9,008,139	0	0	0	0	2,799	2,799	4,159.3	15,162	3,300	0
NB Coronado Camp Morena		Navy Active	Jacumba	0	0	0	0	24	54,795	0	62	15.3	0	0	0
NB Coronado Clev NF Survival Tra		Navy Active	Warner Springs	45	46,782	0	0	0	0	0	6,106	16.2	0	0	0
NB Coronado Imperial Beach		Navy Active	Imperial Beach	52	449,161	0	0	29	335,587	1,282	1,282	316.8	0	0	0
NB Coronado Lofgren Terrace		Navy Active	Chula Vista	0	0	0	0	53	375,010	37	37	78.5	0	0	0
NB Coronado Silver Strand		Navy Active	Imperial Beach	11	108,159	0	0	0	0	548	548	47.1	0	0	0
NB Point Loma		Navy Active	San Diego	130	1,072,418	0	0	0	0	0	333	525.5	4,554	4,312	15
NB Point Loma Admiral Hartman Housing 1		Navy Active	San Diego	0	0	0	0	92	150,991	45	45	48.5	0	0	0
NB Point Loma Admiral Hartman Housing 2		Navy Active	San Diego	0	0	0	0	56	90,881	53	53	18.5	0	0	0
NB Point Loma Admiral Hartman Housing 3		Navy Active	San Diego	0	0	0	0	288	488,696	53	53	99.4	0	0	0
NB Point Loma C3F Complex		Navy Active	San Diego	14	384,824	0	0	0	0	90	90	119.2	0	0	0
NB Point Loma Chesterton Hsg		Navy Active	San Diego	1	6,863	0	0	434	808,938	144	144	183.2	0	0	0
NB Point Loma Fleet ASW		Navy Active	San Diego	39	1,108,746	0	0	0	0	65	65	361.8	0	195	0
NB Point Loma Fuel Farm		Navy Active	San Diego	44	75,202	0	0	0	0	13	204	293.3	0	0	0
NB Point Loma Old Town		Navy Active	San Diego	13	1,465,324	0	0	0	0	46	46	437.2	0	0	0
NB Point Loma SPAWARS South		Navy Active	San Diego	10	31,130	0	0	0	0	63	63	11.0	0	0	0
NB Point Loma SPAWARSYSCEN		Navy Active	San Diego	248	1,885,039	0	0	0	0	3	499	709.6	0	0	0
NB San Diego		Navy Active	San Diego	177	2,962,113	0	0	4	26,572	840	847	2,290.6	15,718	5,831	3
NB San Diego Bayview Hills Housing		Navy Active	San Diego	1	5,500	0	0	199	1,622,259	161	161	338.8	0	0	0
NB San Diego Broadway Complex		Navy Active	San Diego	8	864,877	0	0	0	0	18	19	200.5	0	0	0
NB San Diego Chollas Heights Hsg		Navy Active	San Diego	0	0	0	0	91	556,930	78	78	120.3	0	0	0
NB San Diego Dryside		Navy Active	San Diego	129	3,194,944	0	0	4	1,465,302	284	284	1,361.9	0	0	0
NB San Diego Eucalyptus Housing		Navy Active	San Diego	0	0	0	0	57	487,888	41	41	99.2	0	0	0
NB San Diego Home Terrace Condos		Navy Active	San Diego	0	0	0	0	27	126,842	10	10	26.4	0	0	0
NB San Diego Howard Gilmore		Navy Active	La Mesa	0	0	0	0	49	759,657	38	38	140.7	0	0	0
NB San Diego Mission Gorge		Navy Active	San Diego	15	28,606	0	0	0	0	448	448	29.3	0	0	0
NB San Diego Murphy Canyon		Navy Active	San Diego	4	30,360	0	0	1,087	4,454,904	732	732	975.0	0	0	0

* US Locations that do not meet criteria of at least ten (10) Acres AND at least \$10M PRV. US Territories and Non-US Locations that do not meet criteria of at least ten (10) Acres OR at least \$10M PRV.

DEPARTMENT OF DEFENSE - Navy
Base Structure Report - As of 30 Sept 2010

SITE	BRAC 2005	COMPONENT	NAME NEAREST CITY	BUILDINGS						ACRES OWNED	TOTAL ACRES	PRV (\$M)	MIL	CIV	OTHER
				OWNED		LEASED		OTHER							
				COUNT	SQFT	COUNT	SQFT	COUNT	SQFT						
NB San Diego National City		Navy Active	National City	2	246,725	0	0	0	0	56	56	41.7	0	0	0
NB San Diego Pomerado Terrace		Navy Active	San Diego	0	0	0	0	23	263,281	51	51	56.1	0	0	0
NB San Diego Terrace View Villas		Navy Active	San Diego	0	0	0	0	65	244,748	17	17	49.4	0	0	0
Norwalk Fuel Complex		Navy Active	Norwalk	1	676	0	0	0	0	17	17	86.6	0	0	0
NOSC Alameda		Navy Reserve	Alameda	5	90,629	0	0	0	0	13	13	25.9	636	0	0
NOSC LA		Navy Reserve	Los Angeles	7	131,548	0	0	0	0	0	22	36.6	748	0	0
NOSC LA N62103		Navy Reserve	Los Angeles	6	142,462	0	0	0	0	10	10	37.2	0	0	0
NOSC Sacramento		Navy Reserve	Sacramento	4	50,542	0	0	0	0	20	20	13.9	494	0	0
NS Long Beach		Navy Active	Long Beach	2	412	0	0	0	0	775	775	52.6	56	0	0
NWS Seal Beach		Navy Active	Seal Beach	304	2,070,844	0	0	38	453,117	5,022	5,022	871.3	5	391	0
NWS Seal Beach Corona		Navy Active	Norco	54	475,078	0	0	0	0	589	589	180.7	0	974	0
NWS Seal Beach Det Concord	R	Navy Active	Concord	337	1,571,398	0	0	0	0	5,197	5,197	650.0	0	0	0
NWS Seal Beach Fallbrook California		Navy Active	Fallbrook	270	1,013,762	0	0	7	13,953	8,851	8,851	440.3	0	0	0
Port Hueneme	R	Navy Active	Port Hueneme	395	5,485,044	47	375,248	196	725,414	1,790	1,790	1,950.3	2,977	2,913	0
San Clemente		Navy Active	San Clemente Nav Res I	204	535,490	0	0	0	0	0	36,206	551.2	0	0	0
San Nicolas Island	R	Navy Active	San Nicolas Island	126	398,436	0	0	0	0	0	13,370	585.7	0	0	0
San Pedro Fuel Depot		Navy Active	Los Angeles	27	34,301	0	0	0	0	268	270	286.4	0	0	0
Santa Cruz Island	R	Navy Active	Goleta	9	13,883	0	0	0	0	0	10	31.1	0	0	0
Skaggs Island		Navy Active	Skaggs Island	107	280,993	0	0	0	0	3,307	3,307	138.9	0	0	0
* OTHER SITE(S) : 99				1,281	4,968,434	4	124,461	454	1,812,571	8,871	391,471	2,731.3	569	499	1
California Total:				7,063	71,367,374	52	529,709	5,030	20,838,314	172,429	1,321,624	39,234.0	53,618	29,073	19
Colorado															
NOSC Denver		Navy Reserve	Lakewood	4	122,061	0	0	0	0	15	15	28.1	230	0	0
* OTHER SITE(S) : 1				1	18,172	0	0	0	0	2	2	4.3	1,526	0	0
Colorado Total:				5	140,233	0	0	0	0	17	17	32.5	1,756	0	0
Connecticut															
NAVSUBASE New London		Navy Active	Groton	233	3,241,696	0	0	14	23,187	679	679	1,341.4	8,504	840	0
NAVSUBASE New London Conning Towers		Navy Active	Groton	5	27,615	0	0	78	220,080	49	49	59.5	0	0	0
NAVSUBASE New London Dolphin Gardens		Navy Active	Groton	1	47,779	0	0	0	0	39	39	14.0	0	0	0
NAVSUBASE New London Nautilus Park 1st Inc		Navy Active	Groton	1	18,018	0	0	500	660,563	49	49	149.8	0	0	0
NAVSUBASE New London Nautilus Park 2nd Inc		Navy Active	Groton	0	0	0	0	263	647,714	141	141	138.9	0	0	0
NAVSUBASE New London Nautilus Park 3rd Inc		Navy Active	Groton	2	29,611	0	0	1	5,421	114	114	12.8	0	0	0

* US Locations that do not meet criteria of at least ten (10) Acres AND at least \$10M PRV. US Territories and Non-US Locations that do not meet criteria of at least ten (10) Acres OR at least \$10M PRV.

DEPARTMENT OF DEFENSE - Navy
Base Structure Report - As of 30 Sept 2010

SITE	BRAC 2005	COMPONENT	NAME NEAREST CITY	BUILDINGS						ACRES OWNED	TOTAL ACRES	PRV (\$M)	MIL	CIV	OTHER
				OWNED		LEASED		OTHER							
				COUNT	SQFT	COUNT	SQFT	COUNT	SQFT						
NAVSUBASE New London Polaris Park		Navy Active	Groton	23	26,254	0	0	68	373,001	51	51	79.9	0	0	0
NAVSUBASE New London Trident Park		Navy Active	Groton	1	400	0	0	154	605,514	84	84	120.1	0	0	0
NWIRP Bloomfield		Navy Active	Bloomfield	6	141,299	0	0	0	0	84	84	52.4	0	0	0
* OTHER SITE(S) : 4				8	46,663	0	0	0	0	40	63	15.1	109	0	0
Connecticut Total:				280	3,579,335	0	0	1,078	2,535,480	1,330	1,353	1,983.8	8,613	840	0
Delaware															
* OTHER SITE(S) : 2				2	40,426	0	0	0	0	7	7	10.4	87	0	0
Delaware Total:				2	40,426	0	0	0	0	7	7	10.4	87	0	0
District of Columbia															
Bellevue		Navy Active	Washington, Dc	0	0	0	0	190	314,976	60	60	61.5	0	0	0
Naval Research Lab		Navy Active	Washington, Dc	87	3,032,252	0	0	0	0	130	130	970.3	0	2,605	0
NDept Potomac Annex		Navy Active	Washington, Dc	16	189,151	0	0	0	0	11	11	51.3	0	0	0
NS Anacostia		Navy Active	Washington, Dc	58	1,349,668	0	0	0	0	0	349	446.9	2,332	630	0
NSA North Potomac		Navy Active	Washington, Dc	32	236,286	0	0	6	19,253	71	71	76.9	0	11	0
NSA Washington		Navy Active	Washington, Dc	83	3,490,778	0	0	1	12,304	77	77	1,102.0	7,727	10,438	1
* OTHER SITE(S) : 2				2	62,640	0	0	0	0	8	8	18.6	0	328	0
District of Columbia Total:				278	8,360,775	0	0	197	346,533	357	706	2,727.6	10,059	14,012	1
Florida															
Corry Station		Navy Active	Pensacola	113	1,970,982	0	0	100	323,446	669	669	647.4	26	0	0
CSO NAS Cecil Field FL		Navy Active	Cecil Field	32	376,616	0	0	0	0	413	413	554.0	0	0	0
CSO NTC Orlando NTC Annex		Navy Active	Orlando	100	713,326	0	0	0	0	701	701	190.7	0	0	0
NAS Jacksonville		Navy Active	Jacksonville	449	8,679,947	1	50,000	176	635,750	3,867	3,867	2,957.9	8,120	7,288	8
NAS Jacksonville - Yellow Water Housing		Navy Active	Jacksonville	4	6,193	0	0	40	312,444	253	253	54.1	0	0	0
NAS Key West		Navy Active	Stock Island	128	888,072	0	0	4	7,314	4,076	4,715	613.2	1,229	0	0
NAS Key West Dredgers Key-Sigsbee		Navy Active	Key West	45	344,585	0	0	237	1,073,915	349	349	337.3	0	0	0
NAS Key West Fleming Key Magazine		Navy Active	Key West	31	53,348	0	0	0	0	317	317	38.0	0	0	0
NAS Key West Peary Court		Navy Active	Key West	1	8,198	0	0	49	252,946	26	26	55.2	0	0	0
NAS Key West Truman Annex		Navy Active	Key West	33	409,055	0	0	44	130,791	154	224	208.9	0	144	0
NAS Key West Trumbo Point Annex		Navy Active	Key West	23	363,281	0	0	65	227,460	128	132	251.6	0	0	0
NAS Pensacola		Navy Active	Pensacola	404	7,954,569	0	0	138	664,254	2,391	5,734	2,493.4	10,392	2,101	0
NAS Pensacola Mariner Housing		Navy Active	Pensacola	0	0	300	428,818	0	0	0	147	60.9	0	0	0
NAS Whiting Field Milton		Navy Active	Milton	129	1,296,297	0	0	0	0	4,412	4,414	707.7	26	76	0

* US Locations that do not meet criteria of at least ten (10) Acres AND at least \$10M PRV. US Territories and Non-US Locations that do not meet criteria of at least ten (10) Acres OR at least \$10M PRV.

DEPARTMENT OF DEFENSE - Navy
Base Structure Report - As of 30 Sept 2010

SITE	BRAC 2005	COMPONENT	NAME NEAREST CITY	BUILDINGS						ACRES OWNED	TOTAL ACRES	PRV (\$M)	MIL	CIV	OTHER
				OWNED		LEASED		OTHER							
				COUNT	SQFT	COUNT	SQFT	COUNT	SQFT						
Naval Hospital Key West		Navy Active	Key West	4	70,437	0	0	6	10,733	14	14	44.8	0	0	0
NOLF Choctaw		Navy Active	Navarre	5	22,260	0	0	0	0	1,450	1,450	86.4	0	0	0
NOLF Holley		Navy Active	Navarre	1	1,024	0	0	0	0	697	697	35.8	0	0	0
NOLF Santa Rosa		Navy Active	Milton	2	1,517	0	0	0	0	737	737	36.2	0	0	0
NOLF Spencer		Navy Active	Pace	3	4,194	0	0	0	0	640	640	20.7	0	0	0
NOSC Miami		Navy Reserve	Hialeah	2	62,722	0	0	0	0	19	19	15.0	441	0	0
NOTU Cape Canaveral		Navy Active	Cape Canaveral	72	496,025	0	0	0	0	250	250	255.5	0	52	0
NS Mayport		Navy Active	Jacksonville	258	2,564,193	1	12,642	310	1,019,354	3,095	3,206	1,409.2	4,376	427	0
NS Mayport FISC		Navy Active	Jacksonville	31	41,619	0	0	0	0	177	177	122.4	0	999	3
NS Mayport Ribault Bay Village		Navy Active	Atlantic Beach	1	16,240	0	0	107	605,798	157	157	97.2	0	0	0
NSA Orlando		Navy Active	Orlando	4	302,516	2	62,197	0	0	40	40	88.9	0	0	0
NSA Panama City		Navy Active	Panama City	168	1,388,239	11	54,545	44	145,956	621	662	450.1	145	1,404	0
OLF Bronson		Navy Active	Pensacola	23	12,255	0	0	0	0	1,094	1,094	24.4	0	0	0
OLF Whitehouse		Navy Active	Jacksonville	8	11,317	0	0	0	0	2,557	2,557	40.5	0	0	0
Pinecastle E.W. Range		Navy Active	Altoona	12	6,775	0	0	0	0	0	5,899	10.6	0	0	0
Saufley Field		Navy Active	Pensacola	73	752,206	0	0	1	4,072	880	892	317.7	0	0	0
Whiting Pines		Navy Active	Milton	3	10,204	0	0	279	529,907	0	96	82.2	0	0	0
* OTHER SITE(S) : 38				96	729,496	25	517,722	5	124,383	5,227	17,290	329.8	1,402	0	0
Florida Total:				2,258	29,557,708	340	1,125,924	1,605	6,068,523	35,411	57,838	12,637.6	26,157	12,491	11
Georgia															
NAVSUBASE Kings Bay		Navy Active	Kings Bay	389	5,320,788	0	0	166	1,042,695	16,531	16,599	2,718.0	3,725	1,673	0
NOSC-MCRC Atlanta		Navy Reserve	Marietta	2	101,120	0	0	0	0	17	17	20.5	595	0	0
NSA Athens	C	Navy Active	Athens	64	466,681	0	0	0	0	57	57	100.1	224	19	0
* OTHER SITE(S) : 9				50	248,603	0	0	1	961	130	132	50.8	2,137	19	0
Georgia Total:				505	6,137,192	0	0	167	1,043,656	16,735	16,805	2,889.4	6,681	1,711	0
Guam															
Agana		Navy Active	Agana	2	17,122	0	0	0	0	8	8	42.8	0	0	0
Andersen Administration Annex		Navy Active	Yigo	10	72,615	0	0	0	0	0	0	70.0	0	0	0
Andersen AFB		Navy Active	Yigo	1,382	6,328,941	0	0	0	0	14,554	14,554	7,253.0	0	0	0
Andersen AFS		Navy Active	Yigo	5	8,438	0	0	0	0	5	5	11.6	0	0	0
Andersen Petrol Product Storage Annex #2		Navy Active	Tamuning	8	16,092	0	0	0	0	0	0	79.9	0	0	0
Andersen Water Supply Annex		Navy Active	Tamuning	1	144	0	0	0	0	0	0	15.3	0	0	0
CSO NAS Agana Guam		Navy Active	Agana	417	1,357,939	0	0	0	0	0	0	1,349.7	3	0	0
Dandan		Navy Active	Agana	6	25,416	0	0	0	0	77	77	22.7	0	0	0
GLUP 94 BRAC IV		Navy Active	Agana	16	40,836	0	0	0	0	0	0	38.7	0	0	0
Naval Hospital		Navy Active	Agana	1	116,174	0	0	0	0	21	21	78.8	0	0	0
NAVBASE Guam		Navy Active	Agana	987	5,475,356	0	0	0	0	12,820	12,831	7,359.6	2,530	560	0

* US Locations that do not meet criteria of at least ten (10) Acres AND at least \$10M PRV. US Territories and Non-US Locations that do not meet criteria of at least ten (10) Acres OR at least \$10M PRV.

DEPARTMENT OF DEFENSE - Navy
Base Structure Report - As of 30 Sept 2010

SITE	BRAC 2005	COMPONENT	NAME NEAREST CITY	BUILDINGS						ACRES OWNED	TOTAL ACRES	PRV (\$M)	MIL	CIV	OTHER
				OWNED		LEASED		OTHER							
				COUNT	SQFT	COUNT	SQFT	COUNT	SQFT						
NAVBASE Guam Apra Heights		Navy Active	Apra	97	394,657	0	0	0	0	2	2	233.9	0	0	0
NAVBASE Guam Barrigada		Navy Active	Barrigada	28	214,597	0	0	0	0	1,412	1,412	201.1	0	0	0
NAVBASE Guam Finegayan		Navy Active	Finegayan	299	1,144,085	0	0	0	0	5,448	5,450	886.5	0	66	0
NAVBASE Guam Finegayan, South		Navy Active	Finegayan	0	0	0	0	0	0	731	731	0.0	0	0	0
NAVBASE Guam Harmon		Navy Active	Dededo	4	3,153	0	0	0	0	22	22	5.0	0	0	0
NAVBASE Guam Magazine Reservoir, Naval Magazine		Navy Active	Santa Rita	0	0	0	0	0	0	10	10	0.0	0	0	0
NAVBASE Guam Marbo		Navy Active	Mangilao	0	0	0	0	0	0	44	44	4.4	0	0	0
NAVBASE Guam Naval Magazine		Navy Active	Santa Rita	210	691,669	0	0	0	0	8,647	8,647	936.3	0	0	0
NAVBASE Guam Talofofo		Navy Active	Talofofo	0	0	0	0	0	0	13	13	0.0	0	0	0
NAVBASE Guam Tiyan		Navy Active	Agana	1	895	0	0	0	0	21	21	2.3	0	0	0
NAVHOSP Guam		Navy Active	Naval Supply Depot	22	405,929	0	0	0	0	84	84	496.8	489	105	0
Nimitz Hill		Navy Active	Nimitz Hill	81	231,653	0	0	0	0	177	273	156.8	0	0	0
Santa Rosa Parcel B		Navy Active	Andersen Ab	0	0	0	0	0	0	10	10	0.0	0	0	0
Sasa Valley		Navy Active	Piti	32	17,113	0	0	0	0	430	430	290.8	0	0	0
Tanguisson Point		Navy Active	Dededo	1	29,205	0	0	0	0	26	26	176.9	0	0	0
Tenjo Vista		Navy Active	Piti	9	2,901	0	0	0	0	0	0	99.3	0	0	0
Tiyan Ofha BRAC IV		Navy Active	Agana	2	12,693	0	0	0	0	0	0	10.2	0	0	0
* OTHER SITE(S) : 9				5	1,636	0	0	0	0	25	25	15.8	0	0	0
Guam Total:				3,626	16,609,259	0	0	0	0	44,587	44,696	19,838.0	3,022	731	0
Hawaii															
Aiea		Navy Active	Aiea	22	31,403	0	0	271	497,777	88	88	303.1	0	0	0
CSO Barbers Point HI		Navy Active	Barbers Point	0	0	0	0	0	0	1,241	1,241	100.3	0	0	0
Ewa		Navy Active	Ewa Beach	1,891	3,400,904	0	0	0	0	3,132	3,132	1,666.2	0	0	0
Honolulu		Navy Active	Pearl Harbor	133	1,194,041	1	55,000	1,864	5,223,169	568	568	2,631.3	0	0	0
Kalaeloa		Navy Active	Barbers Point	164	1,022,971	0	0	0	0	248	248	586.2	0	0	0
Kamokala Ridge		Navy Active	Kekaha	13	23,582	0	0	0	0	0	88	17.5	0	0	0
Kunia		Navy Active	Kunia	9	275,966	0	0	0	0	95	95	95.9	0	0	0
Makaha Ridge		Navy Active	Kokee	16	28,305	0	0	0	0	0	243	31.5	0	0	0
Manana Housing/Pw Area		Navy Active	Pearl City	1	775	0	0	49	125,391	23	23	59.4	0	0	0
NS Pearl Harbor		Navy Active	Pearl Harbor	621	10,420,095	0	0	315	1,005,604	6,798	6,804	9,473.9	11,171	10,734	1
PACMISRANFAC Hawaiian Area		Navy Active	Kekaha	210	518,698	0	0	62	98,437	1,935	4,563	525.8	0	267	0
Pearl City		Navy Active	Pearl City	15	281,600	0	0	273	997,010	504	504	657.7	0	0	0
Red Hill		Navy Active	Honolulu	7	11,981	0	0	13	15,796	241	241	1,059.3	0	0	0
Wahiawa		Navy Active	Wahiawa	96	458,826	0	0	216	640,529	723	735	573.6	3	0	0
Waianae		Navy Active	Lualualei	427	1,103,085	0	0	1	378	9,223	9,223	781.8	0	0	0
Waikele		Navy Active	Waipahu	134	439,967	0	0	0	0	483	483	281.2	0	0	0
Waipahu		Navy Active	Waipahu	21	41,574	0	0	0	0	1,448	1,449	112.2	0	0	0
* OTHER SITE(S) : 45				12	49,614	1	11,521	2	4,783	1,503	2,678	64.8	0	0	0

* US Locations that do not meet criteria of at least ten (10) Acres AND at least \$10M PRV. US Territories and Non-US Locations that do not meet criteria of at least ten (10) Acres OR at least \$10M PRV.

DEPARTMENT OF DEFENSE - Navy
Base Structure Report - As of 30 Sept 2010

SITE	BRAC 2005	COMPONENT	NAME NEAREST CITY	BUILDINGS						ACRES OWNED	TOTAL ACRES	PRV (\$M)	MIL	CIV	OTHER	
				OWNED		LEASED		OTHER								
				COUNT	SQFT	COUNT	SQFT	COUNT	SQFT							
Hawaii Total:				3,792	19,303,387	2	66,521	3,066	8,608,874	28,253	32,406	19,021.7	11,174	11,001	1	
Idaho																
Bayview Idaho		Navy Active	Bayview	13	84,988	0	0	0	0	22	22	39.7	0	0	0	
* OTHER SITE(S) : 3				6	40,998	0	0	0	0	6	8	9.8	147	0	0	
Idaho Total:				19	125,986	0	0	0	0	28	30	49.5	147	0	0	0
Illinois																
Fort Sheridan		Navy Active	Highland Park	4	3,871	0	0	85	424,496	206	206	122.2	155	0	0	
GL Camp JPJ		Navy Active	Great Lakes	8	1,302,022	0	0	0	0	0	49	413.1	0	0	0	
GL Forrestal Village		Navy Active	Great Lakes	10	135,758	1	38,000	0	0	481	481	56.8	0	0	0	
Glenview		Navy Active	Glenview	1	13,876	0	0	118	697,184	93	93	168.4	0	0	0	
NS Great Lakes		Navy Active	Great Lakes	256	8,927,547	0	0	674	2,446,401	1,138	1,138	4,180.2	19,833	2,035	0	
* OTHER SITE(S) : 9				14	513,659	1	864	0	0	27	27	175.9	463	0	0	
Illinois Total:				293	10,896,733	2	38,864	877	3,568,081	1,945	1,994	5,116.5	20,451	2,035	0	
Indiana																
NSA Crane		Navy Active	Crane	2,391	11,050,529	0	0	37	70,778	62,428	62,428	3,806.5	0	143	0	
* OTHER SITE(S) : 2				3	7,184	1	38,727	0	0	459	462	11.5	398	0	0	
Indiana Total:				2,394	11,057,713	1	38,727	37	70,778	62,887	62,890	3,818.0	398	143	0	
Iowa																
* OTHER SITE(S) : 1				1	47,249	0	0	0	0	3	3	10.3	156	0	0	
Iowa Total:				1	47,249	0	0	0	0	3	3	10.3	156	0	0	0
Kansas																
* OTHER SITE(S) : 1				3	40,462	0	0	0	0	7	7	8.6	99	0	0	
Kansas Total:				3	40,462	0	0	0	0	7	7	8.6	99	0	0	0
Kentucky																
* OTHER SITE(S) : 1				5	35,972	0	0	0	0	4	4	7.9	352	0	0	
Kentucky Total:				5	35,972	0	0	0	0	4	4	7.9	352	0	0	0
Louisiana																
NAS JRB New Orleans		Navy Active	Belle Chasse	181	1,908,675	0	0	0	0	5,006	5,006	850.2	2,443	329	0	
NSA New Orleans		Navy Active	New Orleans	72	907,513	0	0	112	339,288	185	195	347.1	1,669	222	0	
NSA New Orleans East Bank		Navy Active	New Orleans	8	1,019,547	0	0	0	0	24	24	343.1	1,923	0	0	

* US Locations that do not meet criteria of at least ten (10) Acres AND at least \$10M PRV. US Territories and Non-US Locations that do not meet criteria of at least ten (10) Acres OR at least \$10M PRV.

DEPARTMENT OF DEFENSE - Navy
Base Structure Report - As of 30 Sept 2010

SITE	BRAC 2005	COMPONENT	NAME NEAREST CITY	BUILDINGS						ACRES OWNED	TOTAL ACRES	PRV (\$M)	MIL	CIV	OTHER
				OWNED		LEASED		OTHER							
				COUNT	SQFT	COUNT	SQFT	COUNT	SQFT						
* OTHER SITE(S) : 4				21	103,757	3	323,187	0	0	15	21	117.7	334	0	0
Louisiana Total:				282	3,939,492	3	323,187	112	339,288	5,230	5,246	1,658.1	6,369	551	0
Maine															
NAS Brunswick	R	Navy Active	Brunswick	245	2,034,924	0	0	0	0	3,280	3,281	793.9	2,323	241	0
NAS Brunswick McKeen Street	R	Navy Active	Brunswick	187	362,494	0	0	0	0	74	74	70.2	0	0	0
NAS Brunswick Topsham	R	Navy Active	Topsham	62	295,377	0	0	0	0	90	90	67.2	0	0	0
NAS Portsmouth NCTS Cutler VLF Area		Navy Active	Cutler	38	125,189	0	0	0	0	2,804	2,804	83.7	0	0	0
NAS Portsmouth Redington Township		Navy Active	Rangeley	64	46,714	0	0	0	0	12,468	12,468	17.5	0	0	0
NSY Portsmouth		Navy Active	Kittery	244	4,074,925	1	100	42	108,412	307	307	1,367.1	0	4,703	0
* OTHER SITE(S) : 7				27	45,846	0	0	0	0	140	140	18.3	17	50	0
Maine Total:				867	6,985,469	1	100	42	108,412	19,163	19,164	2,418.0	2,340	4,994	0
Maryland															
Blossom Point MD		Navy Active	La Plata	22	74,839	0	0	0	0	265	265	21.0	0	0	0
Glenn Forest		Navy Active	Lexington Park	0	0	0	0	58	438,608	138	138	82.7	0	0	0
NAS Patuxent River		Navy Active	Patuxent River	492	6,588,020	0	0	194	318,309	6,398	6,398	2,858.1	2,391	7,177	1
National Naval Medical Center Bethesda		Navy Active	Bethesda	85	3,665,050	0	0	0	0	241	241	1,457.3	3,530	1,398	0
Naval Academy North Severn		Navy Active	Annapolis	16	243,709	0	0	1	5,507	526	526	103.6	7	5	0
NMIC Suitland		Navy Active	Suitland	5	636,965	0	0	0	0	42	42	174.4	0	0	0
NSA Annapolis		Navy Active	Annapolis	51	4,108,739	0	0	46	216,876	285	285	1,481.1	0	1,279	0
NSA Annapolis - Naval Station		Navy Active	Annapolis	56	402,576	0	0	51	255,414	276	276	184.4	0	0	0
NSA Annapolis Chesapeake Bay Detach		Navy Active	Solomons	72	212,307	0	0	0	0	167	167	82.6	0	0	0
NSA Annapolis Gambrills Md		Navy Active	Annapolis	57	108,256	0	0	0	0	856	856	25.6	0	0	0
NSA South Potomac Stump Neck Area		Navy Active	Indian Head	85	329,569	0	0	0	0	1,086	1,086	106.9	0	0	0
NSWC Carderock		Navy Active	Bethesda	75	1,900,722	0	0	0	0	185	185	637.6	0	4,469	0
NSWC Indian Head		Navy Active	Indian Head	998	2,666,282	0	0	68	263,927	1,960	1,960	1,067.1	1	3,214	0
Solomons Island MD		Navy Active	Solomons	111	267,900	0	0	1	5,340	294	294	73.6	0	0	0
Upper Yard Annapolis		Navy Active	Annapolis	41	543,876	0	0	57	417,258	68	68	304.3	0	0	0
Webster Field		Navy Active	Saint Inigoes	69	563,605	0	0	1	190	968	968	262.7	0	0	0
* OTHER SITE(S) : 32				41	100,915	6	100,238	0	0	6,312	6,961	60.8	439	0	0
Maryland Total:				2,276	22,413,330	6	100,238	477	1,921,429	20,067	20,716	8,983.8	6,368	17,542	1
Massachusetts															
CSO NAS South Weymouth MA		Navy Active	Weymouth	162	995,625	0	0	0	0	1,511	1,511	484.0	0	0	0

* US Locations that do not meet criteria of at least ten (10) Acres AND at least \$10M PRV. US Territories and Non-US Locations that do not meet criteria of at least ten (10) Acres OR at least \$10M PRV.

DEPARTMENT OF DEFENSE - Navy
Base Structure Report - As of 30 Sept 2010

SITE	BRAC 2005	COMPONENT	NAME NEAREST CITY	BUILDINGS						ACRES OWNED	TOTAL ACRES	PRV (\$M)	MIL	CIV	OTHER
				OWNED		LEASED		OTHER							
				COUNT	SQFT	COUNT	SQFT	COUNT	SQFT						
CSO NAS South Weymouth Squantum Housing		Navy Active	Weymouth	38	107,962	0	0	0	0	27	27	21.8	0	0	0
Fort Dawes		Navy Active	Weymouth	5	38,582	0	0	0	0	72	72	11.4	0	0	0
NAVPRO Pittsfield		Navy Active	Pittsfield	5	823,949	0	0	0	0	30	30	235.0	0	0	0
NWIRP Bedford		Navy Active	Bedford	6	275,969	0	0	0	0	45	77	101.6	0	0	0
* OTHER SITE(S) : 7				7	116,165	0	0	11	151,630	22	22	83.9	299	0	0
Massachusetts Total:				223	2,358,252	0	0	11	151,630	1,707	1,739	937.8	299	0	0
Michigan															
NOSC Battle Creek		Navy Reserve	Battle Creek	6	58,116	0	0	0	0	25	155	14.4	58	0	0
NS Great Lakes Republic Michigan		Navy Reserve	Republic	3	24,742	0	0	0	0	891	891	10.0	0	0	0
* OTHER SITE(S) : 4				14	170,597	0	0	4	77,363	3	13	66.5	1,043	0	0
Michigan Total:				23	253,455	0	0	4	77,363	919	1,059	91.0	1,101	0	0
Minnesota															
NOSC Minneapolis		Navy Reserve	Minneapolis	1	97,226	0	0	0	0	11	11	23.9	692	0	0
* OTHER SITE(S) : 4				5	81,216	0	0	0	0	94	185	21.3	35	0	0
Minnesota Total:				6	178,442	0	0	0	0	105	196	45.2	727	0	0
Mississippi															
Camp Keller (De Soto)		Navy Active	Biloxi	6	18,189	0	0	0	0	0	2,483	10.6	0	0	0
CBC Gulfport		Navy Active	Gulfport	187	4,257,287	0	0	236	914,095	1,090	1,127	1,027.6	2,938	594	0
CBC Gulfport Lakeside Housing		Navy Active	Pascagoula	7	191,874	0	0	0	0	32	32	43.8	0	0	0
NAS Meridian		Navy Active	Meridian	149	1,667,277	0	0	354	776,471	8,056	8,060	779.0	891	148	0
OLF Bravo		Navy Active	Preston	5	9,239	0	0	0	0	1,461	1,461	46.2	0	0	0
Stennis Space Center		Navy Active	Bay St Louis	0	0	1	2,876	82	1,520,144	343	343	360.4	0	879	0
* OTHER SITE(S) : 5				1	144	0	0	0	0	5,692	5,722	1.8	0	0	0
Mississippi Total:				355	6,144,010	1	2,876	672	3,210,710	16,674	19,228	2,269.4	3,829	1,621	0
Missouri															
NOSC Kansas City		Navy Reserve	Kansas City	2	49,992	0	0	0	0	0	10	11.1	444	0	0
* OTHER SITE(S) : 4				19	133,582	0	0	0	0	25	25	31.3	910	0	0
Missouri Total:				21	183,574	0	0	0	0	25	35	42.4	1,354	0	0
Montana															
* OTHER SITE(S) : 2				1	17,000	0	0	0	0	4	4	4.5	169	0	0
Montana Total:				1	17,000	0	0	0	0	4	4	4.5	169	0	0

* US Locations that do not meet criteria of at least ten (10) Acres AND at least \$10M PRV. US Territories and Non-US Locations that do not meet criteria of at least ten (10) Acres OR at least \$10M PRV.

DEPARTMENT OF DEFENSE - Navy
Base Structure Report - As of 30 Sept 2010

SITE	BRAC 2005	COMPONENT	NAME NEAREST CITY	BUILDINGS						ACRES OWNED	TOTAL ACRES	PRV (\$M)	MIL	CIV	OTHER
				OWNED		LEASED		OTHER							
				COUNT	SQFT	COUNT	SQFT	COUNT	SQFT						
Nebraska															
* OTHER SITE(S) : 1				2	39,707	0	0	0	0	6	6	9.2	322	0	0
Nebraska Total:				2	39,707	0	0	0	0	6	6	9.2	322	0	0
Nevada															
Hawthorne Nevada		Navy Active	Hawthorne	37	337,796	0	0	2	15,356	14	14	132.2	0	0	0
NAS Fallon		Navy Active	Fallon	293	2,133,633	0	0	158	261,945	6,458	10,417	1,349.4	1,040	144	0
NAS Fallon EW Range Fac		Navy Active	Fallon	6	33,486	0	0	0	0	0	1,802	51.3	0	0	0
NAS Fallon Target B-16		Navy Active	Fallon	1	480	0	0	0	0	6	27,258	21.1	0	0	0
NAS Fallon Target B-17		Navy Active	Fallon	2	4,480	0	0	0	0	0	52,939	29.7	0	0	0
NAS Fallon Target B-19		Navy Active	Fallon	1	480	0	0	0	0	0	29,276	22.1	0	0	0
NAS Fallon Target B-20		Navy Active	Fallon	4	1,754	0	0	0	0	19,429	41,116	22.9	0	0	0
* OTHER SITE(S) : 11				6	63,709	2	400	1	100	10,701	81,767	27.8	276	0	0
Nevada Total:				350	2,575,818	2	400	161	277,401	36,608	244,589	1,656.6	1,316	144	0
New Jersey															
NWS Earle NJ	R	Navy Active	Colts Neck	346	1,626,430	0	0	137	702,469	11,146	11,146	1,032.1	236	82	0
Waterfront Earle	R	Navy Active	Colts Neck	34	294,265	0	0	1	4,000	705	705	423.1	0	0	0
* OTHER SITE(S) : 8				5	124,435	0	0	0	0	10	19	53.3	0	0	0
New Jersey Total:				385	2,045,130	0	0	138	706,469	11,861	11,870	1,508.5	236	82	0
New Mexico															
White Sands NM		Navy Active	White Sands Msl Rge	43	214,455	0	0	0	0	84	84	66.9	0	0	0
New Mexico Total:				43	214,455	0	0	0	0	84	84	66.9	0	0	0
New York															
Housing Ballston Spa		Navy Active	Saratoga Spgs	1	2,370	0	0	60	156,565	30	30	28.2	0	0	0
Naval Support Unit Saratoga Springs		Navy Active	Saratoga Spgs	8	54,457	1	1,000	23	150,041	39	60	47.7	1	0	0
NAVSUBASE New London Mitchel Field		Navy Active	Hempstead	4	70,229	0	0	93	365,213	44	44	90.4	0	0	0
NAVSUBASE New London Mitchel Manor 1		Navy Active	Hempstead	0	0	0	0	15	221,845	29	29	42.2	0	0	0
NAVSUBASE New London Mitchel Manor 2		Navy Active	East Meadow	0	0	0	0	9	143,094	36	36	32.9	0	0	0
NOSC Rochester NY		Navy Reserve	Rochester	1	52,658	0	0	0	0	10	10	13.8	137	0	0
NUWC Fishers Island		Navy Active	Fishers Island	9	47,754	0	0	0	0	71	76	21.2	0	0	0
NWIRP Bethpage		Navy Active	Bethpage	46	1,275,274	0	0	0	0	104	104	214.6	0	0	0
* OTHER SITE(S) : 12				30	519,355	0	0	0	0	421	425	134.9	1,650	0	0

* US Locations that do not meet criteria of at least ten (10) Acres AND at least \$10M PRV. US Territories and Non-US Locations that do not meet criteria of at least ten (10) Acres OR at least \$10M PRV.

DEPARTMENT OF DEFENSE - Navy
Base Structure Report - As of 30 Sept 2010

SITE	BRAC 2005	COMPONENT	NAME NEAREST CITY	BUILDINGS						ACRES OWNED	TOTAL ACRES	PRV (\$M)	MIL	CIV	OTHER
				OWNED		LEASED		OTHER							
				COUNT	SQFT	COUNT	SQFT	COUNT	SQFT						
New York Total:				99	2,022,097	1	1,000	200	1,036,758	784	814	625.9	1,788	0	0
North Carolina															
		Navy Active	Hertford	21	40,593	0	0	0	0	1,669	1,784	37.3	0	0	0
		Navy Reserve	Greensboro	4	70,082	0	0	0	0	10	10	15.5	206	0	0
		* OTHER SITE(S) : 14		5	113,235	1	637	0	0	1,217	1,320	25.2	736	0	0
North Carolina Total:				30	223,910	1	637	0	0	2,896	3,114	78.0	942	0	0
North Dakota															
		* OTHER SITE(S) : 3		5	12,105	0	0	1	11,300	1	834	7.5	88	0	0
North Dakota Total:				5	12,105	0	0	1	11,300	1	834	7.5	88	0	0
Northern Mariana Islands															
		Navy Active	Saipan, Mariana Isl	0	0	0	0	0	0	0	206	0.0	0	0	0
		Navy Active	Saipan, Mariana Isl	0	0	0	0	0	0	0	177	0.0	0	0	0
		Navy Active	Tinian, Mariana Isl	0	0	0	0	0	0	0	15,346	0.0	0	0	0
Northern Mariana Islands Total:				0	0	0	0	0	0	0	15,729	0.0	0	0	0
Ohio															
		Navy Active	Cleveland	9	76,942	0	0	0	0	27	30	21.4	0	0	0
		Navy Reserve	Columbus	8	136,502	0	0	0	0	23	23	28.9	636	0	0
		Navy Reserve	Toledo	3	52,591	0	0	0	0	13	13	13.4	147	0	0
		* OTHER SITE(S) : 4		13	173,866	0	0	0	0	3	28	37.3	542	0	0
Ohio Total:				33	439,901	0	0	0	0	66	94	101.0	1,325	0	0
Oklahoma															
		Navy Reserve	Broken Arrow	2	63,644	0	0	0	0	11	11	14.0	293	0	0
		* OTHER SITE(S) : 1		0	0	1	3,714	0	0	0	0	1.0	0	0	0
Oklahoma Total:				2	63,644	1	3,714	0	0	11	11	15.0	293	0	0
Oregon															
		Navy Active	Boardman	3	8,248	0	0	0	0	25,546	62,866	24.5	0	0	0
		Navy Reserve	Portland	5	68,227	0	0	1	747	14	14	22.6	460	0	0
		* OTHER SITE(S) : 2		8	38,499	0	0	0	0	36	41	11.7	161	0	0
Oregon Total:				16	114,974	0	0	1	747	25,596	62,921	58.8	621	0	0

* US Locations that do not meet criteria of at least ten (10) Acres AND at least \$10M PRV. US Territories and Non-US Locations that do not meet criteria of at least ten (10) Acres OR at least \$10M PRV.

DEPARTMENT OF DEFENSE - Navy
Base Structure Report - As of 30 Sept 2010

SITE	BRAC 2005	COMPONENT	NAME NEAREST CITY	BUILDINGS						ACRES OWNED	TOTAL ACRES	PRV (\$M)	MIL	CIV	OTHER
				OWNED		LEASED		OTHER							
				COUNT	SQFT	COUNT	SQFT	COUNT	SQFT						
<u>Pennsylvania</u>															
CSO Philadelphia PA NH		Navy Active	Philadelphia	49	696,879	0	0	0	0	48	48	297.3	0	195	0
CSO Warminster NAWC-AD		Navy Active	Warminster	61	1,410,042	0	0	0	0	540	540	480.3	0	0	0
NAS JRB Willow Grove	C	Navy Active	Willow Grove	119	1,126,320	0	0	0	0	964	964	478.6	3,778	2,346	0
NOSC Pittsburgh		Navy Reserve	Pittsburgh	3	65,335	0	0	0	0	12	12	14.6	315	0	0
NSA Mechanicsburg		Navy Active	Mechanicsburg	113	8,635,203	2	1,100	30	92,677	818	818	1,405.3	0	1,618	0
NSA Mechanicsburg Det Philadelphia Annex PNBC		Navy Active	Philadelphia	49	2,326,018	0	0	0	0	257	257	928.3	0	2,318	0
NSA Mechanicsburg Det Philadelphia PA		Navy Active	Philadelphia	27	2,247,199	0	0	0	0	133	133	628.6	0	0	0
* OTHER SITE(S) : 10				71	649,010	0	0	0	0	41	42	154.2	500	0	0
Pennsylvania Total:				492	17,156,006	2	1,100	30	92,677	2,813	2,814	4,387.2	4,593	6,477	0
<u>Puerto Rico</u>															
Cabeza De Perro		Navy Active	Ceiba, Ceiba	0	0	0	0	0	0	29	29	0.0	0	0	0
Fort Allen Puerto Rico		Navy Active	Juana Diaz	2	8,067	0	0	0	0	0	117	3.0	0	0	0
Low Frequency Transmitter Site Aguada		Navy Active	Aguada	2	12,978	0	0	0	0	388	388	9.8	0	0	0
Naval Activity Puerto Rico		Navy Active	Roosevelt, San Juan	1,237	4,937,104	0	0	1	52,255	8,231	8,231	2,060.6	0	67	0
NSGA Sabana Seca PR		Navy Active	Sabana Seca, Manati	164	455,426	0	0	0	0	2,925	2,925	194.6	0	1	0
Pico Del Este - AFWTF		Navy Active	Naguabo	9	20,063	0	0	0	0	0	0	15.5	0	0	0
Pineros Island		Navy Active	Ceiba, Ceiba	0	0	0	0	0	0	325	325	0.0	0	0	0
Vieques West		Navy Active	Vieques, Vieques	1	330	0	0	0	0	113	113	1.4	0	0	0
Vieques West Puerto Rico		Navy Active	Vieques, Vieques	1	7,995	0	0	0	0	382	382	3.7	0	0	0
* OTHER SITE(S) : 1				6	23,123	0	0	0	0	0	0	6.2	74	0	0
Puerto Rico Total:				1,422	5,465,086	0	0	1	52,255	12,393	12,510	2,294.8	74	68	0
<u>Rhode Island</u>															
CSO Davisville CBC		Navy Active	Davisville	161	2,752,872	0	0	0	0	907	907	714.6	0	0	0
Fort Adams RI		Navy Active	Newport	24	98,655	0	0	0	0	24	24	24.9	0	0	0
Gould Island RI		Navy Active	Jamestown	1	28,155	0	0	0	0	13	13	14.2	0	0	0
NS Newport		Navy Active	Newport	261	5,607,895	0	0	0	0	1,316	1,317	2,138.3	3,503	3,551	0
NS Newport Melville		Navy Active	Portsmouth	37	85,069	0	0	0	0	23	23	225.7	0	0	0
* OTHER SITE(S) : 6				546	2,217,763	0	0	0	0	0	0	559.4	0	0	0
Rhode Island Total:				1,030	10,790,409	0	0	0	0	2,283	2,284	3,677.0	3,503	3,551	0
<u>South Carolina</u>															
Naval Health Clinic Charleston		Navy Active	Charleston	3	386,429	0	0	0	0	22	22	155.8	429	159	0
NAVHOSP Beaufort		Navy Active	Beaufort	18	434,084	1	64	0	0	120	120	249.9	742	293	0

* US Locations that do not meet criteria of at least ten (10) Acres AND at least \$10M PRV. US Territories and Non-US Locations that do not meet criteria of at least ten (10) Acres OR at least \$10M PRV.

DEPARTMENT OF DEFENSE - Navy
Base Structure Report - As of 30 Sept 2010

SITE	BRAC 2005	COMPONENT	NAME NEAREST CITY	BUILDINGS						ACRES OWNED	TOTAL ACRES	PRV (\$M)	MIL	CIV	OTHER
				OWNED		LEASED		OTHER							
				COUNT	SQFT	COUNT	SQFT	COUNT	SQFT						
NWS Charleston	R	Navy Active	Goose Creek	596	4,724,004	0	0	589	2,359,022	15,447	17,000	1,888.1	6,192	3,608	0
NWS Charleston North Yard	R	Navy Active	North Charleston	11	278,808	0	0	0	0	21	21	66.0	0	0	0
NWS Charleston Short Stay	R	Navy Active	Moncks Corner	44	58,588	0	0	0	0	0	56	12.5	0	0	0
* OTHER SITE(S) : 9				10	138,747	3	248,470	35	134,096	14	21	119.1	417	0	0
South Carolina Total:				682	6,020,660	4	248,534	624	2,493,118	15,624	17,240	2,491.4	7,780	4,060	0
South Dakota															
* OTHER SITE(S) : 1				2	16,096	0	0	0	0	1	1	3.5	68	0	0
South Dakota Total:				2	16,096	0	0	0	0	1	1	3.5	68	0	0
Tennessee															
NSA Midsouth Memphis		Navy Active	Millington	145	2,579,283	23	37,050	296	668,801	1,470	1,866	782.1	4,910	1,663	0
NSWC Carderock Div		Navy Active	Memphis	3	458,254	0	0	0	0	60	143	110.7	0	0	0
* OTHER SITE(S) : 3				7	122,983	0	0	0	0	10	20	26.0	608	0	0
Tennessee Total:				155	3,160,520	23	37,050	296	668,801	1,540	2,029	918.8	5,518	1,663	0
Texas															
ALF Cabaniss		Navy Active	Corpus Christi	3	4,080	0	0	0	0	944	944	59.8	0	0	0
ALF Orange		Navy Active	Orange Grove	17	18,356	0	0	0	0	1,594	1,594	109.9	0	0	0
ALF Waldron		Navy Active	Corpus Christi	2	4,000	0	0	0	0	889	889	56.9	0	0	0
Dixie Target Range		Navy Active	Seven Sisters	7	18,808	0	0	0	0	7,825	7,825	46.0	0	0	0
NAS Corpus Christi		Navy Active	Corpus Christi	288	5,430,607	0	0	9	196,111	2,584	2,589	1,714.1	4,900	369	0
NAS JRB Fort Worth		Navy Active	Fort Worth	255	2,902,366	0	0	74	168,093	2,081	2,150	1,309.7	3,917	160	0
NAS Kingsville		Navy Active	Kingsville	150	1,162,678	0	0	0	0	3,981	3,981	587.2	0	112	0
NOSC Harlingen		Navy Reserve	Harlingen	3	64,467	0	0	0	0	0	15	13.3	152	0	0
NOSC Houston		Navy Reserve	Houston	8	96,223	0	0	0	0	10	10	20.9	996	0	0
NOSC San Antonio		Navy Reserve	San Antonio	3	58,346	0	0	0	0	13	13	13.3	0	0	0
NOSC-MCRC El Paso		Navy Reserve	El Paso	4	41,424	0	0	0	0	0	14	11.1	313	0	0
NS Ingleside	C	Navy Active	Ingleside	84	858,229	0	0	1	10,640	576	577	344.7	1,934	58	0
NWIRP Dallas		Navy Active	Dallas	106	4,697,152	0	0	0	0	312	312	874.9	0	0	0
NWIRP McGregor		Navy Active	Mcgregor	202	843,356	0	0	0	0	330	330	365.8	0	0	0
* OTHER SITE(S) : 11				23	135,423	0	0	1	1,960	268	3,174	55.4	497	0	0
Texas Total:				1,155	16,335,515	0	0	85	376,804	21,407	24,417	5,583.1	12,709	699	0
Utah															
NAVSUPPDET Monterey Det Magna Utah		Navy Active	Magna	131	378,035	0	0	0	0	511	511	105.6	0	0	0
* OTHER SITE(S) : 1				3	42,895	0	0	0	0	2	2	10.7	428	0	0

* US Locations that do not meet criteria of at least ten (10) Acres AND at least \$10M PRV. US Territories and Non-US Locations that do not meet criteria of at least ten (10) Acres OR at least \$10M PRV.

DEPARTMENT OF DEFENSE - Navy
Base Structure Report - As of 30 Sept 2010

SITE	BRAC 2005	COMPONENT	NAME NEAREST CITY	BUILDINGS						ACRES OWNED	TOTAL ACRES	PRV (\$M)	MIL	CIV	OTHER
				OWNED		LEASED		OTHER							
				COUNT	SQFT	COUNT	SQFT	COUNT	SQFT						
Utah Total:				134	420,930	0	0	0	0	513	513	116.4	428	0	0
Vermont															
* OTHER SITE(S) : 1				1	19,616	0	0	0	0	4	4	4.2	41	0	0
Vermont Total:				1	19,616	0	0	0	0	4	4	4.2	41	0	0
Virginia															
ALF Fortress Chesapeake		Navy Active	Virginia Beach	13	21,076	0	0	0	0	2,713	2,713	52.5	0	0	0
Arlington Service Center		Navy Active	Arlington	10	262,333	0	0	4	8,256	18	31	75.2	19	0	0
Cheatham Annex	R	Navy Active	Williamsburg	169	3,168,530	0	0	0	0	2,350	3,141	540.0	0	0	0
Craney Island		Navy Active	Portsmouth	20	57,576	0	0	0	0	907	925	345.3	0	0	0
Fort Story		Navy Active	Norfolk	224	1,121,742	0	0	0	0	1,449	1,449	302.9	0	0	0
Midway Research Center		Navy Active	Stafford	8	25,908	0	0	0	0	161	161	10.3	0	0	0
NAS Oceana		Navy Active	Virginia Beach	260	3,968,183	0	0	57	114,454	986	1,068	1,550.2	8,058	571	0
NAS Oceana Dam Neck		Navy Active	Virginia Beach	165	2,945,203	0	0	102	915,919	1,913	1,914	1,012.6	121	584	0
NAS Oceana Midway Manor		Navy Active	Virginia Beach	1	1,480	0	0	179	636,546	96	96	106.4	0	0	0
Naval Medical Center Portsmouth		Navy Active	Portsmouth	32	2,197,749	0	0	3	5,891	109	109	973.3	4,022	1,994	0
NAVPHIBASE Little Creek		Navy Active	Norfolk	343	4,428,741	0	0	372	1,053,910	2,144	2,275	1,678.2	11,628	2,514	0
NS Norfolk		Navy Active	Norfolk	511	15,367,676	0	0	372	1,472,046	3,592	3,592	5,420.0	38,327	5,763	1
NSA Norfolk		Navy Active	Norfolk	183	2,321,572	0	0	674	1,976,347	798	798	949.4	0	4,877	0
NSA Norfolk Fire Fighters School		Navy Active	Norfolk	6	45,371	0	0	0	0	12	12	13.6	0	0	0
NSA Norfolk Lafayette Rvr Complex		Navy Active	Norfolk	9	255,661	0	0	2	13,395	19	19	70.8	0	0	0
NSA Norfolk New Gosport/NNSY		Navy Active	Portsmouth	4	28,846	0	0	0	0	56	56	15.7	0	0	0
NSA Norfolk Northwest Chesapeake Va		Navy Active	Chesapeake	181	718,669	0	0	0	0	3,795	3,795	237.8	145	0	0
NSA Norfolk NSY		Navy Active	Portsmouth	158	6,056,820	0	0	11	64,215	539	570	2,225.7	1	8,657	0
NSA Norfolk SDA Area		Navy Active	Norfolk	17	984,169	0	0	0	0	90	90	163.3	0	0	0
NSA Norfolk South Gate		Navy Active	Portsmouth	19	157,276	0	0	0	0	62	62	81.0	0	0	0
NSA Norfolk St Helena Norfolk		Navy Active	Norfolk	3	7,244	0	0	0	0	11	11	36.4	0	0	0
NSA Norfolk St Juliens Creek Annex		Navy Active	Portsmouth	78	673,537	0	0	0	0	485	493	200.2	0	0	0
NSA Norfolk Stanley Court/NNSY		Navy Active	Portsmouth	0	0	0	0	80	161,865	16	16	25.5	0	0	0
NSA South Potomac		Navy Active	Dahlgren	318	2,992,440	0	0	259	385,220	2,676	2,676	1,013.1	775	728	0
NSA South Potomac Pumpkin Neck		Navy Active	King George	20	46,338	0	0	0	0	1,641	1,641	23.1	0	0	0
NWS Yorktown	R	Navy Active	Yorktown	469	3,297,148	0	0	198	578,658	19,624	19,903	1,125.9	0	0	0
Wallops Island Va		Navy Active	Wallops Island	89	407,338	0	0	0	0	5	88	123.1	0	0	0
Yorktown Fuel Depot	R	Navy Active	Yorktown	43	13,148	0	0	0	0	110	110	162.3	0	0	0
* OTHER SITE(S) : 48				87	867,640	45	905,883	81	208,314	13,845	14,313	491.9	3,499	1,705	0
Virginia Total:				3,440	52,439,414	45	905,883	2,394	7,595,036	60,222	62,127	19,025.6	66,595	27,393	1

* US Locations that do not meet criteria of at least ten (10) Acres AND at least \$10M PRV. US Territories and Non-US Locations that do not meet criteria of at least ten (10) Acres OR at least \$10M PRV.

DEPARTMENT OF DEFENSE - Navy
Base Structure Report - As of 30 Sept 2010

SITE	BRAC 2005	COMPONENT	NAME NEAREST CITY	BUILDINGS						ACRES OWNED	TOTAL ACRES	PRV (\$M)	MIL	CIV	OTHER
				OWNED		LEASED		OTHER							
				COUNT	SQFT	COUNT	SQFT	COUNT	SQFT						
Washington															
Bremerton		Navy Active	Bremerton	80	2,886,531	0	0	61	188,557	116	118	1,483.5	0	0	0
Bremerton RR		Navy Active	Shelton	0	0	0	0	0	0	652	652	16.0	0	0	0
CSO NS Puget Sound		Navy Active	Seattle	48	1,284,386	0	0	0	0	155	155	354.1	0	0	0
Fort Lawton, Magnolia		Navy Active	Seattle	0	0	0	0	46	88,684	23	23	20.1	0	0	0
Jackson Park Hsg		Navy Active	Bremerton	448	1,380,638	0	0	0	0	158	158	309.4	0	0	0
Jim Creek		Navy Active	Oso	63	131,377	0	0	6	8,974	3,940	4,897	119.9	0	0	0
Keyport NUWC		Navy Active	Keyport	155	1,290,778	0	0	34	66,885	354	356	480.1	0	1,518	0
Manchester		Navy Active	Bremerton	20	91,394	0	0	0	0	234	234	341.4	0	0	0
Marysville WA		Navy Active	Marysville	13	280,788	0	0	0	0	52	52	81.1	0	0	0
NAS Whidbey Island		Navy Active	Whidbey Island Nas	218	3,042,851	0	0	160	419,996	4,351	4,352	1,786.7	5,386	213	0
NAS Whidbey Island - Racon Hill		Navy Active	Oak Harbor	5	4,572	0	0	0	0	22	22	14.1	0	0	0
NAS Whidbey Island Sea Plane Base		Navy Active	Oak Harbor	93	572,029	0	0	937	2,632,276	2,784	2,784	910.5	0	0	0
Naval Medical Center Bremerton		Navy Active	Bremerton	16	372,312	0	0	0	0	47	47	251.6	0	417	0
NAVBASE Kitsap Bremerton		Navy Active	Bangor	578	5,189,008	0	0	359	2,142,164	7,179	7,181	3,507.8	7,172	1,616	0
NAVMAG Indian Island		Navy Active	Port Townsend	160	491,590	0	0	0	0	2,715	2,715	339.9	0	68	0
NOSC Spokane		Navy Reserve	Spokane	9	68,291	0	0	0	0	22	22	17.6	232	0	0
NS Everett		Navy Active	Everett	51	975,561	0	0	0	0	211	211	602.5	1,685	0	0
OLF Coupeville		Navy Active	Coupeville	6	6,566	0	0	3	2,262	1,011	1,056	44.7	0	0	0
Shipyard Puget Sound		Navy Active	Bremerton	104	3,854,276	1	11,992	0	0	568	568	2,458.5	598	0	0
* OTHER SITE(S) : 44				71	273,855	1	38,601	36	105,771	1,682	1,686	156.4	306	219	0
Washington Total:				2,138	22,196,803	2	50,593	1,642	5,655,569	26,276	27,289	13,295.9	15,379	4,051	0
West Virginia															
Allegany Ballistics Lab		Navy Active	Keyser	165	1,447,338	0	0	0	0	1,779	1,779	392.0	0	0	0
NIOC Sugar Grove		Navy Active	Sugar Grove	45	145,397	1	200	43	136,162	643	643	107.8	0	86	0
* OTHER SITE(S) : 4				29	186,341	0	0	0	0	9	9	65.7	118	0	0
West Virginia Total:				239	1,779,076	1	200	43	136,162	2,431	2,431	565.6	118	86	0
Wisconsin															
NOSC Green Bay		Navy Reserve	Ashwaubenon	2	41,861	0	0	0	0	10	10	10.6	233	0	0
* OTHER SITE(S) : 2				3	109,444	0	0	0	0	0	12	27.3	383	0	0
Wisconsin Total:				5	151,305	0	0	0	0	10	22	37.9	616	0	0
US/US Territories Total:				36,520	363,892,009	493	3,484,503	18,993	67,993,238	653,963	2,111,550	180,755.2	291,177	145,019	34

* US Locations that do not meet criteria of at least ten (10) Acres AND at least \$10M PRV. US Territories and Non-US Locations that do not meet criteria of at least ten (10) Acres OR at least \$10M PRV.

DEPARTMENT OF DEFENSE - Navy
Base Structure Report - As of 30 Sept 2010

SITE	BRAC 2005	COMPONENT	NAME NEAREST CITY	BUILDINGS						ACRES OWNED	TOTAL ACRES	PRV (\$M)	MIL	CIV	OTHER
				OWNED		LEASED		OTHER							
				COUNT	SQFT	COUNT	SQFT	COUNT	SQFT						
Australia															
Area A-VLF		Navy Active	Exmouth	0	0	0	0	0	0	0	5,510	0.0	0	0	0
Area C-HFR		Navy Active	Exmouth	0	0	0	0	0	0	0	9,463	0.0	0	0	0
NAVCOMMSTA H E Holt		Navy Active	Northwest Cape	0	0	0	0	0	0	0	5,098	0.0	0	0	0
Australia Total:				0	0	0	0	0	0	0	20,071	0.0	0	0	0
Bahamas															
AUTEC Golding Cay		Navy Active	Andros Island	8	6,609	0	0	0	0	0	0	10.2	0	0	0
AUTEC Main Base		Navy Active	Andros Island	132	646,447	0	0	0	0	0	538	376.4	0	0	0
AUTEC Salvador Point		Navy Active	Andros Island	10	11,395	0	0	0	0	0	0	15.8	0	0	0
* OTHER SITE(S) : 3				2	3,376	0	0	0	0	0	0	10.1	0	0	0
Bahamas Total:				152	667,827	0	0	0	0	0	538	412.6	0	0	0
Bahrain															
NSA Bahrain		Navy Active	Manama	142	1,157,464	1	936	1	308	0	65	415.0	1,711	48	180
NSA Bahrain - Aviation Unit		Navy Active	Al Jufayr	9	20,945	3	83,255	0	0	0	0	42.9	0	0	0
Muharraq															
NSA Bahrain - Banz Wrhs		Navy Active	Al Jufayr	0	0	15	979,916	0	0	0	12	170.0	0	0	0
Compound															
NSA Bahrain - Dependent School		Navy Active	Al Jufayr	0	0	2	2,190	4	263,383	0	25	89.2	0	0	0
NSA Bahrain - Mina Sulman Pier		Navy Active	Al Jufayr	5	2,153	2	93,970	0	0	0	0	62.7	0	0	0
Area															
Sheik Isa		Navy Active	Unknown	42	115,315	0	0	0	0	0	0	30.0	0	0	0
* OTHER SITE(S) : 3				27	12,881	2	16,349	0	0	0	0	9.2	0	0	0
Bahrain Total:				225	1,308,758	25	1,176,616	5	263,691	0	102	818.9	1,711	48	180
Br Indian Ocean Territories															
NAVSUPPFAC Diego Garcia		Navy Active	Diego Garcia, Naval Fac	623	2,674,343	0	0	0	0	0	7,000	3,217.1	528	2	35
Br Indian Ocean Territories Total:				623	2,674,343	0	0	0	0	0	7,000	3,217.1	528	2	35
Canada															
* OTHER SITE(S) : 2				0	0	1	144	0	0	0	0	0.1	0	0	0
Canada Total:				0	0	1	144	0	0	0	0	0.1	0	0	0
Cuba															
NS Guantanamo Bay		Navy Active	Guantanamo Bay	1,403	5,878,673	0	0	6	9,844	0	28,817	3,026.3	1,227	99	149
Cuba Total:				1,403	5,878,673	0	0	6	9,844	0	28,817	3,026.3	1,227	99	149
Djibouti															
Camp Lemonier Djibouti		Navy Active	Djibouti	655	422,656	0	0	0	0	0	0	231.2	0	0	0

* US Locations that do not meet criteria of at least ten (10) Acres AND at least \$10M PRV. US Territories and Non-US Locations that do not meet criteria of at least ten (10) Acres OR at least \$10M PRV.

DEPARTMENT OF DEFENSE - Navy
Base Structure Report - As of 30 Sept 2010

SITE	BRAC 2005	COMPONENT	NAME NEAREST CITY	BUILDINGS				ACRES OWNED	TOTAL ACRES	PRV (\$M)	MIL	CIV	OTHER		
				OWNED		LEASED								OTHER	
				COUNT	SQFT	COUNT	SQFT							COUNT	SQFT
			Djibouti Total:	655	422,656	0	0	0	0	0	231.2	0	0	0	
Egypt															
		Navy Active	Cairo	20	94,462	3	19,683	0	0	0	2	48.1	2	13	115
* OTHER SITE(S) : 1				0	0	13	26,703	0	0	0	0	9.1	0	0	0
			Egypt Total:	20	94,462	16	46,386	0	0	0	2	57.2	2	13	115
Greece															
		Navy Active	Soudha Bay	0	0	0	0	15	68,700	0	0	23.2	0	0	0
		Navy Active	Soudha Bay	46	463,742	0	0	0	0	0	101	213.4	357	49	0
		Navy Active	Soudha Bay	9	15,085	0	0	0	0	0	0	13.3	0	0	0
		Navy Active	Soudha Bay	8	38,754	0	0	0	0	0	0	12.0	0	0	0
* OTHER SITE(S) : 2				6	24,080	1	4,250	6	25,433	0	0	11.2	0	0	0
			Greece Total:	69	541,661	1	4,250	21	94,133	0	101	273.1	357	49	0
Hong Kong															
* OTHER SITE(S) : 1				0	0	1	14,693	0	0	0	0	7.1	0	0	0
			Hong Kong Total:	0	0	1	14,693	0	0	0	0	7.1	0	0	0
Iceland															
		Navy Active	Grindavik	7	18,421	0	0	0	0	0	1,049	18.9	0	0	0
			Iceland Total:	7	18,421	0	0	0	0	0	1,049	18.9	0	0	0
Indonesia															
		Navy Active	Jakarta, Java	0	0	0	0	4	55,141	0	0	24.3	90	0	0
			Indonesia Total:	0	0	0	0	4	55,141	0	0	24.3	90	0	0
Italy															
		Navy Active	Catania	6	57,765	0	0	0	0	0	0	39.1	0	0	0
		Navy Active	Naples	59	1,275,972	0	0	2	89,685	0	57	544.2	0	0	0
		Navy Active	Naples	21	20,516	3	10,314	0	0	0	53	24.2	0	0	0
		Navy Active	Gaeta	0	0	2	5,226	4	10,200	0	10	7.9	84	0	0
		Navy Active	Naples	8	14,135	0	0	1	6,486	0	3	13.8	0	0	0
		Navy Active	Catania	42	1,076,732	1	67,800	0	0	0	10	406.8	0	0	0
		Navy Active	Sigonella Sicily	5	28,585	0	0	0	0	0	0	15.7	0	0	0
		Navy Active	Sigonella Sicily	109	1,625,370	0	0	5	30,503	0	315	768.7	1,338	241	681
		Navy Active	Catania	1	11,646	148	958,707	0	0	0	103	228.9	0	0	0
		Navy Active	Sigonella Sicily	0	0	112	757,906	0	0	0	62	186.8	0	0	0

* US Locations that do not meet criteria of at least ten (10) Acres AND at least \$10M PRV. US Territories and Non-US Locations that do not meet criteria of at least ten (10) Acres OR at least \$10M PRV.

DEPARTMENT OF DEFENSE - Navy
Base Structure Report - As of 30 Sept 2010

SITE	BRAC 2005	COMPONENT	NAME NEAREST CITY	BUILDINGS						ACRES OWNED	TOTAL ACRES	PRV (\$M)	MIL	CIV	OTHER
				OWNED		LEASED		OTHER							
				COUNT	SQFT	COUNT	SQFT	COUNT	SQFT						
NATO Ordnance Facility		Navy Active	Sigonella Sicily	27	84,226	0	0	0	0	0	172	37.0	0	0	0
NSA Naples Support Site		Navy Active	Naples	2	200,349	162	3,344,455	0	0	0	228	1,049.7	0	0	0
NSA Naples Various Location Housing		Navy Active	Naples	0	0	9	370,078	0	0	0	0	90.3	0	0	0
* OTHER SITE(S) : 7				3	7,637	3	1,417	5	21,962	0	6	12.7	0	0	0
Italy Total:				283	4,402,933	440	5,515,903	17	158,836	0	1,019	3,425.7	1,422	241	681
Japan															
Akasaki POL Dep-5032		Navy Active	Sasebo	43	109,744	0	0	40	184,329	0	182	458.0	0	0	0
Awase		Navy Active	Kadena Air Base Okinawa	5	12,590	0	0	0	0	0	117	19.3	0	0	0
Azuma - 3090		Navy Active	Yokosuka	43	51,995	0	0	33	114,484	0	201	507.9	0	0	0
Camp Shields-6032		Navy Active	Camp Shields-Okinawa	33	149,624	0	0	19	360,486	0	88	204.0	0	0	0
COMFLEACT Kadena Okinawa		Navy Active	Kadena Air Base Okinawa	115	720,544	0	0	1	25,546	0	120	297.4	1,576	218	301
COMFLEACT Sasebo JA		Navy Active	Sasebo	57	142,186	0	0	157	1,944,600	0	7,715	954.0	577	125	674
COMFLEACT Yokosuka		Navy Active	Yokosuka	567	705,789	0	0	548	10,487,369	0	2,661	5,066.0	2,412	838	5,537
Drydock Area-5030		Navy Active	Sasebo	1	506	0	0	12	19,893	0	0	154.5	0	0	0
Hachinohe POL Dep-2006		Navy Active	Hachinohe	15	7,128	0	0	12	10,252	0	44	173.2	10	0	0
Hario Housing Area-5119		Navy Active	Sasebo	30	15,457	0	0	78	1,194,764	0	77	390.4	0	0	0
Hario Shima Ammo-5050		Navy Active	Sasebo	28	45,583	0	0	15	62,992	0	486	106.7	0	0	0
Ikego Housing Area-3087		Navy Active	Ikego	37	43,338	0	0	134	2,184,832	0	707	756.8	0	0	0
Iorizaki POL Dep-5036		Navy Active	Sasebo	3	86	0	0	4	7,744	0	56	167.9	0	0	0
Iwo Jima-3181		Navy Active	Iwo Jima	0	0	0	0	46	331,070	0	242	331.1	0	0	0
Kami Seya-3096		Navy Active	Kami Seya	103	320,921	0	0	13	137,004	0	586	192.7	0	21	98
Kisarazu-JGSDF-3033		Navy Active	Kisarazu	12	23,095	0	0	33	341,456	0	514	280.4	0	0	0
Kobi Sho Range-6084		Navy Active	Okinawa Island	0	0	0	0	0	0	0	216	0.0	0	0	0
Koshiba POL Dep-3113		Navy Active	Yokohama	0	0	0	0	0	0	0	103	0.0	0	0	0
Maebata - 5033		Navy Active	Sasebo	36	59,679	0	0	43	288,076	0	143	162.2	0	0	0
NAF Atsugi		Navy Active	Atsugi	318	713,340	0	0	278	3,817,124	0	1,236	1,901.6	819	166	311
NAF Misawa JA		Navy Active	Misawa Afb	71	908,336	0	0	6	3,048	26	26	357.0	963	3	42
Nagasaka Rifle Range		Navy Active	Yokosuka	0	0	0	0	0	0	0	24	0.0	0	0	0
Negishi Dh Area-3066		Navy Active	Yokohama	43	32,407	0	0	238	726,906	0	109	304.4	0	0	0
Okidaito Jima Rng-6088		Navy Active	Okinawa Island	0	0	0	0	0	0	0	283	0.0	0	0	0
Sakibe - 5118		Navy Active	Sasebo	7	21,291	0	0	1	8,061	0	31	14.5	0	0	0
Sanno Hotel Tokyo-3185		Navy Active	Tokyo	2	783	0	0	1	203,405	0	1	71.3	0	0	12
Sekibi Sho Range-6085		Navy Active	Okinawa Island	0	0	0	0	0	0	0	10	0.0	0	0	0
Tengan Pier-6028		Navy Active	Tengan	4	5,612	0	0	0	0	0	7	53.6	0	0	0
Totsuka-NCTS-3097		Navy Active	Totsuka	25	19,074	0	0	11	52,356	0	190	60.5	0	0	0
Tsurumi POL Dep-3144		Navy Active	Yokohama	36	15,512	0	0	26	68,952	0	46	205.0	0	0	0
Urago Ordinance-3117		Navy Active	Yokosuka	16	19,579	0	0	31	183,854	0	47	126.9	0	0	0

* US Locations that do not meet criteria of at least ten (10) Acres AND at least \$10M PRV. US Territories and Non-US Locations that do not meet criteria of at least ten (10) Acres OR at least \$10M PRV.

DEPARTMENT OF DEFENSE - Navy
Base Structure Report - As of 30 Sept 2010

SITE	BRAC 2005	COMPONENT	NAME NEAREST CITY	BUILDINGS						ACRES OWNED	TOTAL ACRES	PRV (\$M)	MIL	CIV	OTHER
				OWNED		LEASED		OTHER							
				COUNT	SQFT	COUNT	SQFT	COUNT	SQFT						
White Beach		Navy Active	White Beach Nav Inst	56	110,085	0	0	10	141,647	0	290	177.7	0	0	0
Yokohama No Dock-3067		Navy Active	Yokohama	7	76,095	0	0	12	270,393	7	20	116.0	0	0	0
Yokose POL Dep-5039		Navy Active	Sasebo	9	2,095	0	0	5	6,673	0	152	337.6	0	0	0
* OTHER SITE(S) : 4				9	19,492	0	0	0	0	0	0	10.1	0	0	0
Japan Total:				1,731	4,351,966	0	0	1,807	23,177,316	33	16,730	13,958.9	6,357	1,371	6,975
Kenya															
NSA Bahrain - Kenya		Navy Active	Mombasa	5	7,520	0	0	0	0	0	0	29.4	0	0	0
Kenya Total:				5	7,520	0	0	0	0	0	0	29.4	0	0	0
Kuwait															
* OTHER SITE(S) : 1				0	0	0	0	3	19,363	0	0	3.6	24	1	1
Kuwait Total:				0	0	0	0	3	19,363	0	0	3.6	24	1	1
Oman															
NSA Bahrain - Masirah Island		Navy Active	Sur Masirah	8	32,927	0	0	0	0	0	0	11.1	0	0	0
Oman Total:				8	32,927	0	0	0	0	0	0	11.1	0	0	0
Peru															
Naval Medical Research Center Det Lima Peru		Navy Active	Lima	2	32,889	0	0	0	0	0	0	12.1	0	0	0
* OTHER SITE(S) : 1				2	5,445	0	0	1	235	0	0	2.0	0	0	0
Peru Total:				4	38,334	0	0	1	235	0	0	14.0	0	0	0
Portugal															
* OTHER SITE(S) : 1				0	0	0	0	2	1,832	0	0	0.5	25	0	0
Portugal Total:				0	0	0	0	2	1,832	0	0	0.5	25	0	0
Singapore															
Singapore Area Coordinator		Navy Active	Singapore	0	0	93	543,660	73	457,874	0	0	342.4	18	0	0
* OTHER SITE(S) : 1				0	0	0	0	1	190	0	0	0.1	0	27	18
Singapore Total:				0	0	93	543,660	74	458,064	0	0	342.5	18	27	18
South Korea															
Camp Carroll		Navy Active	Yechon	0	0	0	0	1	75,200	0	0	11.8	0	0	0
Fleet Activities Chinhae		Navy Active	Chinhae	207	379,557	0	0	0	0	0	90	116.8	96	9	148
Pohang		Navy Active	Pohang	12	87,761	0	0	51	123,848	0	2	78.1	1	0	0
ROK Navy Base		Navy Active	Chinhae	3	17,599	0	0	0	0	0	0	63.3	0	0	0

* US Locations that do not meet criteria of at least ten (10) Acres AND at least \$10M PRV. US Territories and Non-US Locations that do not meet criteria of at least ten (10) Acres OR at least \$10M PRV.

DEPARTMENT OF DEFENSE - Navy
Base Structure Report - As of 30 Sept 2010

SITE	BRAC 2005	COMPONENT	NAME NEAREST CITY	BUILDINGS						ACRES OWNED	TOTAL ACRES	PRV (\$M)	MIL	CIV	OTHER
				OWNED		LEASED		OTHER							
				COUNT	SQFT	COUNT	SQFT	COUNT	SQFT						
Yechon		Navy Active	Yechon	0	0	0	0	26	73,130	0	0	41.7	0	0	0
Yongsan Garrison		Navy Active	Yongsan	17	61,231	0	0	0	0	0	0	18.4	0	0	0
* OTHER SITE(S) : 2				2	6,147	0	0	0	0	0	3	1.9	0	0	0
South Korea Total:				241	552,295	0	0	78	272,178	0	95	332.0	97	9	148
Spain															
NS Rota		Navy Active	Rota	922	3,881,356	0	0	0	0	0	5,960	2,179.3	1,072	192	0
* OTHER SITE(S) : 2				1	2,596	0	0	1	6,335	0	0	2.7	13	0	0
Spain Total:				923	3,883,952	0	0	1	6,335	0	5,960	2,182.0	1,085	192	0
United Arab Emirates															
NSA Bahrain - Fujairah Aviation Unit		Navy Active	Al Fujayrah	0	0	5	39,957	0	0	0	0	19.1	0	0	0
NSA Bahrain - Jebel Ali		Navy Active	Dubai	0	0	4	85,715	0	0	0	25	16.6	0	0	0
United Arab Emirates Total:				0	0	9	125,672	0	0	0	25	35.7	0	0	0
Overseas Total:				6,349	24,876,728	586	7,427,324	2,019	24,516,968	33	81,509	28,422.2	12,943	2,052	8,302
Worldwide Totals By Reporting Component:				42,869	388,768,737	1,079	10,911,827	21,012	92,510,206	653,996	2,193,059	209,177.4	304,120	147,071	8,336

* US Locations that do not meet criteria of at least ten (10) Acres AND at least \$10M PRV. US Territories and Non-US Locations that do not meet criteria of at least ten (10) Acres OR at least \$10M PRV.

DEPARTMENT OF DEFENSE - Air Force

Base Structure Report - As of 30 Sept 2010

SITE	BRAC 2005	COMPONENT	NAME NEAREST CITY	BUILDINGS						ACRES OWNED	TOTAL ACRES	PRV (\$M)	MIL	CIV	OTHER
				OWNED		LEASED		OTHER							
				COUNT	SQFT	COUNT	SQFT	COUNT	SQFT						
Alabama															
Abston ANG		AF Guard	Montgomery	8	81,723	0	0	0	0	0	27	17.0	38	0	0
Birmingham Airport		AF Guard	Birmingham	37	339,134	0	0	0	0	0	140	113.1	957	0	0
Dothan Regional Airport (ANGS)		AF Guard	Dothan	13	97,472	0	0	0	0	0	36	20.2	187	0	0
Martin ANG		AF Guard	Gadsden	14	71,253	0	0	0	0	0	29	17.9	0	0	0
Maxwell AFB		AF Active	Maxwell Af Base	252	4,902,886	0	0	0	0	2,528	3,543	1,347.9	2,690	1,289	0
Maxwell AFB Gunter Annex		AF Active	Gunter Afb	57	1,718,388	2	31,567	0	0	353	371	400.8	682	661	0
Montgomery ANG		AF Guard	Montgomery	6	65,123	0	0	0	0	12	12	14.3	105	0	0
Montgomery Regional Airport ANGB		AF Guard	Montgomery	43	367,249	0	0	0	0	0	70	101.7	1,062	0	0
* OTHER SITE(S) : 3				17	17,383	0	0	0	0	10	212	5.5	0	0	0
Alabama Total:				447	7,660,611	2	31,567	0	0	2,903	4,440	2,038.5	5,721	1,950	0
Alaska															
Barter Island Dew Station Bar		AF Active	Kaktovik	7	65,887	0	0	0	0	0	641	237.6	0	0	0
Big Mountain Radio Relay Site		AF Active	Iliamna	0	0	0	0	0	0	0	402	47.3	0	0	0
Birch Lake Recreation Annex		AF Active	Salcha	31	17,983	0	0	0	0	49	51	14.5	0	0	0
Blair Lake Air Force Rangeex		AF Active	North Pole	3	31,600	0	0	0	0	0	33,963	30.1	0	0	0
Cape Lisburne Long Range Radar Site		AF Active	Point Hope	7	46,258	0	0	0	0	0	1,125	141.7	0	0	0
Cape Newenham Long Range Radar Site		AF Active	Platinum	9	54,720	0	0	0	0	0	2,359	162.9	0	0	0
Cape Romanzof Long Range Radar Site		AF Active	Hooper Bay	8	36,745	0	0	0	0	0	4,900	66.0	0	0	0
Chena River Research Site		AF Active	North Pole	2	420	0	0	0	0	3,791	3,791	55.8	0	0	0
Clear AB		AF Active	Clear A.F.B.	53	884,359	0	0	0	0	11,438	11,438	742.7	111	60	0
Cold Bay Long Range Radar Site		AF Active	Cold Bay	5	13,548	0	0	0	0	0	208	42.8	0	0	0
Eareckson AS		AF Active	Adak Station	86	1,231,164	0	0	0	0	0	3,520	2,343.6	0	0	0
Eielson AFB		AF Active	North Pole	435	5,815,738	123	1,028,875	1	82,750	24,383	24,429	5,022.3	2,543	407	0
Elmendorf AFB		AF Active	Anchorage	385	7,820,756	0	0	3	24,475	27,324	28,786	5,047.0	6,588	974	0
Flaxman Island Range Radar Site		AF Active	Deadhorse	12	25,438	0	0	0	0	0	605	93.2	0	0	0
Fort Yukon Long Range Radar Site		AF Active	Fort Yukon	6	47,303	0	0	0	0	0	84	29.4	0	0	0
Galena Airport		AF Active	Galena	42	356,369	0	0	0	0	0	163	407.8	0	0	0
Granite Mountain Radio Relay Site		AF Active	Nome	7	26,079	0	0	0	0	0	258	91.2	0	0	0
Haarp Research Station		AF Active	Gakona	23	14,720	0	0	10	31,174	5,408	5,408	66.9	0	0	0
Indian Mountain Long Range Radar Site		AF Active	Hughes	8	33,230	0	0	0	0	0	4,226	155.3	0	0	0
Kalakaket Creek Radio Relay Site		AF Active	Ruby	6	24,424	0	0	0	0	0	316	59.9	0	0	0
King Salmon Airport		AF Active	King Salmon	0	0	1	182	55	378,206	192	927	880.9	0	0	0
Kotzebue Long Range Radar Site		AF Active	Kotzebue	2	4,511	0	0	0	0	0	676	12.9	0	0	0
Lonely Short Range Radar Site		AF Active	Barrow	0	0	0	0	13	27,465	0	1,082	154.1	0	0	0
Nikolski Radio Relay Site		AF Active	Nikolski	1	120	0	0	0	0	0	323	13.5	0	0	0

* US Locations that do not meet criteria of at least ten (10) Acres AND at least \$10M PRV. US Territories and Non-US Locations that do not meet criteria of at least ten (10) Acres OR at least \$10M PRV.

DEPARTMENT OF DEFENSE - Air Force
Base Structure Report - As of 30 Sept 2010

SITE	BRAC 2005	COMPONENT	NAME NEAREST CITY	BUILDINGS						ACRES OWNED	TOTAL ACRES	PRV (\$M)	MIL	CIV	OTHER
				OWNED		LEASED		OTHER							
				COUNT	SQFT	COUNT	SQFT	COUNT	SQFT						
North River Radio Relay Site		AF Active	Unalakleet	0	0	0	0	0	0	144	20.6	0	0	0	
Oliktok Long Range Radar Site		AF Active	Deadhorse	5	36,636	0	0	0	0	160	832	109.3	0	0	0
Point Barrow Long Range Radar Site		AF Active	Barrow	0	0	0	0	6	52,965	0	266	89.3	0	0	0
Point Lay Long Range Radar Site		AF Active	Point Lay	0	0	0	0	6	36,640	0	1,442	108.5	0	0	0
Sparrevohn Long Range Radar Site		AF Active	Lime Village	8	41,055	0	0	0	0	0	1,179	163.2	0	0	0
Tatalina Long Range Radar Site		AF Active	Mcgrath	7	37,367	0	0	0	0	0	4,970	92.8	0	0	0
Ted Stevens IAP		AF Guard	Anchorage	35	424,609	0	0	0	0	0	129	262.5	1,355	0	0
Tin City Long Range Radar Site		AF Active	Wales	6	83,453	0	0	0	0	37	723	163.2	0	0	0
Wainwright Short Range Radar Site		AF Active	Wainwright	3	2,628	0	0	5	19,994	0	1,519	133.1	0	0	0
Yukon Weapons Range		AF Active	North Pole	8	7,337	0	0	0	0	118	246	11.2	0	0	0
* OTHER SITE(S) : 34				27	34,602	0	0	0	0	464	13,728	67.6	0	0	0
Alaska Total:				1,237	17,219,059	124	1,029,057	99	653,669	73,364	154,860	17,140.7	10,597	1,441	0
Arizona															
Air Force Plant 44		AF Active	Tucson	71	1,030,468	0	0	0	0	2,208	2,208	232.2	0	0	0
Davis-Monthan AFB		AF Active	Tucson	511	4,669,494	0	0	1	18,945	4,171	9,708	1,880.0	6,814	1,113	0
Gila Bend Air Force Auxiliary Field		AF Active	Gila Bend	41	143,530	0	0	0	0	640	1,886	110.5	0	0	0
Luke AFB		AF Active	Luke Afb	359	3,760,249	0	0	0	0	2,933	4,833	1,451.3	4,476	912	0
Luke Air Force Auxiliary Field #1		AF Active	Wittmann	1	600	0	0	0	0	400	1,105	149.9	0	0	0
Luke Waste Annex		AF Active	Glendale	11	23,906	0	0	0	0	0	46	14.7	0	0	0
Papago ANG		AF Guard	Phoenix	4	40,364	0	0	0	0	0	12	11.4	0	0	0
Sky Harbor IAP		AF Guard	Phoenix	17	277,637	0	0	0	0	0	60	102.9	842	0	0
The Barry M Goldwater Air Force Range		AF Active	Gila Bend	9	8,708	0	0	0	0	1,179,755	2,671,679	165.2	0	0	0
Tucson IAP		AF Guard	Tucson	38	598,022	0	0	1	3,000	94	98	193.5	1,496	18	0
Williams AFB		AF Active	Mesa	2	3,368	0	0	0	0	145	145	31.8	1	4	0
Yuma Radar Site (TARS #1)		AF Active	Dome	5	8,795	0	0	0	0	0	62	10.3	0	0	0
* OTHER SITE(S) : 9				53	164,663	0	0	0	0	387	445	61.3	0	0	0
Arizona Total:				1,122	10,729,804	0	0	2	21,945	1,190,733	2,692,287	4,415.2	13,629	2,047	0
Arkansas															
Fort Smith MAP		AF Guard	Fort Smith	40	385,844	0	0	0	0	0	142	119.3	1,000	0	0
Little Rock AFB		AF Active	Jacksonville	349	3,896,537	0	0	0	0	6,772	6,929	1,625.7	6,123	517	0
* OTHER SITE(S) : 5				28	22,981	0	0	0	0	371	893	9.0	0	0	0
Arkansas Total:				417	4,305,362	0	0	0	0	7,143	7,964	1,753.9	7,123	517	0
California															
Air Force Plant 42		AF Active	Palmdale	103	3,238,923	0	0	0	0	6,131	6,131	1,303.0	0	0	0
Beale AFB		AF Active	Beale Afb	1,331	4,290,140	0	0	0	0	22,439	22,451	2,203.2	4,466	576	0

* US Locations that do not meet criteria of at least ten (10) Acres AND at least \$10M PRV. US Territories and Non-US Locations that do not meet criteria of at least ten (10) Acres OR at least \$10M PRV.

DEPARTMENT OF DEFENSE - Air Force

Base Structure Report - As of 30 Sept 2010

SITE	BRAC 2005	COMPONENT	NAME NEAREST CITY	BUILDINGS						ACRES OWNED	TOTAL ACRES	PRV (\$M)	MIL	CIV	OTHER
				OWNED		LEASED		OTHER							
				COUNT	SQFT	COUNT	SQFT	COUNT	SQFT						
Channel Islands ANG		AF Guard	Port Hueneme	20	343,771	0	0	0	0	206	206	258.9	1,038	0	0
Davis Communications Annex Site # 1		AF Active	Davis	4	29,524	0	0	0	0	160	160	19.5	0	0	0
Edwards AFB		AF Active	Lancaster	1,322	8,697,851	1	25,913	114	321,021	288,997	307,517	5,475.8	2,066	3,453	0
Fort MacArthur FH Annex		AF Active	Long Beach	37	274,766	0	0	0	0	191	193	105.6	0	0	0
Fresno Yosemite International (ANG)		AF Guard	Fresno	30	312,329	0	0	0	0	0	102	130.4	990	0	0
George AFB		AF Active	George Afb	49	530,701	0	0	0	0	3,739	4,055	618.7	0	0	0
Hayward MAP (ANG)		AF Guard	Hayward	17	148,452	0	0	0	0	0	27	50.7	36	0	0
Lincoln Communication Annex		AF Active	Lincoln	2	16,264	0	0	0	0	358	358	20.6	0	0	0
Los Angeles AFB		AF Active	El Segundo	19	959,335	0	0	0	0	54	56	298.8	1,166	1,249	0
Los Angeles Air Force Annex No.4		AF Active	Carson	1	85,000	0	0	0	0	23	23	24.9	0	0	0
March AFB		AF Active	Riverside	165	338,544	1	400	1	26,880	1,543	1,558	276.9	32	60	0
March ARB		AF Reserve	Riverside	200	2,545,844	0	0	0	0	2,138	2,386	1,253.2	4,150	307	0
Mather AFB		AF Active	Rancho Cordova	179	1,458,836	0	0	0	0	4,360	4,489	963.8	0	0	0
McClellan AFB		AF Active	McClellan Afb	357	8,755,244	0	0	1	16,000	2,777	2,873	2,962.6	32	24	0
McClellan FH Annex		AF Active	McClellan Afb	284	644,191	0	0	0	0	7	12	133.1	0	0	0
NAS Moffett Field		AF Guard	Moffett Field	24	306,219	0	0	0	0	161	161	124.6	959	14	0
Norwalk 2		AF Reserve	Norwalk	9	7,767	0	0	0	0	47	55	158.3	0	0	0
Onizuka AFB		AF Active	Sunnyvale	20	612,595	0	0	0	0	23	23	201.0	5	60	0
Ozol Defense Fuel Support Point		AF Active	Martinez	4	4,494	0	0	0	0	54	75	120.0	0	0	0
Pillar Point AFS		AF Active	Half Moon Bay	14	26,020	0	0	0	0	55	55	13.6	0	0	0
Point Arena AFS		AF Active	Point Arena	47	92,706	0	0	0	0	74	83	37.8	0	0	0
San Diego ANG		AF Guard	San Diego	2	31,816	0	0	0	0	24	24	10.6	106	0	0
Sepulveda National Guard Station		AF Guard	Los Angeles	5	53,296	0	0	0	0	26	26	17.4	105	0	0
Travis AFB		AF Active	Fairfield	403	6,548,102	148	441,593	0	0	5,130	6,495	3,735.7	9,077	1,270	0
Travis Water System Annex #2		AF Active	Fairfield	12	23,421	0	0	0	0	206	206	16.9	0	0	0
Tulelake Radar Site		AF Active	Newell	4	17,140	0	0	0	0	0	928	24.2	0	0	0
USMC Marine Corp Site #3		AF Guard	Fresno	9	50,943	0	0	0	0	0	15	18.2	0	0	0
Vandenberg AFB		AF Active	Lompoc	650	6,537,623	0	0	3	15,506	98,415	118,312	3,603.5	2,582	1,197	0
* OTHER SITE(S) : 46				108	419,056	0	0	3	11,123	8,378	9,319	234.0	146	1	0
California Total:				5,431	47,400,913	150	467,906	122	390,530	445,716	488,373	24,415.6	26,956	8,211	0

Colorado

Buckley AFB		AF Active	Aurora	183	3,067,168	0	0	0	0	3,399	4,224	1,122.0	2,627	446	0
Buckley Annex		AF Reserve	Denver	4	637,903	0	0	0	0	72	72	171.5	0	0	0
Cheyenne Mountain AFS		AF Active	Colorado Spgs	54	424,034	0	0	0	0	499	567	201.1	315	116	0
Fort Carson Weapons Range		AF Guard	Colorado Spgs	5	12,224	0	0	0	0	0	3,110	14.5	0	0	0
Greeley ANG		AF Guard	Greeley	6	59,125	0	0	0	0	0	17	19.5	0	0	0
Peterson AFB		AF Active	Colorado Spgs	165	3,227,362	35	321,710	0	0	218	1,457	1,248.7	5,173	2,406	2
Schriever AFB		AF Active	Colorado Spgs	58	1,979,427	0	0	0	0	3,202	5,634	657.9	1,857	609	0

* US Locations that do not meet criteria of at least ten (10) Acres AND at least \$10M PRV. US Territories and Non-US Locations that do not meet criteria of at least ten (10) Acres OR at least \$10M PRV.

DEPARTMENT OF DEFENSE - Air Force
Base Structure Report - As of 30 Sept 2010

SITE	BRAC 2005	COMPONENT	NAME NEAREST CITY	BUILDINGS						ACRES OWNED	TOTAL ACRES	PRV (\$M)	MIL	CIV	OTHER
				OWNED		LEASED		OTHER							
				COUNT	SQFT	COUNT	SQFT	COUNT	SQFT						
The Farish Memorial Recreational Annex		AF Active	Calhan	16	20,567	0	0	0	0	652	663	10.1	0	0	0
USAF Academy		AF Active	Air Force Academy	255	5,783,191	0	0	0	0	44,230	53,276	2,903.5	1,777	1,555	0
USAF Academy Auxiliary Airfield		AF Active	Calhan	1	1,651	0	0	0	0	0	197	12.5	0	0	0
* OTHER SITE(S) : 62				134	701,002	2	36,455	1	300	92	7,551	649.5	0	0	0
Colorado Total:				881	15,913,654	37	358,165	1	300	52,364	76,768	7,010.9	11,749	5,132	2
Connecticut															
Bradley IAP		AF Guard	Windsor Locks	32	315,127	0	0	0	0	0	148	120.9	39	0	0
Orange ANG Communications Station		AF Guard	New Haven	3	57,796	0	0	0	0	21	29	19.9	167	0	0
Connecticut Total:				35	372,923	0	0	0	0	21	177	140.8	206	0	0
Delaware															
Dover AFB		AF Active	Dover	203	3,598,260	0	0	6	99,078	3,218	3,824	1,593.7	4,798	765	0
New Castle County Airport		AF Guard	Newport	37	290,354	0	0	0	0	0	80	108.0	1,109	0	0
* OTHER SITE(S) : 2				0	0	0	0	0	0	2	3	0.0	0	0	0
Delaware Total:				240	3,888,614	0	0	6	99,078	3,220	3,907	1,701.8	5,907	765	0
District of Columbia															
Bolling AFB	R	AF Active	Washington, DC	98	2,960,387	0	0	1	448,000	607	607	942.0	2,641	853	0
District of Columbia Total:				98	2,960,387	0	0	1	448,000	607	607	942.0	2,641	853	0
Florida															
Arbuckle Airfield		AF Active	Avon Park	40	251,696	0	0	0	0	5,145	5,147	149.3	0	0	0
Avon Park AF Range		AF Active	Avon Park	6	6,163	0	0	0	0	100,929	100,929	33.6	0	33	0
Camp Blanding		AF Guard	Starke	24	131,675	0	0	0	0	0	219	29.3	3	0	0
Cape Canaveral AFS		AF Active	Cape Canaveral Afs	533	3,743,990	0	0	0	0	15,383	16,239	1,434.7	284	228	0
Cape San Blas Missile Tracking Annex D-3		AF Active	Port St Joe	13	32,963	0	0	0	0	679	679	12.2	0	0	0
Cudjoe Key AFS		AF Active	Perky	8	15,832	0	0	0	0	65	69	13.4	0	0	0
Eglin AFB		AF Active	Valparaiso	1,798	10,196,886	0	0	18	200,833	436,035	453,594	4,119.9	5,437	4,064	0
Eglin AFB Auxiliary Field #3		AF Active	Crestview	83	654,279	0	0	3	65,159	1,348	1,348	340.3	1,072	27	0
Eglin AFB Auxiliary Field #6		AF Active	Ft Walton Beach	55	194,065	0	0	5	18,379	629	629	124.9	23	79	0
Homestead AFB		AF Reserve	Homestead	1	93,202	0	0	0	0	12	12	18.2	18	0	0
Homestead ARB		AF Reserve	Homestead	125	1,117,416	0	0	0	0	1,981	2,430	616.2	1,536	234	0
Hurlburt Field		AF Active	Mary Esther	564	5,006,342	76	450,404	0	0	6,634	6,634	1,524.3	7,215	1,197	0
Jacksonville IAP		AF Guard	Callahan	38	341,097	0	0	0	0	0	342	107.0	999	0	0
Jonathan Dickinson Missile Tracking Annex		AF Active	Hobe Sound	10	26,931	0	0	0	0	0	11	13.6	0	0	0
Lynn Haven Defense Fuel Sup		AF Active	Lynn Haven	8	12,631	0	0	0	0	203	203	41.0	0	0	0

* US Locations that do not meet criteria of at least ten (10) Acres AND at least \$10M PRV. US Territories and Non-US Locations that do not meet criteria of at least ten (10) Acres OR at least \$10M PRV.

DEPARTMENT OF DEFENSE - Air Force
Base Structure Report - As of 30 Sept 2010

SITE	BRAC 2005	COMPONENT	NAME NEAREST CITY	BUILDINGS						ACRES OWNED	TOTAL ACRES	PRV (\$M)	MIL	CIV	OTHER
				OWNED		LEASED		OTHER							
				COUNT	SQFT	COUNT	SQFT	COUNT	SQFT						
MacDill AFB		AF Active	Tampa	305	4,484,773	0	0	3	76,866	5,633	5,866	1,771.9	5,081	1,717	0
Malabar Transmitter Annex		AF Active	Palm Bay	9	35,208	0	0	0	0	640	640	13.1	0	0	0
Patrick AFB		AF Active	Patrick Afb	276	3,139,390	0	0	0	0	2,089	2,324	1,043.4	2,034	1,305	0
Tyndall AFB		AF Active	Panama City	450	4,030,835	0	0	20	110,745	27,348	28,824	1,542.7	3,499	946	0
* OTHER SITE(S) : 49				59	100,676	1	16,200	1	231	216	238	34.8	1	0	0
Florida Total:				4,405	33,616,050	77	466,604	50	472,213	604,970	626,377	12,983.8	27,202	9,830	0
Georgia															
Air Force Plant 6		AF Active	Marietta	94	6,464,943	0	0	0	0	755	755	1,199.2	0	0	0
Dobbins ARB		AF Reserve	Marietta	97	1,112,445	0	0	1	192	1,666	1,913	412.8	1,623	262	0
Glynco ANGS		AF Guard	Brunswick	5	68,731	0	0	0	0	0	14	16.3	0	0	0
Hunter ANGS #2		AF Guard	Savannah	13	63,778	0	0	0	0	0	18	14.7	168	0	0
Moody AFB		AF Active	Moody Af Base	335	2,688,208	0	0	0	0	5,094	5,497	858.0	4,805	415	0
Robins AFB		AF Active	Robins Af Base	493	13,295,629	0	0	1	34,500	6,779	6,935	3,575.5	7,699	12,384	0
Savannah/Hilton Head IAP		AF Guard	Garden City	63	650,250	0	0	0	0	0	290	182.9	1,000	0	0
* OTHER SITE(S) : 16				106	144,916	7	38,933	0	0	6,598	6,710	53.2	0	0	0
Georgia Total:				1,206	24,488,900	7	38,933	2	34,692	20,892	22,132	6,312.6	15,295	13,061	0
Hawaii															
Barking Sands Communications Station		AF Guard	Kekaha	4	31,016	0	0	0	0	0	11	20.5	0	0	0
Bellows AFS		AF Active	Kailua	97	142,139	0	0	0	0	409	486	158.5	30	9	0
Hickam AFB		AF Active	Hickam A F Base	293	5,010,618	0	0	0	0	2,525	2,535	4,188.4	6,577	1,402	0
Hickam Petroleum Products Storage Annex		AF Active	Wahiawa	6	7,247	0	0	0	0	92	151	344.0	0	0	0
Kaena Point Satellite Tracking Station		AF Active	Waianae	25	69,531	0	0	0	0	0	153	59.2	2	18	0
Kokee AFS		AF Active	Kekaha	12	23,239	0	0	0	0	0	10	18.4	20	0	0
* OTHER SITE(S) : 14				36	227,489	0	0	15	85,530	6	620	213.7	450	30	0
Hawaii Total:				473	5,511,279	0	0	15	85,530	3,032	3,967	5,002.6	7,079	1,459	0
Idaho															
Boise Air Terminal (ANG)		AF Guard	Boise	178	1,698,717	0	0	1	12,960	0	576	551.3	1,152	0	0
Mountain Home AFB		AF Active	Mountain Home	1,191	5,390,769	0	0	16	34,380	2,250	6,850	2,319.3	3,588	454	0
Saylor Creek Air Force Range		AF Active	Bruneau	5	10,918	0	0	0	0	640	109,466	15.1	0	0	0
* OTHER SITE(S) : 42				29	26,918	0	0	0	0	3	18,252	32.2	0	0	0
Idaho Total:				1,403	7,127,322	0	0	17	47,340	2,893	135,144	2,917.9	4,740	454	0

* US Locations that do not meet criteria of at least ten (10) Acres AND at least \$10M PRV. US Territories and Non-US Locations that do not meet criteria of at least ten (10) Acres OR at least \$10M PRV.

DEPARTMENT OF DEFENSE - Air Force
Base Structure Report - As of 30 Sept 2010

SITE	BRAC 2005	COMPONENT	NAME NEAREST CITY	BUILDINGS						ACRES OWNED	TOTAL ACRES	PRV (\$M)	MIL	CIV	OTHER
				OWNED		LEASED		OTHER							
				COUNT	SQFT	COUNT	SQFT	COUNT	SQFT						
Illinois															
Capital Airport		AF Guard	Springfield	32	316,256	0	0	0	0	0	90	128.6	949	0	0
Chanute AFB		AF Active	Rantoul	230	2,812,879	0	0	0	0	1,343	1,343	1,187.9	0	0	0
Greater Peoria Regional Airport		AF Guard	Peoria	32	413,728	0	0	0	0	0	714	168.7	1,233	0	0
Old Base Site 2		AF Guard	Peoria	5	53,399	0	0	0	0	0	51	16.3	0	0	0
Scott AFB		AF Active	Belleville	318	5,088,398	0	0	3	14,221	2,881	3,638	1,913.6	7,246	3,039	0
* OTHER SITE(S) : 7				2	3,719	5	33,393	0	0	37	43	10.3	0	0	0
Illinois Total:				619	8,688,379	5	33,393	3	14,221	4,261	5,880	3,425.5	9,428	3,039	0
Indiana															
Fort Wayne IAP		AF Guard	Fort Wayne	32	389,526	0	0	0	0	0	189	146.8	292	0	0
Grissom AFB		AF Active	Peru	18	241,639	0	0	0	0	1,020	1,098	109.8	0	2	0
Grissom ARB		AF Reserve	Peru	86	1,034,710	0	0	0	0	1,410	1,791	583.6	1,330	253	0
Hulman Fld		AF Guard	Terre Haute	45	339,471	0	0	0	0	37	121	111.3	835	0	0
* OTHER SITE(S) : 2				9	26,466	0	0	0	0	0	1,045	8.2	0	0	0
Indiana Total:				190	2,031,812	0	0	0	0	2,467	4,245	959.7	2,457	255	0
Iowa															
Des Moines IAP		AF Guard	Des Moines	31	234,971	4	177,754	1	15,546	0	171	129.2	0	0	0
Fort Dodge ANG		AF Guard	Fort Dodge	12	36,018	0	0	0	0	0	13	10.6	135	0	0
Sioux Gateway Apt (ANG)-CE Site #2		AF Guard	Sioux City	3	45,580	0	0	0	0	16	16	12.7	0	0	0
Sioux Gateway Apt/Col Bud Day Field (ANG)		AF Guard	Sioux City	35	406,010	0	0	0	0	0	270	150.7	824	0	0
* OTHER SITE(S) : 2				2	4,450	0	0	0	0	0	0	1.8	0	0	0
Iowa Total:				83	727,029	4	177,754	1	15,546	16	471	305.0	959	0	0
Johnston Atoll															
Johnston Atoll Airfield		AF Active	Johnston Atoll	72	295,161	0	0	0	0	684	684	705.4	0	0	0
Johnston Atoll Total:				72	295,161	0	0	0	0	684	684	705.4	0	0	0
Kansas															
Forbes Field (ANG)		AF Guard	Topeka	29	497,566	0	0	0	0	192	215	182.6	943	28	0
McConnell AFB		AF Active	Wichita	752	4,389,680	0	0	0	0	2,682	3,616	1,591.0	4,361	444	0
Smoky Hill ANG Range		AF Guard	Salina	35	83,803	0	0	0	0	33,878	33,878	61.1	92	0	0
* OTHER SITE(S) : 7				4	195,654	0	0	0	0	101	348	45.6	0	0	0
Kansas Total:				820	5,166,703	0	0	0	0	36,853	38,057	1,880.3	5,396	472	0

* US Locations that do not meet criteria of at least ten (10) Acres AND at least \$10M PRV. US Territories and Non-US Locations that do not meet criteria of at least ten (10) Acres OR at least \$10M PRV.

DEPARTMENT OF DEFENSE - Air Force

Base Structure Report - As of 30 Sept 2010

SITE	BRAC 2005	COMPONENT	NAME NEAREST CITY	BUILDINGS						ACRES OWNED	TOTAL ACRES	PRV (\$M)	MIL	CIV	OTHER
				OWNED		LEASED		OTHER							
				COUNT	SQFT	COUNT	SQFT	COUNT	SQFT						
Kentucky															
Louisville IAP-Standiford FI		AF Guard	Louisville	14	368,860	0	0	1	15,000	0	81	103.4	1,144	0	0
Kentucky Total:				14	368,860	0	0	1	15,000	0	81	103.4	1,144	0	0
Louisiana															
Barksdale AFB		AF Active	Barksdale Af Base	434	4,935,027	2	41,572	0	0	21,945	22,504	1,753.1	7,401	866	0
England AFB		AF Active	England Afb	115	1,141,611	0	0	1	2,735	576	576	307.3	0	1	0
NAS JRB New Orleans		AF Guard	Belle Chasse	51	476,356	0	0	0	0	0	67	142.1	1,090	10	0
* OTHER SITE(S) : 8				28	93,986	4	70,251	0	0	1	7,867	52.6	106	0	0
Louisiana Total:				628	6,646,980	6	111,823	1	2,735	22,522	31,014	2,255.1	8,597	877	0
Maine															
Bangor IAP		AF Guard	Bangor	17	283,937	0	0	0	0	122	142	117.0	909	0	0
Bangor Lease Land Site 4		AF Guard	Bangor	16	119,655	0	0	0	0	0	158	60.6	0	0	0
Columbia Falls Radar Site		AF Active	Columbia Falls	4	20,375	0	0	0	0	829	829	34.6	0	0	0
DFAS Annex		AF Active	Limestone	0	0	1	142,400	0	0	0	16	39.6	0	0	0
Moscow Radar Site		AF Active	Moscow	4	44,315	0	0	0	0	1,425	1,425	36.3	0	0	0
South Portland ANGS		AF Guard	South Portland	9	57,513	0	0	0	0	0	12	15.7	217	0	0
* OTHER SITE(S) : 3				5	70,105	0	0	0	0	0	0	21.4	0	0	0
Maine Total:				55	595,900	1	142,400	0	0	2,376	2,582	325.2	1,126	0	0
Maryland															
Andrews AFB		AF Active	Andrews Afb	320	6,146,966	0	0	1	2,800	4,996	5,008	2,402.6	7,335	1,683	0
Brandywine Globecom Annex		AF Active	Brandywine	4	3,944	0	0	0	0	1,640	1,640	12.4	0	0	0
Governors Bridge Globecom Annex		AF Active	Davidsonville	2	26,540	0	0	0	0	864	864	20.0	0	0	0
Martin State Apt		AF Guard	Middle River	52	391,422	0	0	0	0	0	175	131.4	1,517	0	0
Summerfield FH Site #1		AF Active	Landover	0	0	194	1,942,174	0	0	0	234	358.4	0	0	0
* OTHER SITE(S) : 6				18	17,433	1	4,471	3	105,164	22	24	36.0	0	10	0
Maryland Total:				396	6,586,305	195	1,946,645	4	107,964	7,522	7,945	2,960.9	8,852	1,693	0
Massachusetts															
Barnes MAP (ANG)		AF Guard	Westfield	41	374,041	0	0	0	0	2	373	147.3	968	0	0
Cape Cod AS		AF Active	Bourne	14	103,674	0	0	0	0	0	101	50.2	56	7	0
Hanscom AFB		AF Active	Bedford	132	3,706,934	0	0	1	2,176	527	846	1,093.9	1,076	1,750	0
Otis ANGB		AF Guard	Otis Angb, Mashpee	135	1,137,758	0	0	0	0	1,366	4,042	696.0	1,067	92	0
Westover ARB		AF Reserve	Westover	114	1,483,073	0	0	0	0	2,515	2,585	880.5	2,428	325	0
* OTHER SITE(S) : 8				87	337,173	1	27,145	0	0	210	287	86.6	197	0	0
Massachusetts Total:				523	7,142,653	1	27,145	1	2,176	4,620	8,234	2,954.4	5,792	2,174	0

* US Locations that do not meet criteria of at least ten (10) Acres AND at least \$10M PRV. US Territories and Non-US Locations that do not meet criteria of at least ten (10) Acres OR at least \$10M PRV.

DEPARTMENT OF DEFENSE - Air Force
Base Structure Report - As of 30 Sept 2010

SITE	BRAC 2005	COMPONENT	NAME NEAREST CITY	BUILDINGS						ACRES OWNED	TOTAL ACRES	PRV (\$M)	MIL	CIV	OTHER
				OWNED		LEASED		OTHER							
				COUNT	SQFT	COUNT	SQFT	COUNT	SQFT						
Michigan															
Alpena County Regional Airport		AF Guard	Alpena	99	477,349	0	0	0	0	0	695	265.3	116	0	0
K I Sawyer AFB		AF Active	Gwinn	935	2,565,341	0	0	0	0	2,923	3,214	717.8	0	0	0
Selfridge ANGB		AF Guard	Mount Clemens	292	2,538,244	0	0	1	2,414	3,074	3,588	1,105.7	1,590	325	0
W K Kellogg Airport		AF Guard	Battle Creek	31	331,029	0	0	0	0	0	318	148.5	976	0	0
Wurtsmith AFB		AF Active	Oscoda	145	1,190,759	0	0	0	0	634	634	645.0	0	1	0
* OTHER SITE(S) : 5				17	96,487	0	0	0	0	39	70	33.2	0	0	0
Michigan Total:				1,519	7,199,209	0	0	1	2,414	6,670	8,519	2,915.4	2,682	326	0
Minnesota															
Duluth IAP		AF Guard	Duluth	36	409,071	0	0	0	0	1	285	136.7	982	28	0
Minneapolis-St Paul		AF Reserve	Minneapolis	87	1,166,205	0	0	1	1,613	215	246	432.5	2,497	161	0
* OTHER SITE(S) : 9				16	93,201	0	0	0	0	40	41	39.0	0	0	0
Minnesota Total:				139	1,668,477	0	0	1	1,613	256	573	608.3	3,479	189	0
Mississippi															
Camp Shelby Assault Runway		AF Guard	Camp Shelby	2	9,713	0	0	0	0	0	182	16.3	0	0	0
CBC Gulfport Sand Hill Housing		AF Active	Biloxi	80	359,739	0	0	0	0	75	75	62.2	0	0	0
Columbus AFB		AF Active	Columbus	170	1,580,220	0	0	0	0	4,411	4,919	730.1	926	511	0
Columbus Auxiliary Airfield		AF Active	Shuqualak	5	8,480	0	0	0	0	895	1,061	32.2	0	0	0
Gulfport-Biloxi Regional Airport (ANG)		AF Guard	Gulfport	73	565,314	0	0	0	0	11	267	163.4	353	0	0
Jackson IAP, Thompson Field		AF Guard	Flowood	31	546,813	0	0	1	1,456	0	139	167.7	1,111	0	0
Keesler AFB		AF Active	Biloxi	710	8,422,913	0	0	1	1,475	1,597	1,670	2,312.7	4,035	1,284	0
Keesler Training Annex #1		AF Active	Biloxi	103	414,083	0	0	0	0	114	114	73.6	0	0	0
Key Field		AF Guard	Meridian	37	412,326	0	0	0	0	0	120	132.6	1,036	8	0
* OTHER SITE(S) : 6				26	14,410	0	0	1	5,193	160	2,132	11.4	0	0	0
Mississippi Total:				1,237	12,334,011	0	0	3	8,124	7,263	10,680	3,702.2	7,461	1,803	0
Missouri															
Fort Leonard Wood Range		AF Guard	Laquey	3	6,787	0	0	1	7,500	0	305	12.1	14	4	0
Jefferson Barracks ANGSS		AF Guard	Jefferson Barracks	2	416	30	379,997	0	0	0	135	114.6	146	0	0
Lambert-St Louis		AF Guard	St. Louis	21	193,788	0	0	0	0	25	48	58.5	625	1	0
NGA Arnold Site		AF Active	Arnold	3	231,579	0	0	0	0	34	36	57.7	0	0	0
Rosecrans MAP (139AG)		AF Guard	St. Joseph	44	366,229	0	0	0	0	54	475	124.3	1,068	11	0
St Louis AFS		AF Active	St. Louis	13	737,465	0	0	0	0	25	25	152.5	23	0	0
Whiteman AFB		AF Active	Knob Noster	928	5,049,074	0	0	1	1,964	3,872	5,420	2,051.2	4,955	455	0
* OTHER SITE(S) : 6				23	204,885	0	0	0	0	12	26	71.3	0	0	0

* US Locations that do not meet criteria of at least ten (10) Acres AND at least \$10M PRV. US Territories and Non-US Locations that do not meet criteria of at least ten (10) Acres OR at least \$10M PRV.

DEPARTMENT OF DEFENSE - Air Force

Base Structure Report - As of 30 Sept 2010

SITE	BRAC 2005	COMPONENT	NAME NEAREST CITY	BUILDINGS						ACRES OWNED	TOTAL ACRES	PRV (\$M)	MIL	CIV	OTHER
				OWNED		LEASED		OTHER							
				COUNT	SQFT	COUNT	SQFT	COUNT	SQFT						
Missouri Total:				1,037	6,790,223	30	379,997	2	9,464	4,022	6,470	2,642.1	6,831	471	0
Montana															
Great Falls IAP		AF Guard	Great Falls	41	448,885	0	0	0	0	1	140	152.6	876	0	0
Malmstrom AF Missile Site Q0		AF Active	Shelby	4	12,442	0	0	0	0	15	137	10.7	0	0	0
Malmstrom AFB		AF Active	Malmstrom Afb	834	5,445,370	0	0	0	0	3,189	3,628	1,791.8	3,270	539	0
* OTHER SITE(S) : 233				266	296,350	2	36	0	0	700	26,653	1,584.8	0	0	0
Montana Total:				1,145	6,203,047	2	36	0	0	3,904	30,558	3,539.9	4,146	539	0
Nebraska															
Lincoln MAP		AF Guard	Lincoln	19	332,128	0	0	0	0	97	114	111.8	896	0	0
Offutt AFB		AF Active	Offutt A.F.B.	198	5,798,733	0	0	0	0	1,908	1,923	1,766.2	5,672	2,113	0
Offutt Communications Annex #2 Globecom		AF Active	Elkhorn	9	136,501	0	0	0	0	372	372	39.1	0	0	0
Offutt FH Annex		AF Active	Offutt A.F.B.	33	417,121	0	0	0	0	790	793	201.5	0	0	0
* OTHER SITE(S) : 95				103	163,490	0	0	0	0	754	11,187	550.6	0	0	0
Nebraska Total:				362	6,847,973	0	0	0	0	3,921	14,389	2,669.2	6,568	2,113	0
Nevada															
Creech AFB		AF Active	Indian Springs	112	706,454	0	0	0	0	2,300	2,300	500.9	2,148	96	0
Nellis AFB		AF Active	Las Vegas	614	5,989,202	1	20	0	0	5,215	14,161	3,071.3	7,618	1,125	0
Nellis Air Force Range		AF Active	Indian Springs	77	131,982	0	0	0	0	2,955,578	3,092,317	296.9	0	0	0
Nellis Water System Annex		AF Active	North Las Vegas	2	19,347	0	0	0	0	104	107	15.6	0	0	0
Reno Tahoe IAP		AF Guard	Reno	37	423,481	0	0	0	0	0	60	183.3	987	0	0
Tonopah AFS Z164		AF Active	Tonopah	16	38,394	0	0	0	0	47	47	15.2	0	0	0
Tonopah Auxiliary Airfield Annex		AF Active	Tonopah	146	1,649,888	0	0	0	0	2,157	2,157	951.1	0	0	0
Tonopah Auxiliary Airfield Annex #2		AF Active	Tonopah	94	790,195	0	0	0	0	109	109	265.0	0	0	0
* OTHER SITE(S) : 18				15	38,909	3	2,978	0	0	11,287	26,024	23.4	0	0	0
Nevada Total:				1,113	9,787,852	4	2,998	0	0	2,976,797	3,137,283	5,322.7	10,753	1,221	0
New Hampshire															
New Boston AS		AF Active	New Boston	24	132,111	0	0	0	0	2,826	2,873	76.8	8	42	0
Newington Defense Fuel Support Point		AF Active	Newington	4	9,462	0	0	0	0	10	15	54.4	0	0	0
Pease ANGB		AF Guard	Portsmouth	50	532,724	0	0	2	834	219	219	241.1	0	1	0
New Hampshire Total:				78	674,297	0	0	2	834	3,055	3,107	372.3	8	43	0
New Jersey															
Air Mobility Warfare Center		AF Active	Fort Dix	10	270,925	0	0	0	0	32	32	83.4	0	0	0
Atlantic City IAP		AF Guard	Egg Harbor Township	36	375,180	0	0	2	16,080	0	296	160.2	1,140	0	0

* US Locations that do not meet criteria of at least ten (10) Acres AND at least \$10M PRV. US Territories and Non-US Locations that do not meet criteria of at least ten (10) Acres OR at least \$10M PRV.

DEPARTMENT OF DEFENSE - Air Force
Base Structure Report - As of 30 Sept 2010

SITE	BRAC 2005	COMPONENT	NAME NEAREST CITY	BUILDINGS						ACRES OWNED	TOTAL ACRES	PRV (\$M)	MIL	CIV	OTHER
				OWNED		LEASED		OTHER							
				COUNT	SQFT	COUNT	SQFT	COUNT	SQFT						
Fort Dix	R	AF Active	Fort Dix	640	5,306,092	0	0	0	0	30,636	30,636	2,438.2	795	85	0
McGuire AFB		AF Active	Fort Dix	263	5,052,050	0	0	1	4,800	3,603	3,660	2,394.3	7,327	1,457	0
McGuire Air Defense Missile Site		AF Active	New Egypt	19	130,350	0	0	2	5,310	219	219	649.8	0	0	0
NAWCADLKE Non-NIF Lakehurst		AF Active	Lakehurst	190	2,699,762	0	0	1	4,733	7,408	7,408	1,243.2	0	176	0
Warren Grove Range		AF Guard	Warren Grove	7	11,430	0	0	0	0	9,416	9,416	11.3	0	0	0
* OTHER SITE(S) : 6				1	192	0	0	1	3,600	65	321	2.9	0	0	0
New Jersey Total:				1,166	13,845,981	0	0	7	34,523	51,379	51,988	6,983.3	9,262	1,718	0
<u>New Mexico</u>															
Boles Wells Water System Annex		AF Active	Holloman Afb	2	6,000	0	0	0	0	2,694	7,411	26.8	0	0	0
Cannon AFB		AF Active	Cannon Afb	427	2,993,348	0	0	0	0	3,460	4,213	1,267.2	3,515	475	0
Cannon AFB Site #2		AF Active	Cannon Afb	328	1,021,163	0	0	0	0	309	309	223.7	0	0	0
Cannon Meadows Housing Area		AF Active	Portales	0	0	151	249,897	0	0	0	39	47.1	0	0	0
Cannon Place Housing Area		AF Active	Clovis	0	0	202	336,765	0	0	0	40	63.0	0	0	0
Holloman AFB		AF Active	Holloman Afb	479	5,364,432	0	0	20	578,828	10,601	53,602	2,513.3	3,880	876	0
Kirtland AFB		AF Active	Kirtland Afb	723	7,445,473	0	0	0	0	25,540	44,073	2,941.1	4,181	2,166	0
Melrose Air Force Range		AF Active	Floyd	12	17,479	0	0	0	0	51,810	79,973	61.7	0	0	0
* OTHER SITE(S) : 25				58	234,772	1	20	0	0	103,047	106,646	76.5	0	0	0
New Mexico Total:				2,029	17,082,667	354	586,682	20	578,828	197,460	296,306	7,220.5	11,576	3,517	0
<u>New York</u>															
Air Force Plant #59		AF Active	Johnson City	4	637,238	0	0	0	0	29	32	176.3	0	0	0
Francis S. Gabreski Airport		AF Guard	Westhampton Beach	32	336,035	0	0	0	0	0	89	147.5	1,039	0	0
Hancock Field		AF Guard	North Syracuse	46	495,096	0	0	1	26,000	342	342	217.4	1,077	0	0
Neads Unit, Rome		AF Guard	Rome	4	60,228	0	0	0	0	39	39	22.7	0	0	0
Newport Test Annex #2 Transmitter		AF Active	Utica	4	14,247	0	0	0	0	35	41	10.9	0	0	0
Niagara Falls		AF Reserve	Niagara Falls	86	1,040,625	0	0	0	0	545	982	428.2	2,029	181	0
Plattsburg AFB		AF Active	Plattsburgh	1,391	5,085,567	0	0	0	0	4,686	4,686	1,743.9	0	2	0
Rome Laboratory		AF Active	Utica	12	1,390,053	0	0	0	0	108	112	396.0	84	701	0
Schenectady MAP (ANG)		AF Guard	Schenectady	39	397,716	0	0	0	0	0	124	144.3	1,195	0	0
Stewart IAP		AF Guard	New Windsor	32	789,332	1	1,038	1	28,799	0	268	470.2	1,409	0	0
Verona Defense Fuel Support Point		AF Active	Verona	5	4,806	0	0	0	0	35	35	29.3	0	0	0
Verona Test Annex		AF Active	Vernon	19	62,139	0	0	0	0	494	495	24.2	0	0	0
* OTHER SITE(S) : 9				7	24,972	0	0	0	0	610	750	8.8	394	40	0
New York Total:				1,681	10,338,054	1	1,038	2	54,799	6,923	7,995	3,819.8	7,227	924	0
<u>North Carolina</u>															
Charlotte/Douglas IAP		AF Guard	Charlotte	30	377,300	0	0	0	0	0	103	148.2	1,102	0	0
Dare County Range		AF Active	Stumpy Point	13	35,510	0	0	0	0	46,595	46,604	23.6	0	0	0

* US Locations that do not meet criteria of at least ten (10) Acres AND at least \$10M PRV. US Territories and Non-US Locations that do not meet criteria of at least ten (10) Acres OR at least \$10M PRV.

DEPARTMENT OF DEFENSE - Air Force
Base Structure Report - As of 30 Sept 2010

SITE	BRAC 2005	COMPONENT	NAME NEAREST CITY	BUILDINGS						ACRES OWNED	TOTAL ACRES	PRV (\$M)	MIL	CIV	OTHER
				OWNED		LEASED		OTHER							
				COUNT	SQFT	COUNT	SQFT	COUNT	SQFT						
Fort Fisher Recreation Site		AF Active	Kure Beach	55	128,188	0	0	0	0	40	40	30.2	0	0	0
Pope AFB Munitions Storage Area	R	AF Active	Spring Lake	14	51,396	0	0	0	0	0	173	13.3	0	0	0
Pope AFB Site # 1	R	AF Active	Spring Lake	216	2,533,587	0	0	1	3,600	213	1,774	993.4	3,997	393	0
Seymour Johnson AFB		AF Active	Seymour Johnson Afb	1,038	4,903,371	0	0	0	0	3,232	4,118	1,395.5	5,539	441	0
Stanly County Airport		AF Guard	New London	34	139,176	0	0	0	0	0	114	76.5	367	5	0
* OTHER SITE(S) : 9				8	46,787	0	0	0	0	5	55	10.5	0	0	0
North Carolina Total:				1,408	8,215,315	0	0	1	3,600	50,085	52,981	2,691.3	11,005	839	0
North Dakota															
Cavalier AS		AF Active	Mountain	31	410,639	0	0	0	0	278	295	151.1	22	6	0
Defense Fuel Support Point		AF Active	Grand Forks	4	2,853	0	0	0	0	11	28	62.6	0	0	0
Grand Forks AFB	R	AF Active	Grand Forks Afb	808	5,737,147	0	0	0	0	4,830	5,420	1,742.1	1,578	359	0
Hector IAP		AF Guard	Fargo	34	405,830	0	0	0	0	0	250	148.5	915	0	0
Minot AFB		AF Active	Minot Afb	1,207	7,828,340	0	0	0	0	4,965	5,616	2,427.5	5,569	631	0
* OTHER SITE(S) : 178				366	234,662	0	0	0	0	2,603	19,946	1,078.7	0	0	0
North Dakota Total:				2,450	14,619,471	0	0	0	0	12,688	31,555	5,610.4	8,084	996	0
Ohio															
Blue Ash ANG5		AF Guard	Blue Ash	14	51,777	0	0	0	0	0	12	14.7	168	0	0
Camp Perry (ANG)		AF Guard	Port Clinton	15	89,722	1	12,545	0	0	0	59	20.7	209	0	0
Mansfield Lahm MAP		AF Guard	Mansfield	29	289,393	0	0	0	0	0	290	97.2	884	0	0
Rickenbacker IAP (ANG)		AF Guard	Lockbourne	20	450,405	0	0	0	0	1,036	1,036	256.6	1,215	1	0
Springfield Beckley MAP		AF Guard	Springfield	35	390,602	0	0	0	0	0	157	129.7	1,008	9	0
Toledo/Exp Airport		AF Guard	Swanton	35	332,427	0	0	0	0	0	135	110.8	1,043	0	0
Wright-Patterson AFB		AF Active	Wright-Patterson Afb	576	15,850,542	0	0	3	175,837	3,157	8,189	5,491.8	6,796	10,945	0
Youngstown Joint ARS		AF Reserve	Vienna	66	674,076	0	0	0	0	230	659	226.0	1,377	180	0
* OTHER SITE(S) : 4				10	39,132	0	0	0	0	5	392	14.7	112	0	0
Ohio Total:				800	18,168,076	1	12,545	3	175,837	4,427	10,929	6,362.3	12,812	11,135	0
Oklahoma															
Altus AFB		AF Active	Altus	159	2,691,865	0	0	0	0	2,634	7,054	1,308.8	1,373	1,201	0
Kegelman Air Force Auxiliary Field		AF Active	Cherokee	7	11,093	0	0	0	0	1,066	1,284	38.4	0	0	0
Tinker Aerospace Complex		AF Active	Oklahoma City	0	0	11	4,022,538	0	0	0	407	82.5	0	0	0
Tinker AFB		AF Active	Oklahoma City	421	14,429,006	0	0	0	0	3,945	4,922	4,257.9	6,838	12,918	0
Tinker Support Annex		AF Active	Oklahoma City	25	165,993	0	0	0	0	89	133	50.1	0	0	0
Tulsa IAP		AF Guard	Tulsa	42	372,368	0	0	0	0	0	80	114.8	1,137	0	0
Vance AFB		AF Active	Enid	124	1,399,476	0	0	0	0	2,121	3,738	605.8	744	263	0
Will Rogers World Airport	R	AF Guard	Oklahoma City	31	374,313	0	0	1	128	0	133	109.0	917	55	0

* US Locations that do not meet criteria of at least ten (10) Acres AND at least \$10M PRV. US Territories and Non-US Locations that do not meet criteria of at least ten (10) Acres OR at least \$10M PRV.

DEPARTMENT OF DEFENSE - Air Force

Base Structure Report - As of 30 Sept 2010

SITE	BRAC 2005	COMPONENT	NAME NEAREST CITY	BUILDINGS						ACRES OWNED	TOTAL ACRES	PRV (\$M)	MIL	CIV	OTHER
				OWNED		LEASED		OTHER							
				COUNT	SQFT	COUNT	SQFT	COUNT	SQFT						
* OTHER SITE(S) : 8				10	11,259	1	4	0	0	976	1,012	4.9	0	0	0
Oklahoma Total:				819	19,455,373	12	4,022,542	1	128	10,832	18,763	6,572.1	11,009	14,437	0
Oregon															
Klamath Falls Airport-Kingsley Field (ANG)		AF Guard	Klamath Falls	33	253,936	0	0	0	0	55	1,022	117.1	895	8	0
Portland IAP		AF Guard	Portland	65	745,338	0	0	0	0	0	246	270.5	1,206	17	0
* OTHER SITE(S) : 10				39	258,337	0	0	0	0	0	2,520	77.8	0	0	0
Oregon Total:				137	1,257,611	0	0	0	0	55	3,788	465.3	2,101	25	0
Pennsylvania															
Fort Indiantown Gap AGS		AF Guard	Annville	38	170,935	0	0	0	0	0	190	41.2	608	0	0
Harrisburg IAP (ANG)		AF Guard	Middletown	35	310,689	1	15,077	0	0	0	42	99.3	1,048	3	0
Pittsburgh IAP (ANG)		AF Guard	Coraopolis	32	418,770	0	0	0	0	0	179	150.0	0	0	0
Pittsburgh IAP (ARS)		AF Reserve	Pittsburg	55	528,554	0	0	1	3,936	12	180	162.7	2,382	125	0
State College AGS		AF Guard	State College	5	44,221	0	0	0	0	0	23	13.9	142	0	0
Willow Grove JRB		AF Guard	Horsham	53	634,523	0	0	0	0	162	170	236.5	1,000	0	0
* OTHER SITE(S) : 10				33	131,055	0	0	1	1,064	0	390	42.7	0	0	0
Pennsylvania Total:				251	2,238,747	1	15,077	2	5,000	174	1,173	746.1	5,180	128	0
Puerto Rico															
Isabela N00207-AB		AF Active	Isabela	7	36,364	0	0	0	0	413	413	21.6	0	0	0
Lajas Radar Site (TARS #16)		AF Active	Lajas	7	10,064	0	0	0	0	0	23	9.9	0	0	0
Luis Munoz Marin IAP		AF Guard	Carolina	38	350,367	0	0	0	0	0	95	151.4	885	0	0
Punta Borinquen Radar Site		AF Guard	Aguadilla	10	53,235	0	0	0	0	6	6	20.6	0	0	0
Punta Salinas Radar Site		AF Guard	Toa Baja	17	52,202	0	0	0	0	30	30	22.0	20	0	0
Ramey AF Solar Observatory Research Site		AF Active	Aguadilla	6	6,196	0	0	0	0	74	81	2.3	0	0	0
Salinas N00207-JA		AF Active	Salinas, Salinas	1	6,387	0	0	0	0	249	249	5.3	0	0	0
Puerto Rico Total:				86	514,815	0	0	0	0	773	898	233.0	905	0	0
Rhode Island															
Coventry ANGS		AF Guard	Coventry	13	55,839	0	0	0	0	18	18	18.0	0	0	0
Davisville Family Housing		AF Active	North Kingstown	21	106,278	0	0	0	0	14	14	23.8	0	0	0
North Smithfield ANGS		AF Guard	Slatersville	8	63,810	0	0	0	0	24	34	20.2	223	0	0
Quonset State Airport		AF Guard	North Kingstown	33	484,724	0	0	1	1,762	0	103	189.5	888	0	0
Rhode Island Total:				75	710,651	0	0	1	1,762	56	169	251.4	1,111	0	0
South Carolina															
Charleston AFB		AF Active	Charleston	542	3,865,395	0	0	0	0	3,118	3,877	1,280.9	5,413	753	0

* US Locations that do not meet criteria of at least ten (10) Acres AND at least \$10M PRV. US Territories and Non-US Locations that do not meet criteria of at least ten (10) Acres OR at least \$10M PRV.

DEPARTMENT OF DEFENSE - Air Force

Base Structure Report - As of 30 Sept 2010

SITE	BRAC 2005	COMPONENT	NAME NEAREST CITY	BUILDINGS						ACRES OWNED	TOTAL ACRES	PRV (\$M)	MIL	CIV	OTHER
				OWNED		LEASED		OTHER							
				COUNT	SQFT	COUNT	SQFT	COUNT	SQFT						
Charleston Defense Fuel Support Point		AF Active	Hanahan	7	5,223	0	0	0	0	44	56	100.8	0	0	0
Hunley Park Military FH		AF Active	North Charleston	131	393,632	0	0	0	0	271	271	77.8	0	0	0
McEntire Joint NGB		AF Guard	Eastover	82	704,645	0	0	0	0	2,344	2,473	256.1	1,440	4	0
Myrtle Beach AFB		AF Active	Myrtle Beach	89	475,603	0	0	0	0	22	2,106	190.0	0	0	0
North Air Force Auxiliary Field Shaw AFB		AF Active	North Charleston	6	33,195	0	0	0	0	2,279	2,393	63.0	0	11	0
		AF Active	Shaw Af Base	914	4,932,162	0	0	0	0	3,330	3,429	1,367.2	4,483	629	0
* OTHER SITE(S) : 12				60	69,822	0	0	0	0	12,563	12,641	19.0	0	0	0
South Carolina Total:				1,831	10,479,677	0	0	0	0	23,971	27,247	3,354.7	11,336	1,397	0
South Dakota															
Dakota Ridge FH Annex		AF Active	Rapid City	0	0	194	407,908	0	0	0	50	76.8	0	0	0
Ellsworth AFB Site # 1		AF Active	Ellsworth Afb	385	4,322,901	251	1,177,843	0	0	4,693	5,328	1,944.3	3,388	591	0
Ellsworth AFB Site # 2		AF Active	Box Elder	115	670,855	0	0	1	1,309	716	904	364.5	0	0	0
Joe Foss Field		AF Guard	Sioux Falls	39	466,118	0	0	0	0	0	217	156.5	1,065	0	0
* OTHER SITE(S) : 14				1	133	0	0	0	0	2,496	2,936	4.7	0	0	0
South Dakota Total:				540	5,460,007	445	1,585,751	1	1,309	7,905	9,436	2,546.8	4,453	591	0
Tennessee															
Arnold AS		AF Active	Arnold A F Station	320	2,809,965	0	0	3	16,452	38,862	38,863	6,636.3	53	201	0
McGhee Tyson Airport		AF Guard	Louisville	75	768,767	0	0	0	0	0	346	221.6	1,075	16	0
Memphis IAP		AF Guard	Memphis	48	801,206	1	9,600	1	56,100	0	221	258.3	987	0	0
Nashville IAP		AF Guard	Nashville	36	433,240	0	0	0	0	0	90	123.6	1,121	0	0
* OTHER SITE(S) : 2				8	31,698	0	0	0	0	0	22	10.8	328	0	0
Tennessee Total:				487	4,844,876	1	9,600	4	72,552	38,862	39,540	7,250.6	3,564	217	0
Texas															
Air Force Plant 4		AF Active	Fort Worth	73	5,559,962	0	0	0	0	636	727	1,201.6	10	5	0
Brooks AFB	C	AF Active	Brooks Af Base	0	0	93	1,480,458	0	0	0	280	435.7	576	1,085	0
Camp Bullis Training Annex		AF Active	San Antonio	14	122,954	0	0	2	4,605	27	47	38.1	79	1	0
Dyess AFB		AF Active	Abilene	740	4,551,956	0	0	0	0	3,120	6,320	1,686.7	4,807	407	0
Eldorado AFS		AF Active	El Dorado AFS	6	114,357	0	0	0	0	119	128	41.9	0	0	0
Ellington Field		AF Guard	Ellington Field	52	459,810	0	0	3	80,633	213	213	151.8	1,059	0	0
Fort Bliss ANG		AF Guard	Fort Bliss	3	47,082	0	0	0	0	0	12	11.9	0	0	0
Goodfellow AFB		AF Active	San Aangelo	152	2,333,802	0	0	0	0	1,183	1,218	690.6	1,073	691	0
Hensley Field AGS		AF Guard	Dallas	0	0	7	62,407	0	0	0	23	14.1	0	0	0
Kelly AFB		AF Active	San Antonio	206	8,428,441	95	2,468,006	0	0	435	435	2,415.4	160	163	0
Kelly Field Annex		AF Active	San Antonio	134	2,237,759	0	0	0	0	2,211	2,788	825.3	808	17	0
Lackland AFB		AF Active	San Antonio	428	10,026,247	0	0	3	18,192	2,713	2,720	2,968.4	10,933	4,910	0

* US Locations that do not meet criteria of at least ten (10) Acres AND at least \$10M PRV. US Territories and Non-US Locations that do not meet criteria of at least ten (10) Acres OR at least \$10M PRV.

DEPARTMENT OF DEFENSE - Air Force
Base Structure Report - As of 30 Sept 2010

SITE	BRAC 2005	COMPONENT	NAME NEAREST CITY	BUILDINGS						ACRES OWNED	TOTAL ACRES	PRV (\$M)	MIL	CIV	OTHER
				OWNED		LEASED		OTHER							
				COUNT	SQFT	COUNT	SQFT	COUNT	SQFT						
Lackland Training Annex		AF Active	San Antonio	266	1,561,428	0	0	1	192	4,017	4,028	486.4	2	0	0
Laughlin AFB		AF Active	Del Rio	211	2,000,580	0	0	0	0	4,355	4,692	824.6	932	981	0
Laughlin AFB Aux 1		AF Active	Del Rio	6	4,336	0	0	0	0	402	724	25.7	0	0	0
Randolph AFB		AF Active	San Antonio	245	4,031,911	0	0	1	652	2,903	3,137	1,438.6	2,975	6,846	0
Seguin Air Force Auxiliary Field		AF Active	Seguin	5	3,962	0	0	0	0	957	957	75.0	0	0	0
Sheppard AFB		AF Active	Wichita Falls	352	7,827,134	0	0	0	0	4,598	5,297	2,564.7	2,071	1,140	0
* OTHER SITE(S) : 33				188	626,091	0	0	49	612,590	3,101	4,844	346.7	2,867	173	0
Texas Total:				3,081	49,937,812	195	4,010,871	59	716,864	30,989	38,591	16,243.1	28,352	16,419	0
Utah															
Hill AFB		AF Active	Hill Af Base	772	12,673,736	0	0	0	0	517	7,011	4,201.6	5,060	10,509	0
Little Mountain Test Annex		AF Active	Ogden	17	120,613	0	0	0	0	731	731	51.5	0	0	0
Salt Lake City IAP		AF Guard	Salt Lake City	52	456,506	0	0	0	0	0	135	164.4	1,357	4	0
Utah Test and Training Range South UT		AF Active	Wendover	33	27,350	0	0	0	0	555,687	572,656	42.4	0	0	0
UTTR - North		AF Active	Grouse Creek	80	413,961	0	0	0	0	348,767	366,877	194.6	0	0	0
* OTHER SITE(S) : 69				22	13,907	0	0	3	8,508	141	417	9.3	0	0	0
Utah Total:				976	13,706,073	0	0	3	8,508	905,843	947,827	4,663.7	6,417	10,513	0
Vermont															
Burlington IAP		AF Guard	South Burlington	39	405,163	0	0	1	7,050	0	278	130.5	1,039	0	0
Vermont Total:				39	405,163	0	0	1	7,050	0	278	130.5	1,039	0	0
Virgin Islands															
* OTHER SITE(S) : 1				5	16,704	0	0	0	0	9	9	6.9	0	0	0
Virgin Islands Total:				5	16,704	0	0	0	0	9	9	6.9	0	0	0
Virginia															
Byrd Field		AF Guard	Sandston	8	76,924	0	0	0	0	0	16	17.5	20	0	0
Camp Pendleton (ANG)		AF Guard	Virginia Beach	9	90,528	0	0	0	0	0	60	20.3	0	0	0
Langley AFB		AF Active	Langley Afb	292	5,550,936	0	0	0	0	3,766	3,992	1,892.8	9,460	2,552	0
Langley FH Annex		AF Active	Poquoson	9	65,591	0	0	0	0	302	302	23.0	0	0	0
* OTHER SITE(S) : 3				1	10,000	1	500	0	0	0	1,942	5.3	0	0	0
Virginia Total:				319	5,793,979	1	500	0	0	4,067	6,312	1,958.9	9,480	2,552	0
Wake Islands															
Wake Island Airfield		AF Active	Wake Island	107	451,895	0	0	0	0	2,600	2,600	710.4	4	0	0
Wake Islands Total:				107	451,895	0	0	0	0	2,600	2,600	710.4	4	0	0

* US Locations that do not meet criteria of at least ten (10) Acres AND at least \$10M PRV. US Territories and Non-US Locations that do not meet criteria of at least ten (10) Acres OR at least \$10M PRV.

DEPARTMENT OF DEFENSE - Air Force
Base Structure Report - As of 30 Sept 2010

SITE	BRAC 2005	COMPONENT	NAME NEAREST CITY	BUILDINGS						ACRES OWNED	TOTAL ACRES	PRV (\$M)	MIL	CIV	OTHER
				OWNED		LEASED		OTHER							
				COUNT	SQFT	COUNT	SQFT	COUNT	SQFT						
Washington															
Camp Murray AGS		AF Guard	Tacoma	23	186,402	0	0	0	0	0	42	57.7	17	0	0
Cusick Survival TS		AF Active	Cusick	10	23,055	0	0	0	0	0	494,250	11.9	0	0	0
Fairchild AFB		AF Active	Airway Heights	287	4,697,066	0	0	0	0	4,342	4,829	1,960.7	3,353	604	0
Four Lakes Communications Station (ANG)		AF Guard	Cheney	16	67,484	0	0	0	0	63	156	20.4	105	0	0
Grant Training Annex		AF Active	Moses Lake	0	0	1	3,000	0	0	0	35	38.7	0	0	0
McChord AFB		AF Active	Tacoma	271	4,287,490	0	0	0	0	584	4,661	1,922.4	5,371	711	0
Mukilteo Defense Fuel Support Point		AF Active	Mukilteo	10	20,410	0	0	0	0	20	20	103.1	0	0	0
Paine Field ANGS		AF Guard	Everett	10	48,899	0	0	0	0	15	15	15.0	113	0	0
Spokane IAP (AGS)		AF Guard	Spokane Intl Airport	8	74,626	0	0	0	0	0	35	20.2	105	0	0
White Bluff Site #1		AF Active	Airway Heights	12	73,043	0	0	0	0	86	86	33.2	0	0	0
* OTHER SITE(S) : 13				16	51,513	1	555	0	0	174	1,380	26.1	104	0	0
Washington Total:				663	9,529,988	2	3,555	0	0	5,284	505,509	4,209.3	9,168	1,315	0
West Virginia															
EWVRA Shepherd Field		AF Guard	Martinsburg	34	474,101	0	0	3	174,354	0	341	288.5	1,241	0	0
Yeager Airport		AF Guard	Charleston	27	292,107	0	0	0	0	0	269	128.6	938	0	0
West Virginia Total:				61	766,208	0	0	3	174,354	0	610	417.1	2,179	0	0
Wisconsin															
Gen Mitchell IAP		AF Guard	Milwaukee	21	300,729	0	0	3	11,273	0	79	130.6	851	0	0
Hardwood Weapons Range (ANG)		AF Guard	Necedah	5	13,101	0	0	0	0	0	7,865	11.9	0	0	0
Truax ANGB		AF Guard	Madison	47	735,239	0	0	0	0	35	149	262.6	1,047	0	0
Volk ANGB		AF Guard	Camp Douglas	130	597,723	0	0	0	0	0	2,385	293.0	291	3	0
* OTHER SITE(S) : 6				2	24,720	0	0	0	0	1	31	8.9	0	0	0
Wisconsin Total:				205	1,671,512	0	0	3	11,273	36	10,509	707.0	2,189	3	0
Wyoming															
Cheyenne Regional Apt		AF Guard	Cheyenne	33	393,796	0	0	0	0	0	727	146.1	1,259	10	0
F E Warren AFB		AF Active	Cheyenne	712	4,778,991	0	0	0	0	6,834	6,834	1,443.7	2,930	541	0
Francis E Warren AF Missile Site P7		AF Active	Cheyenne	1	603	0	0	0	0	2	328	11.1	0	0	0
* OTHER SITE(S) : 84				85	111,453	0	0	0	0	292	15,214	503.0	0	2	0
Wyoming Total:				831	5,284,843	0	0	0	0	7,128	23,103	2,104.0	4,189	553	0
US/US Territories Total:				47,472	485,745,247	1,658	15,462,584	446	4,279,775	6,856,612	9,615,888	209,681.6	387,166	128,214	2

* US Locations that do not meet criteria of at least ten (10) Acres AND at least \$10M PRV. US Territories and Non-US Locations that do not meet criteria of at least ten (10) Acres OR at least \$10M PRV.

DEPARTMENT OF DEFENSE - Air Force
Base Structure Report - As of 30 Sept 2010

SITE	BRAC 2005	COMPONENT	NAME NEAREST CITY	BUILDINGS						ACRES OWNED	TOTAL ACRES	PRV (\$M)	MIL	CIV	OTHER
				OWNED		LEASED		OTHER							
				COUNT	SQFT	COUNT	SQFT	COUNT	SQFT						
Antigua															
Antigua AS		AF Active	St. Johns	31	117,350	0	0	0	0	0	175	109.3	2	0	0
			Antigua Total:	31	117,350	0	0	0	0	0	175	109.3	2	0	0
Aruba															
* OTHER SITE(S) : 1				0	0	1	3,200	0	0	0	0	2.6	0	0	0
			Aruba Total:	0	0	1	3,200	0	0	0	0	2.6	0	0	0
Australia															
* OTHER SITE(S) : 3				42	31,943	1	5,013	0	0	0	5	11.1	0	0	0
			Australia Total:	42	31,943	1	5,013	0	0	0	5	11.1	0	0	0
Belgium															
Kleine Brogel AB		AF Active	Kleine-Brogel	10	22,045	0	0	5	18,511	0	1	14.6	134	0	0
* OTHER SITE(S) : 3				3	2,451	0	0	0	0	0	0	1.9	0	0	0
			Belgium Total:	13	24,496	0	0	5	18,511	0	1	16.5	134	0	0
Colombia															
* OTHER SITE(S) : 6				44	37,829	0	0	5	2,531	0	13	21.8	0	0	0
			Colombia Total:	44	37,829	0	0	5	2,531	0	13	21.8	0	0	0
Denmark															
Karup AB		AF Active	Karup	0	0	0	0	29	72,409	0	0	126.5	0	0	0
* OTHER SITE(S) : 1				0	0	4	7,425	0	0	0	0	1.5	0	0	0
			Denmark Total:	0	0	4	7,425	29	72,409	0	0	128.0	0	0	0
Germany															
Bann Communications Station #2		AF Active	Bann	6	18,171	0	0	0	0	0	51	6.3	2	5	0
Binsfeld FH Annex		AF Active	Trier	0	0	77	182,015	0	0	0	11	36.1	0	0	0
Bitburg FH Annex		AF Active	Trier	19	319,746	0	0	62	2,248,503	0	156	621.4	0	0	0
Bitburg Storage Annex #2		AF Active	Trier	11	31,804	0	0	17	415,725	0	27	122.6	0	0	0
Buechel AB		AF Active	Buechel	4	7,524	0	0	7	38,502	0	0	19.5	137	0	0
Einsiedlerhof Maintenance Annex		AF Active	Einsiedlerhof	3	10,010	0	0	4	105,302	0	14	37.4	0	0	0
Einsiedlerhof Storage Annex		AF Active	Kaiserlautern	7	92,868	0	0	14	288,216	0	28	90.0	57	35	0
Einsiedlerkoepfe Training Annex		AF Active	Kaiserlautern	4	5,338	0	0	1	9,630	0	311	7.8	0	0	0
Geilenkirchen AB		AF Active	Geilenkirchen	11	48,273	0	0	12	107,707	0	0	55.3	508	27	0
Hochspeyer Ammo Storage Annex		AF Active	Kaiserlautern	31	56,578	0	0	5	14,443	0	88	33.9	0	0	0
Husterhoeh Communication Site		AF Active	Pirmasens	2	1,085	0	0	6	17,029	0	185	5.1	0	0	0

* US Locations that do not meet criteria of at least ten (10) Acres AND at least \$10M PRV. US Territories and Non-US Locations that do not meet criteria of at least ten (10) Acres OR at least \$10M PRV.

DEPARTMENT OF DEFENSE - Air Force

Base Structure Report - As of 30 Sept 2010

SITE	BRAC 2005	COMPONENT	NAME NEAREST CITY	BUILDINGS						ACRES OWNED	TOTAL ACRES	PRV (\$M)	MIL	CIV	OTHER
				OWNED		LEASED		OTHER							
				COUNT	SQFT	COUNT	SQFT	COUNT	SQFT						
Kapaun Administration Annex		AF Active	Kaiserlautern	19	92,534	0	0	38	526,030	0	114	223.1	151	54	0
Landstuhl FH Annex O3		AF Active	Landstuhl	24	113,330	0	0	11	369,725	0	44	133.9	0	0	0
Landstuhl Maintenance Site		AF Active	Landstuhl	38	141,136	0	0	3	8,883	0	25	43.5	0	0	0
Landstuhl Maintenance Site #2		AF Active	Landstuhl	8	31,910	0	0	5	15,142	0	7	19.8	0	0	0
Oberweis Annex		AF Active	Trier	12	9,913	0	0	34	128,124	0	108	50.3	0	0	0
Pruem AS		AF Active	Trier	4	10,728	0	0	0	0	0	18	6.0	0	0	0
Ramstein AB		AF Active	Ramstein	465	4,357,347	0	0	348	5,439,776	0	3,102	3,512.9	7,991	1,057	0
Ramstein Storage Annex		AF Active	Weilerbach	11	184,951	0	0	3	48,076	0	85	42.0	0	0	0
Sembach Admin Annex (Wing HQ)		AF Active	Sembach	47	562,587	0	0	81	1,772,784	0	279	653.3	337	51	0
Siegenburg Air Range		AF Active	Landshut	3	2,730	0	0	5	7,706	0	681	5.9	0	1	0
Spangdahlem AB		AF Active	Spangdahlem	333	1,832,072	0	0	205	1,926,453	0	1,619	1,819.7	4,075	241	0
Spangdahlem Waste Annex		AF Active	Spangdahlem	2	2,586	0	0	2	4,105	0	3	35.4	0	0	0
Speicher FH Annex		AF Active	Trier	0	0	102	234,681	0	0	0	12	47.3	0	0	0
Vogelweh FH Annex		AF Active	Kaiserlautern	182	970,807	0	0	87	2,894,264	0	634	910.9	0	0	0
* OTHER SITE(S) : 18				13	59,790	0	0	21	77,834	0	54	62.4	133	19	0
Germany Total:				1,259	8,963,818	179	416,696	971	16,463,959	0	7,656	8,601.8	13,391	1,490	0
Greenland															
Thule AB		AF Active	Thule	232	2,471,508	0	0	0	0	233,034	233,034	2,909.8	132	2	0
Greenland Total:				232	2,471,508	0	0	0	0	233,034	233,034	2,909.8	132	2	0
Italy															
Aviano AB		AF Active	Aviano	99	751,439	0	0	98	1,589,720	0	1,200	1,298.0	3,665	188	392
Aviano Administration Annex Group HQ		AF Active	Aviano	3	4,630	0	0	5	40,931	0	8	16.5	0	0	0
Aviano Ammunition Storage Annex		AF Active	Aviano	2	3,450	0	0	34	96,655	0	47	42.1	0	0	0
Aviano Bachelor Housing Annex #1		AF Active	Aviano	15	143,539	2	46,140	6	481,935	0	38	294.0	0	0	0
Aviano Bachelor Housing Annex #2		AF Active	Aviano	6	217,020	0	0	9	82,950	0	13	106.8	0	0	0
Aviano FH Annex #5		AF Active	Aviano	0	0	74	152,274	0	0	0	0	34.7	0	0	0
Aviano FH Site		AF Active	Aviano	0	0	20	54,509	0	0	0	1	12.4	0	0	0
Aviano Maintenance Annex		AF Active	Aviano	6	4,653	0	0	7	110,511	0	7	34.9	0	0	0
Aviano Storage Annex		AF Active	Aviano	0	0	2	103,661	0	0	0	6	17.9	0	0	0
Fontanafredda FH Site		AF Active	Pordenone	0	0	55	294,220	0	0	0	1	69.1	0	0	0
Ghedi Radio Relay Site		AF Active	Brescia	12	29,684	0	0	4	27,369	0	1	22.6	135	0	3
Maniago FH Site		AF Active	Maniago	0	0	19	168,008	0	0	0	1	39.4	0	0	0
Pordenone FH Site		AF Active	Pordenone	0	0	12	141,646	0	0	0	1	33.2	0	0	0
Roveredo Storage Annex		AF Active	Roveredo	0	0	16	96,027	0	0	0	3	22.5	0	0	0
San Vito Dei Normanni AS		AF Active	San Vito Normanni	2	3,980	0	0	0	0	0	25	3.3	0	0	0
Sedrano FH Site		AF Active	Cordenons	0	0	10	88,816	0	0	0	1	20.8	0	0	0
* OTHER SITE(S) : 10				14	24,273	2	23,435	4	11,590	0	24	29.0	0	0	0

* US Locations that do not meet criteria of at least ten (10) Acres AND at least \$10M PRV. US Territories and Non-US Locations that do not meet criteria of at least ten (10) Acres OR at least \$10M PRV.

DEPARTMENT OF DEFENSE - Air Force

Base Structure Report - As of 30 Sept 2010

SITE	BRAC 2005	COMPONENT	NAME NEAREST CITY	BUILDINGS						ACRES OWNED	TOTAL ACRES	PRV (\$M)	MIL	CIV	OTHER
				OWNED		LEASED		OTHER							
				COUNT	SQFT	COUNT	SQFT	COUNT	SQFT						
Italy Total:				159	1,182,668	212	1,168,736	167	2,441,661	0	1,377	2,097.4	3,800	188	395
Japan															
Camp Courtney FH Annex		AF Active	Camp Courtney Okinawa N	82	1,130,839	0	0	0	0	65	65	292.7	0	0	0
Camp Foster FH Annex		AF Active	Camp Foster Okinawa	1,013	3,220,528	0	0	0	0	453	453	877.9	0	0	0
Camp Kinser		AF Active	Makiminato Okinawa	43	2,266,385	0	0	0	0	135	135	620.1	0	0	0
Camp Kuwae FH Annex		AF Active	Chatan Okinawa	158	577,533	0	0	0	0	70	70	150.1	0	0	0
Camp McTureous FH Annex		AF Active	Camp Courtney Okinawa N	80	678,732	0	0	0	0	64	64	173.2	0	0	0
Camp Shields FH Annex		AF Active	Camp Shields-Okinawa	6	6,968	0	0	89	478,684	89	89	147.9	0	0	0
Camp Zama Communications Station		AF Active	Zama	0	0	0	0	4	13,721	0	1	10.7	0	0	0
Chitose Administration Annex		AF Active	Chitose	13	57,830	0	0	0	0	0	1,067	39.2	0	0	0
Draughon Training Range		AF Active	Misawa Afb	3	4,644	0	0	7	13,709	0	1,889	17.1	0	0	0
Idesuna Jima Air Range		AF Active	Okinawa Island	0	0	0	0	0	0	61	61	0.0	0	0	0
Itazuke Auxiliary Airfield		AF Active	Fukuoka	0	0	0	0	1	30,873	0	6	17.6	0	0	0
Kadena AB		AF Active	Kadena Air Base Okinawa	1,450	5,474,613	0	0	757	7,989,060	4,907	4,907	5,708.2	6,800	546	0
Kadena Ammo Storage Annex		AF Active	Kadena Air Base Okinawa	359	1,784,820	0	0	85	591,251	6,077	6,077	1,034.2	0	0	0
Misawa AB		AF Active	Misawa Afb	226	1,236,292	0	0	580	7,752,103	0	3,864	4,567.9	3,015	174	0
Momote Annex		AF Active	Waco City	0	0	0	0	3	2,976	0	30	3.5	0	0	0
Okuma Recreation Annex		AF Active	Okuma Okinawa	44	65,964	0	0	2	14,068	135	135	46.7	9	0	0
Owada Communications Station		AF Active	Owada	0	0	0	0	1	21,152	0	328	19.8	0	0	0
Tama Service Annex		AF Active	Tana	12	11,132	0	0	39	103,178	0	483	62.3	0	0	0
Tokorozawa Transmitter Site		AF Active	Tokorosana	7	59,913	0	0	0	0	0	320	105.9	0	0	0
Tori Shima Air Range		AF Active	Okinawa Island	0	0	0	0	0	0	10	10	0.0	0	0	0
Yokota AB		AF Active	Yokota Afb	136	639,414	0	0	631	9,401,900	0	1,750	4,479.2	2,904	261	0
* OTHER SITE(S) : 14				13	25,068	0	0	19	49,070	11	23	36.8	10	0	0
Japan Total:				3,645	17,240,675	0	0	2,218	26,461,745	12,077	21,828	18,411.1	12,738	981	0
Netherlands															
* OTHER SITE(S) : 2				3	3,562	1	528	0	0	0	0	1.7	135	2	0
Netherlands Total:				3	3,562	1	528	0	0	0	0	1.7	135	2	0
Netherlands Antilles															
Davis-Monthan AFB (Curacao)		AF Active	Curacao	13	87,534	0	0	0	0	0	42	75.2	11	1	0
Netherlands Antilles Total:				13	87,534	0	0	0	0	0	42	75.2	11	1	0
Norway															

* US Locations that do not meet criteria of at least ten (10) Acres AND at least \$10M PRV. US Territories and Non-US Locations that do not meet criteria of at least ten (10) Acres OR at least \$10M PRV.

DEPARTMENT OF DEFENSE - Air Force

Base Structure Report - As of 30 Sept 2010

SITE	BRAC 2005	COMPONENT	NAME NEAREST CITY	BUILDINGS						ACRES OWNED	TOTAL ACRES	PRV (\$M)	MIL	CIV	OTHER
				OWNED		LEASED		OTHER							
				COUNT	SQFT	COUNT	SQFT	COUNT	SQFT						
* OTHER SITE(S) : 3				1	4,550	2	4,156	2	21,836	0	0	9.6	3	0	0
Norway Total:				1	4,550	2	4,156	2	21,836	0	0	9.6	3	0	0
Oman															
Masirah Island Mpt Site 1		AF Active	Unknown	0	0	0	0	0	0	3,000	0.0	0	0	0	0
SEEB MPT Site 1		AF Active	Unknown	1	21,744	0	0	21	243,344	0	3,000	112.9	0	0	0
Thumrait MAP		AF Active	Salalah	0	0	0	0	0	0	3,000	0.0	1	0	0	0
Oman Total:				1	21,744	0	0	21	243,344	0	9,000	112.9	1	0	0
Portugal															
Agualva Munitions Storage Annex		AF Active	Lajesfield	20	17,185	0	0	0	0	0	68	7.9	0	0	0
Caldeira Ammunition Storage Area		AF Active	Lajesfield	2	6,295	0	0	0	0	0	29	3.1	0	0	0
Cinco Picos Globecom Annex		AF Active	Lajesfield	2	2,567	0	0	0	0	0	159	3.2	0	0	0
Covadascinzas Petroleum Products Stg Annex		AF Active	Lajesfield	0	0	0	0	0	0	0	41	40.7	0	0	0
Lajes Field		AF Active	Lajesfield	375	2,644,187	0	0	0	0	0	973	1,065.8	622	80	581
Praia Da Victoria Dock Annex		AF Active	Lajesfield	13	19,696	0	0	0	0	0	4	29.8	0	0	0
Praia Da Victoria Fuel Storage Annex		AF Active	Lajesfield	12	4,916	0	0	0	0	0	53	153.9	0	0	0
Villa Nova Globecom Annex		AF Active	Lajesfield	1	1,748	0	0	0	0	0	99	1.5	0	0	0
* OTHER SITE(S) : 12				15	4,799	0	0	0	0	0	19	9.0	0	0	0
Portugal Total:				440	2,701,393	0	0	0	0	0	1,445	1,314.8	622	80	581
Saint Helena															
Ascension Auxiliary Airfield		AF Active	Ascension Island	113	346,320	0	0	0	0	0	3,463	704.0	0	0	0
Saint Helena Total:				113	346,320	0	0	0	0	0	3,463	704.0	0	0	0
South Korea															
Camp Red Cloud Communications Site		AF Active	Uijong Bu	0	0	0	0	8	70,522	0	4	22.2	0	0	0
Kimhae Storage Annex		AF Active	Kimhae	37	363,308	0	0	1	51,333	0	86	82.4	0	0	0
Kunsan AB		AF Active	Kunsan	366	2,592,818	0	0	26	609,027	0	2,549	1,531.3	2,399	36	310
Kwang-Ju AB		AF Active	Kwangju	98	626,964	0	0	1	20,000	0	313	285.1	20	0	3
Osan AFB		AF Active	Osan Afb	435	6,047,225	0	0	56	1,044,038	0	1,828	2,673.6	4,722	201	521
Osan Ni Ammunition Storage Annex		AF Active	Osan	20	74,115	0	0	0	0	0	603	30.4	0	0	0
Osan Site # 2		AF Active	Osan Afb	0	0	0	0	0	0	0	8	12.1	0	0	0
Pil-Sung Air Range		AF Active	Taepeak	10	18,560	0	0	2	24,676	0	27	16.0	0	0	0
Suwon AB		AF Active	Suwon	40	133,977	0	0	61	588,854	0	267	356.6	18	1	2
Taegu AB		AF Active	Taegu	144	770,545	0	0	0	0	0	763	344.0	54	4	9
Wonju AS		AF Active	Wonju	13	7,715	0	0	0	0	0	93	26.8	8	0	0

* US Locations that do not meet criteria of at least ten (10) Acres AND at least \$10M PRV. US Territories and Non-US Locations that do not meet criteria of at least ten (10) Acres OR at least \$10M PRV.

DEPARTMENT OF DEFENSE - Air Force

Base Structure Report - As of 30 Sept 2010

SITE	BRAC 2005	COMPONENT	NAME NEAREST CITY	BUILDINGS						ACRES OWNED	TOTAL ACRES	PRV (\$M)	MIL	CIV	OTHER
				OWNED		LEASED		OTHER							
				COUNT	SQFT	COUNT	SQFT	COUNT	SQFT						
* OTHER SITE(S) : 6				2	20,778	0	0	20	74,976	0	5	21.5	3	0	2
South Korea Total:				1,165	10,656,005	0	0	175	2,483,426	0	6,546	5,402.0	7,224	242	847
Spain															
Moron AB		AF Active	Moran Ab	161	843,659	0	0	0	0	0	2,811	583.8	100	12	0
* OTHER SITE(S) : 1				0	0	1	1,296	0	0	0	0	0.2	0	0	0
Spain Total:				161	843,659	1	1,296	0	0	0	2,811	584.0	100	12	0
Turkey															
Ankara Administration Office		AF Active	Ankara	23	149,395	0	0	0	0	14	14	41.6	27	3	2
Batman AB		AF Active	Batman	0	0	0	0	13	28,176	0	0	18.9	0	0	0
Cigli AB		AF Active	Izmir	0	0	0	0	19	148,127	0	0	32.9	0	0	0
Incirlik AB		AF Active	Adana	701	4,253,606	0	0	1	7,600	0	3,337	1,671.5	1,294	128	142
Izmir AS		AF Active	Izmir	0	0	7	84,690	4	7,741	0	1	22.9	40	3	24
Izmir Storage Annex #2		AF Active	Izmir	0	0	13	122,574	14	7,465	0	11	43.1	0	0	0
Mus AB		AF Active	Batman	0	0	0	0	12	25,239	0	0	14.4	0	0	0
Yumurtalik Petroleum Prod Storage Annex		AF Active	Yumurtalik	5	7,623	0	0	0	0	36	142	98.7	0	0	1
* OTHER SITE(S) : 9				3	15,320	7	38,824	7	112,980	1	1	31.8	11	0	1
Turkey Total:				732	4,425,944	27	246,088	70	337,328	51	3,506	1,975.9	1,372	134	170
United Kingdom															
Beck Row FH		AF Active	Mildenhall	0	0	112	144,751	0	0	0	10	28.0	0	0	0
Blenheim Crescent		AF Active	Ickenham	4	23,222	0	0	1	24,636	0	0	14.1	0	0	0
Eriswell FH Annex		AF Active	Lakenheath	0	0	144	723,183	0	0	0	62	142.8	0	0	0
Lynn Wood FH		AF Active	Thetford	0	0	98	205,804	0	0	0	22	40.6	0	0	0
RAF Alconbury		AF Active	Cambridge	182	1,094,913	0	0	10	158,407	0	218	370.6	187	64	0
RAF Barford St John Transmitter Annex		AF Active	Barford St John	2	30,501	0	0	1	2,100	0	476	23.3	0	0	0
RAF Bicester		AF Active	Bicester	255	224,320	0	0	80	97,754	0	35	67.4	0	0	0
RAF Brampton FH Annex		AF Active	Cambridge	0	0	0	0	44	57,599	0	5	10.7	0	0	0
RAF Croughton		AF Active	Croughton	123	664,352	0	0	19	161,998	0	694	298.9	331	39	0
RAF Ely Family Housing Annex		AF Active	Ely	0	0	0	0	64	149,482	0	5	43.3	0	0	0
RAF Fairford		AF Active	Fairford	91	431,125	0	0	109	687,804	0	1,170	568.6	0	14	0
RAF Feltwell		AF Active	Feltwell	20	262,720	0	0	173	926,088	0	332	297.5	47	2	0
RAF Lakenheath		AF Active	Lakenheath	721	3,803,068	0	0	212	1,070,151	0	2,007	2,228.5	4,343	256	0
RAF Menwith Hill		AF Active	Harrogate	0	0	0	0	162	1,088,381	0	545	349.5	230	55	18
RAF Menwith Hill 2 - Harrogate		AF Active	Harrogate	0	0	0	0	77	86,464	0	0	16.6	0	0	0
RAF Mildenhall		AF Active	Mildenhall	321	1,830,758	0	0	146	1,294,924	0	1,163	1,280.3	2,891	202	4

* US Locations that do not meet criteria of at least ten (10) Acres AND at least \$10M PRV. US Territories and Non-US Locations that do not meet criteria of at least ten (10) Acres OR at least \$10M PRV.

DEPARTMENT OF DEFENSE - Air Force
Base Structure Report - As of 30 Sept 2010

SITE	BRAC 2005	COMPONENT	NAME NEAREST CITY	BUILDINGS						ACRES OWNED	TOTAL ACRES	PRV (\$M)	MIL	CIV	OTHER
				OWNED		LEASED		OTHER							
				COUNT	SQFT	COUNT	SQFT	COUNT	SQFT						
RAF Mildenhall Ammo Storage Annex		AF Active	Mildenhall	19	19,701	0	0	0	0	0	37	9.1	0	0	0
RAF Molesworth		AF Active	Cambridge	32	175,544	0	0	29	340,051	0	659	176.6	233	3	0
RAF Molesworth Storage Annex #12		AF Active	Cambridge	2	30,988	0	0	0	0	0	37	10.4	0	0	0
RAF Shepherds Grove FH Annex		AF Active	Bury St Edmunds	0	0	0	0	35	72,056	0	18	20.2	0	0	0
RAF Upwood		AF Active	Cambridge	2	835	0	0	2	53,479	0	5	28.4	45	1	0
RAF Welford Ammo Storage Area		AF Active	Welford	79	237,549	0	0	206	526,346	0	806	299.6	0	0	0
* OTHER SITE(S) : 11				7	20,184	1	799	23	41,054	0	11	25.9	1	0	0
United Kingdom Total:				1,860	8,849,780	355	1,074,537	1,393	6,838,774	0	8,317	6,350.9	8,308	636	22
Overseas Total:				9,914	58,010,778	783	2,927,675	5,056	55,385,524	245,162	299,218	48,840.4	47,973	3,768	2,015
Worldwide Totals By Reporting Component:				57,386	543,756,025	2,441	18,390,259	5,502	59,665,299	7,101,774	9,915,107	258,522.0	435,139	131,982	2,017

* US Locations that do not meet criteria of at least ten (10) Acres AND at least \$10M PRV. US Territories and Non-US Locations that do not meet criteria of at least ten (10) Acres OR at least \$10M PRV.

DEPARTMENT OF DEFENSE - Marine Corps

Base Structure Report - As of 30 Sept 2010

SITE	BRAC 2005	COMPONENT	NAME NEAREST CITY	BUILDINGS						ACRES OWNED	TOTAL ACRES	PRV (\$M)	MIL	CIV	OTHER
				OWNED		LEASED		OTHER							
				COUNT	SQFT	COUNT	SQFT	COUNT	SQFT						
Alabama															
* OTHER SITE(S) : 3				9	54,333	1	200	0	0	8	9	10.9	776	0	0
Alabama Total:			9	54,333	1	200	0	0	8	9	10.9	776	0	0	
Arizona															
Barry Goldwater Range		MC Active	Yuma	51	186,558	0	0	0	0	691,759	691,759	168.5	0	0	0
MCAS Yuma		MC Active	Yuma	306	2,587,272	0	0	409	1,272,480	7,333	7,687	1,856.8	3,878	986	0
MCAS Yuma Hsg-Off Base FY81		MC Active	Yuma	0	0	0	0	54	182,716	22	22	86.1	0	0	0
* OTHER SITE(S) : 3				20	27,235	0	0	0	0	0	0	12.8	475	0	0
Arizona Total:			377	2,801,065	0	0	463	1,455,196	699,114	699,468	2,124.1	4,353	986	0	
Arkansas															
* OTHER SITE(S) : 1				0	0	0	0	0	0	0	0	0.0	189	0	0
Arkansas Total:			0	0	0	0	0	0	0	0	0	0.0	189	0	0
California															
Choc Mt Air Gnry Rng		MC Active	Niland	4	43,066	0	0	0	0	231,672	459,500	17.3	0	0	0
MCAS El Toro LIFOC		MC Active	Irvine	8	78,160	0	0	0	0	936	936	19.5	0	0	0
MCAS Miramar		MC Active	San Diego	484	5,877,357	2	4,200	303	1,221,324	21,200	22,914	3,398.8	10,389	930	0
MCB Camp Pendleton		MC Active	Camp Pendleton	1,719	17,993,823	36	51,744	2,608	11,114,773	124,863	127,158	9,258.7	42,916	6,100	2,491
MCLB Barstow		MC Active	Barstow	161	2,439,978	0	0	0	0	1,284	3,722	723.4	111	900	0
MCLB Barstow Yermo Area		MC Active	Barstow	86	1,898,211	0	0	0	0	1,365	1,680	686.4	0	0	0
MCRD San Diego		MC Active	San Diego	135	2,531,177	0	0	6	21,792	425	425	791.2	1,223	705	0
MCRD San Diego Former NTC		MC Active	San Diego	4	117,092	0	0	0	0	71	71	52.2	0	0	0
MWTC Bridgeport		MC Active	Coleville	45	315,667	0	0	0	0	744	47,204	128.9	232	111	0
Twentynine Palms Main Base		MC Active	Twentynine Palms	798	6,034,491	0	0	635	2,779,937	162,085	605,250	3,411.4	10,578	1,276	0
Vista Del Sol East		MC Active	Twentynine Palms	0	0	85	294,300	0	0	0	40	60.7	0	0	0
Vista Del Sol West		MC Active	Twentynine Palms	0	0	156	512,675	0	0	0	70	105.3	0	0	0
* OTHER SITE(S) : 17				65	624,311	0	0	49	211,087	1,420	1,428	245.6	8,171	54	0
California Total:			3,509	37,953,333	279	862,919	3,601	15,348,913	546,065	1,270,398	18,899.4	73,620	10,076	2,491	
Colorado															
* OTHER SITE(S) : 1				0	0	0	0	0	0	0	0	0.0	323	0	0
Colorado Total:			0	0	0	0	0	0	0	0	0.0	323	0	0	
Connecticut															
* OTHER SITE(S) : 1				0	0	0	0	0	0	0	0	0.0	266	0	0

* US Locations that do not meet criteria of at least ten (10) Acres AND at least \$10M PRV. US Territories and Non-US Locations that do not meet criteria of at least ten (10) Acres OR at least \$10M PRV.

DEPARTMENT OF DEFENSE - Marine Corps

Base Structure Report - As of 30 Sept 2010

SITE	BRAC 2005	COMPONENT	NAME NEAREST CITY	BUILDINGS						ACRES OWNED	TOTAL ACRES	PRV (\$M)	MIL	CIV	OTHER
				OWNED		LEASED		OTHER							
				COUNT	SQFT	COUNT	SQFT	COUNT	SQFT						
Connecticut Total:				0	0	0	0	0	0	0	0.0	266	0	0	
Delaware															
* OTHER SITE(S) : 1				0	0	0	0	0	0	0	0.0	169	0	0	
Delaware Total:				0	0	0	0	0	0	0	0.0	169	0	0	
District of Columbia															
* OTHER SITE(S) : 4				11	302,137	0	0	0	0	10	10	127.5	1,583	110	0
District of Columbia Total:				11	302,137	0	0	0	0	10	10	127.5	1,583	110	0
Florida															
4th MARDIV Jacksonville Maint		MC Reserve	Jacksonville	2	41,547	0	0	0	0	110	110	10.1	0	0	0
MCSF Blount Island		MC Active	Jacksonville	48	730,508	0	0	0	0	1,054	1,054	280.4	107	236	0
* OTHER SITE(S) : 3				9	29,830	0	0	0	0	333	352	9.9	1,730	12	0
Florida Total:				59	801,885	0	0	0	0	1,497	1,516	300.4	1,837	248	0
Georgia															
MCLB Albany		MC Active	Albany	216	6,519,524	0	0	90	238,680	3,616	3,619	1,153.2	624	7,015	0
MCLB Albany Housing Area #1		MC Active	Albany	100	188,876	0	0	0	0	67	67	27.6	0	0	0
* OTHER SITE(S) : 3				10	11,722	1	1,219	0	0	16,623	16,888	5.9	986	0	0
Georgia Total:				326	6,720,122	1	1,219	90	238,680	20,306	20,574	1,186.7	1,610	7,015	0
Hawaii															
MC Trng Area Bellows		MC Active	Waimanalo	10	16,189	0	0	0	0	1,028	1,028	42.5	0	0	0
MCB Camp Smith		MC Active	Aiea	51	866,914	0	0	9	19,010	219	219	545.1	1,480	185	0
MCB Hawaii Kaneohe		MC Active	Kaneohe	538	4,700,003	0	0	1,087	3,873,915	2,944	2,946	4,824.3	6,433	1,166	0
MCB Hawaii Manana Capehart		MC Active	Pearl City	6	13,412	0	0	153	429,514	51	51	184.1	0	0	0
MCB Hawaii Pearl City Annex		MC Active	Pearl City	6	254,960	0	0	0	0	27	27	77.1	0	0	0
MCB Hawaii Puuloa-Oahu		MC Active	Ewa Beach	21	58,437	0	0	0	0	139	139	41.3	0	0	0
* OTHER SITE(S) : 4				0	0	0	0	0	0	244	244	0.6	757	0	0
Hawaii Total:				632	5,909,915	0	0	1,249	4,322,439	4,652	4,654	5,715.0	8,670	1,351	0
Idaho															
* OTHER SITE(S) : 1				0	0	0	0	0	0	0	0	0.0	94	0	0
Idaho Total:				0	0	0	0	0	0	0	0	0.0	94	0	0
Illinois															

* US Locations that do not meet criteria of at least ten (10) Acres AND at least \$10M PRV. US Territories and Non-US Locations that do not meet criteria of at least ten (10) Acres OR at least \$10M PRV.

DEPARTMENT OF DEFENSE - Marine Corps

Base Structure Report - As of 30 Sept 2010

SITE	BRAC 2005	COMPONENT	NAME NEAREST CITY	BUILDINGS						ACRES OWNED	TOTAL ACRES	PRV (\$M)	MIL	CIV	OTHER
				OWNED		LEASED		OTHER							
				COUNT	SQFT	COUNT	SQFT	COUNT	SQFT						
* OTHER SITE(S) : 2				2	33,850	0	0	0	0	0	3	10.7	1,383	0	0
			Illinois Total:	2	33,850	0	0	0	0	0	3	10.7	1,383	0	0
Indiana															
* OTHER SITE(S) : 2				1	15,220	0	0	0	0	0	3	3.2	359	0	0
			Indiana Total:	1	15,220	0	0	0	0	0	3	3.2	359	0	0
Iowa															
* OTHER SITE(S) : 1				0	0	0	0	0	0	0	0	0.0	189	0	0
			Iowa Total:	0	0	0	0	0	0	0	0	0.0	189	0	0
Kansas															
* OTHER SITE(S) : 1				0	0	0	0	0	0	0	0	0.0	313	0	0
			Kansas Total:	0	0	0	0	0	0	0	0	0.0	313	0	0
Kentucky															
* OTHER SITE(S) : 1				0	0	0	0	0	0	0	0	0.0	239	0	0
			Kentucky Total:	0	0	0	0	0	0	0	0	0.0	239	0	0
Louisiana															
* OTHER SITE(S) : 3				1	34,752	0	0	0	0	7	14	7.5	620	0	0
			Louisiana Total:	1	34,752	0	0	0	0	7	14	7.5	620	0	0
Maine															
* OTHER SITE(S) : 1				0	0	0	0	0	0	0	0	0.0	204	0	0
			Maine Total:	0	0	0	0	0	0	0	0	0.0	204	0	0
Maryland															
* OTHER SITE(S) : 3				5	45,698	1	18,861	0	0	9	9	16.3	1,006	0	0
			Maryland Total:	5	45,698	1	18,861	0	0	9	9	16.3	1,006	0	0
Massachusetts															
4th MAW Chicopee Housing		MC Reserve	Chicopee	75	247,551	0	0	59	275,022	83	83	111.8	0	0	0
* OTHER SITE(S) : 1				0	0	0	0	0	0	0	0	0.0	943	0	0
			Massachusetts Total:	75	247,551	0	0	59	275,022	83	83	111.8	943	0	0

* US Locations that do not meet criteria of at least ten (10) Acres AND at least \$10M PRV. US Territories and Non-US Locations that do not meet criteria of at least ten (10) Acres OR at least \$10M PRV.

DEPARTMENT OF DEFENSE - Marine Corps

Base Structure Report - As of 30 Sept 2010

SITE	BRAC 2005	COMPONENT	NAME NEAREST CITY	BUILDINGS						ACRES OWNED	TOTAL ACRES	PRV (\$M)	MIL	CIV	OTHER
				OWNED		LEASED		OTHER							
				COUNT	SQFT	COUNT	SQFT	COUNT	SQFT						
Michigan															
* OTHER SITE(S) : 1				0	0	0	0	0	0	0	0.0	1,614	0	0	
			Michigan Total:	0	0	0	0	0	0	0	0.0	1,614	0	0	
Minnesota															
* OTHER SITE(S) : 1				0	0	0	0	0	0	0	0.0	766	0	0	
			Minnesota Total:	0	0	0	0	0	0	0	0.0	766	0	0	
Mississippi															
* OTHER SITE(S) : 1				0	0	0	0	0	0	0	0.0	196	0	0	
			Mississippi Total:	0	0	0	0	0	0	0	0.0	196	0	0	
Missouri															
		MC Active	Belton	8	86,579	0	0	0	0	24	24	21.4	0	0	
		MC Active	Belton	5	116,650	0	0	0	0	13	13	30.6	0	0	
		MC Active	Belton	0	0	0	0	239	676,326	39	85	121.3	0	0	
		MC Active	Belton	1	23,524	0	0	0	0	12	12	40.6	0	0	
* OTHER SITE(S) : 6				8	69,253	0	0	2	433,264	9	9	161.5	4,089	402	
			Missouri Total:	22	296,006	0	0	241	1,109,590	97	143	375.3	4,089	402	
Montana															
* OTHER SITE(S) : 1				0	0	0	0	0	0	0	0.0	72	0	0	
			Montana Total:	0	0	0	0	0	0	0	0.0	72	0	0	
Nebraska															
* OTHER SITE(S) : 1				0	0	0	0	0	0	0	0.0	338	3	0	
			Nebraska Total:	0	0	0	0	0	0	0	0.0	338	3	0	
Nevada															
* OTHER SITE(S) : 2				0	0	0	0	0	0	0	480	0.9	164	0	
			Nevada Total:	0	0	0	0	0	0	0	480	0.9	164	0	
New Hampshire															

* US Locations that do not meet criteria of at least ten (10) Acres AND at least \$10M PRV. US Territories and Non-US Locations that do not meet criteria of at least ten (10) Acres OR at least \$10M PRV.

DEPARTMENT OF DEFENSE - Marine Corps

Base Structure Report - As of 30 Sept 2010

SITE	BRAC 2005	COMPONENT	NAME NEAREST CITY	BUILDINGS						ACRES OWNED	TOTAL ACRES	PRV (\$M)	MIL	CIV	OTHER
				OWNED		LEASED		OTHER							
				COUNT	SQFT	COUNT	SQFT	COUNT	SQFT						
* OTHER SITE(S) : 1				0	0	0	0	0	0	0	0.0	189	0	0	
			New Hampshire Total:	0	0	0	0	0	0	0	0.0	189	0	0	
<u>New Jersey</u>															
* OTHER SITE(S) : 1				0	0	0	0	0	0	0	0.0	636	0	0	
			New Jersey Total:	0	0	0	0	0	0	0	0.0	636	0	0	
<u>New Mexico</u>															
* OTHER SITE(S) : 1				0	0	0	0	0	0	0	0.0	87	0	0	
			New Mexico Total:	0	0	0	0	0	0	0	0.0	87	0	0	
<u>New York</u>															
4th MARDIV Brooklyn NY		MC Reserve	New York City	4	127,989	0	0	0	0	72	72	55.7	29	0	0
MCRC Syracuse		MC Reserve	Syracuse	9	36,621	0	0	0	0	264	264	16.3	0	0	0
* OTHER SITE(S) : 3				6	165,222	0	0	219	349,647	6	6	142.7	3,542	46	0
			New York Total:	19	329,832	0	0	219	349,647	342	342	214.6	3,571	46	0
<u>North Carolina</u>															
ALF Bogue		MC Active	Bogue	19	44,011	0	0	0	0	837	837	33.1	0	0	0
Greater Sandy Run Area (GSRA) Site		MC Active	Camp Lejeune	26	47,154	0	0	0	0	40,563	41,000	167.5	0	0	0
MCAS Cherry Point		MC Active	Cherry Point	491	7,658,435	5	52,518	1,091	2,539,868	13,103	13,122	3,618.2	16,467	5,708	816
MCB Camp Lejeune		MC Active	Camp Lejeune	1,230	14,762,517	61	105,748	1,602	2,729,360	83,958	87,882	5,935.5	41,642	5,284	0
MCB Camp Lejeune Oak Grove		MC Active	Pollocksville	2	5,250	0	0	0	0	976	976	26.6	0	0	0
MCB Camp Lejeune West Site		MC Active	Camp Lejeune	632	5,000,115	17	39,150	399	510,729	2,771	3,726	2,026.3	20	0	0
OLF Atlantic		MC Active	Bogue	8	18,681	0	0	0	0	3,928	3,928	60.2	0	0	0
Point Of Marsh Target		MC Active	Atlantic	7	20,058	0	0	0	0	12,460	12,460	15.3	0	0	0
* OTHER SITE(S) : 14				220	1,662,092	1	81	1,005	4,324,967	553	556	1,381.5	6,414	139	0
			North Carolina Total:	2,635	29,218,313	84	197,497	4,097	10,104,924	159,149	164,487	13,264.2	64,543	11,131	816
<u>North Dakota</u>															
* OTHER SITE(S) : 1				0	0	0	0	0	0	0	0.0	8	0	0	
			North Dakota Total:	0	0	0	0	0	0	0	0.0	8	0	0	
<u>Ohio</u>															
MCRC Brook Park		MC Reserve	Brook Park	5	63,486	0	0	0	0	10	10	14.0	0	0	0
* OTHER SITE(S) : 1				0	0	0	0	0	0	0	0.0	1,527	0	0	

* US Locations that do not meet criteria of at least ten (10) Acres AND at least \$10M PRV. US Territories and Non-US Locations that do not meet criteria of at least ten (10) Acres OR at least \$10M PRV.

DEPARTMENT OF DEFENSE - Marine Corps

Base Structure Report - As of 30 Sept 2010

SITE	BRAC 2005	COMPONENT	NAME NEAREST CITY	BUILDINGS						ACRES OWNED	TOTAL ACRES	PRV (\$M)	MIL	CIV	OTHER
				OWNED		LEASED		OTHER							
				COUNT	SQFT	COUNT	SQFT	COUNT	SQFT						
			Ohio Total:	5	63,486	0	0	0	0	10	10	14.0	1,527	0	0
Oklahoma															
* OTHER SITE(S) : 1				0	0	0	0	0	0	0	0	0.0	200	0	0
			Oklahoma Total:	0	0	0	0	0	0	0	0	0.0	200	0	0
Oregon															
* OTHER SITE(S) : 1				0	0	0	0	0	0	0	0	0.0	351	0	0
			Oregon Total:	0	0	0	0	0	0	0	0	0.0	351	0	0
Pennsylvania															
* OTHER SITE(S) : 4				9	68,876	0	0	0	0	9	12	17.7	2,148	33	0
			Pennsylvania Total:	9	68,876	0	0	0	0	9	12	17.7	2,148	33	0
Rhode Island															
* OTHER SITE(S) : 1				0	0	0	0	0	0	0	0	0.0	437	2	0
			Rhode Island Total:	0	0	0	0	0	0	0	0	0.0	437	2	0
South Carolina															
		MC Active	Beaufort	271	2,499,779	0	0	295	543,641	6,249	6,249	1,385.3	3,304	1,158	0
		MC Active	Laurel Bay	21	220,739	0	0	1,106	1,502,517	1,076	1,076	407.0	0	0	0
		MC Active	Parris Island	307	3,747,227	0	0	191	506,958	8,075	8,075	1,419.7	2,568	495	0
* OTHER SITE(S) : 10				0	0	0	0	0	0	490	490	0.3	546	0	0
			South Carolina Total:	599	6,467,745	0	0	1,592	2,553,116	15,890	15,890	3,212.4	6,418	1,653	0
Tennessee															
* OTHER SITE(S) : 2				3	28,163	0	0	0	0	6	6	5.6	666	0	0
			Tennessee Total:	3	28,163	0	0	0	0	6	6	5.6	666	0	0
Texas															
* OTHER SITE(S) : 3				5	45,163	0	0	0	0	459	459	10.7	2,386	1	0
			Texas Total:	5	45,163	0	0	0	0	459	459	10.7	2,386	1	0
Utah															
* OTHER SITE(S) : 1				0	0	0	0	0	0	0	0	0.0	338	0	0

* US Locations that do not meet criteria of at least ten (10) Acres AND at least \$10M PRV. US Territories and Non-US Locations that do not meet criteria of at least ten (10) Acres OR at least \$10M PRV.

DEPARTMENT OF DEFENSE - Marine Corps

Base Structure Report - As of 30 Sept 2010

SITE	BRAC 2005	COMPONENT	NAME NEAREST CITY	BUILDINGS						ACRES OWNED	TOTAL ACRES	PRV (\$M)	MIL	CIV	OTHER
				OWNED		LEASED		OTHER							
				COUNT	SQFT	COUNT	SQFT	COUNT	SQFT						
Utah Total:				0	0	0	0	0	0	0	0.0	338	0	0	
<u>Virginia</u>															
MCB Quantico		MC Active	Quantico	542	6,968,529	0	0	248	2,154,993	55,445	60,307	3,167.9	6,266	6,679	0
* OTHER SITE(S) : 12				7	60,250	9	117,664	0	0	150	150	45.2	7,198	1,339	0
Virginia Total:				549	7,028,779	9	117,664	248	2,154,993	55,595	60,457	3,213.1	13,464	8,018	0
<u>Washington</u>															
* OTHER SITE(S) : 2				5	29,648	0	0	0	0	11	11	8.2	806	0	0
Washington Total:				5	29,648	0	0	0	0	11	11	8.2	806	0	0
<u>West Virginia</u>															
* OTHER SITE(S) : 1				0	0	0	0	0	0	0	0	0.0	312	0	0
West Virginia Total:				0	0	0	0	0	0	0	0	0.0	312	0	0
<u>Wisconsin</u>															
* OTHER SITE(S) : 2				0	0	0	0	0	0	0	155	0.0	522	0	0
Wisconsin Total:				0	0	0	0	0	0	0	155	0.0	522	0	0
<u>Wyoming</u>															
* OTHER SITE(S) : 1				0	0	0	0	0	0	0	0	0.0	78	0	0
Wyoming Total:				0	0	0	0	0	0	0	0	0.0	78	0	0
US/US Territories Total:				8,858	98,495,872	375	1,198,360	11,859	37,912,520	1,503,319	2,239,193	48,850.2	204,672	41,075	3,307

* US Locations that do not meet criteria of at least ten (10) Acres AND at least \$10M PRV. US Territories and Non-US Locations that do not meet criteria of at least ten (10) Acres OR at least \$10M PRV.

DEPARTMENT OF DEFENSE - Marine Corps

Base Structure Report - As of 30 Sept 2010

SITE	BRAC 2005	COMPONENT	NAME NEAREST CITY	BUILDINGS						ACRES OWNED	TOTAL ACRES	PRV (\$M)	MIL	CIV	OTHER
				OWNED		LEASED		OTHER							
				COUNT	SQFT	COUNT	SQFT	COUNT	SQFT						
Germany															
* OTHER SITE(S) : 1				0	0	0	0	0	0	0	0.0	766	14	0	
Germany Total:				0	0	0	0	0	0	0	0.0	766	14	0	
Japan															
Camp Courtney-6029		MC Active	Tengan	84	307,056	0	0	129	1,775,175	0	330	745.1	3,226	3	0
Camp Foster-6044		MC Active	Zukeran	1,408	3,430,145	0	0	337	5,103,155	0	1,470	2,956.1	1,929	3,088	0
Camp Fuji Japan-3127		MC Active	Camp Fuji	42	72,308	0	0	44	542,500	0	33,381	286.3	0	7	3
Camp Gonsalves		MC Active	Henoko Okinawa	22	17,881	0	0	2	27,516	0	19,355	21.3	0	0	0
Camp Hansen-6011		MC Active	Onna Okinawa	136	634,401	0	0	153	2,895,473	0	12,646	1,397.6	0	0	0
Camp Kinser-6056		MC Active	Makiminato Okinawa	154	3,350,555	0	0	119	3,350,368	0	675	2,060.8	4,886	0	0
Camp Lester - 6043		MC Active	Chatan Okinawa	163	645,761	0	0	74	526,814	0	166	503.2	0	0	0
Camp McTureous - 6031		MC Active	Tengan	7	89,207	0	0	90	734,570	0	93	296.1	0	0	0
Camp Schwab-6009		MC Active	Henoko Okinawa	133	450,985	0	0	53	1,462,952	0	5,395	776.9	1,231	0	0
Gimbaru Training Area - 6017		MC Active	Onna Okinawa	2	1,968	0	0	1	190	0	148	1.8	0	0	0
le Jima Aux Airfield		MC Active	Henoko Okinawa	11	26,056	0	0	5	9,729	0	1,980	24.4	0	0	0
Kin Blue Beach - 6020		MC Active	Onna Okinawa	0	0	0	0	0	0	0	94	1.6	0	0	0
MCAS Futenma		MC Active	Futemma Okinawa	216	1,086,869	0	0	51	867,722	0	1,187	926.6	3,959	71	17
MCAS Iwakuni		MC Active	Iwakuni	207	844,404	0	0	288	4,348,707	0	6,731	2,294.4	2,141	977	0
MCB Camp S D Butler ASP 2-6022		MC Active	Koza	5	8,000	0	0	3	21,055	0	490	15.6	0	0	0
Ulibaru		MC Active	White Beach Nav Inst	0	0	0	0	0	0	0	62	0.0	0	0	0
* OTHER SITE(S) : 5				0	0	0	0	0	0	0	13	0.0	2,111	109	0
Japan Total:				2,590	10,965,596	0	0	1,349	21,665,926	0	84,216	12,307.7	19,483	4,255	20
Kenya															
Kenya		MC Active	Mombasa	4	15,578	0	0	0	0	0	0	14.2	0	0	0
Kenya Total:				4	15,578	0	0	0	0	0	0	14.2	0	0	0
South Korea															
Camp Mu Juk		MC Active	Pohang	21	66,290	0	0	29	148,278	0	88	57.8	0	0	0
* OTHER SITE(S) : 1				0	0	0	0	0	0	0	0.0	16	93	0	
South Korea Total:				21	66,290	0	0	29	148,278	0	88	57.8	16	93	0
United Arab Emirates															
* OTHER SITE(S) : 1				0	0	0	0	0	0	0	0.0	498	0	0	
United Arab Emirates Total:				0	0	0	0	0	0	0	0	0.0	498	0	0
Overseas Total:				2,615	11,047,464	0	0	1,378	21,814,204	0	84,304	12,379.7	20,763	4,362	20

* US Locations that do not meet criteria of at least ten (10) Acres AND at least \$10M PRV. US Territories and Non-US Locations that do not meet criteria of at least ten (10) Acres OR at least \$10M PRV.

DEPARTMENT OF DEFENSE - Marine Corps

Base Structure Report - As of 30 Sept 2010

SITE	BRAC 2005	COMPONENT	NAME NEAREST CITY	BUILDINGS						ACRES OWNED	TOTAL ACRES	PRV (\$M)	MIL	CIV	OTHER
				OWNED		LEASED		OTHER							
				COUNT	SQFT	COUNT	SQFT	COUNT	SQFT						
Worldwide Totals By Reporting Component:				11,473	109,543,336	375	1,198,360	13,237	59,726,724	1,503,319	2,323,497	61,229.9	225,435	45,437	3,327

* US Locations that do not meet criteria of at least ten (10) Acres AND at least \$10M PRV. US Territories and Non-US Locations that do not meet criteria of at least ten (10) Acres OR at least \$10M PRV.

DEPARTMENT OF DEFENSE - WHS
Base Structure Report - As of 30 Sept 2010

SITE	BRAC 2005	COMPONENT	NAME NEAREST CITY	BUILDINGS				ACRES OWNED	TOTAL ACRES	PRV (\$M)	MIL	CIV	OTHER		
				OWNED		LEASED								OTHER	
				COUNT	SQFT	COUNT	SQFT							COUNT	SQFT
<u>Delaware</u>															
* OTHER SITE(S) : 3				0	0	3	7,400	0	0	0	0	1.9	0	0	0
			Delaware Total:	0	0	3	7,400	0	0	0	0	1.9	0	0	0
<u>District of Columbia</u>															
* OTHER SITE(S) : 9				0	0	10	205,990	0	0	0	0	54.0	0	0	0
			District of Columbia Total:	0	0	10	205,990	0	0	0	0	54.0	0	0	0
<u>Illinois</u>															
* OTHER SITE(S) : 1				0	0	1	6,900	0	0	0	0	1.8	0	0	0
			Illinois Total:	0	0	1	6,900	0	0	0	0	1.8	0	0	0
<u>Maryland</u>															
* OTHER SITE(S) : 20				2	6,461	19	1,020,442	0	0	4	4	186.0	0	0	0
			Maryland Total:	2	6,461	19	1,020,442	0	0	4	4	186.0	0	0	0
<u>Pennsylvania</u>															
* OTHER SITE(S) : 1				61	630,684	0	0	0	0	716	716	194.3	0	0	0
			Pennsylvania Total:	61	630,684	0	0	0	0	716	716	194.3	0	0	0
<u>Virginia</u>															
Navy Annex (FOB 2) Parking		WHS	Naval Annex	1	714,801	0	0	0	0	23	23	198.2	0	0	0
Pentagon Reservation		WHS	Pentagon, Arlington	23	6,884,534	0	0	0	0	220	220	4,890.9	4,121	3,251	0
* OTHER SITE(S) : 96				2	1,899	92	7,266,191	0	0	28	28	1,889.1	38	1,360	0
			Virginia Total:	26	7,601,234	92	7,266,191	0	0	271	271	6,978.3	4,159	4,611	0
			US/US Territories Total:	89	8,238,379	125	8,506,923	0	0	991	991	7,416.3	4,159	4,611	0
			Worldwide Totals By Reporting Component:	89	8,238,379	125	8,506,923	0	0	991	991	7,416.3	4,159	4,611	0

* US Locations that do not meet criteria of at least ten (10) Acres AND at least \$10M PRV. US Territories and Non-US Locations that do not meet criteria of at least ten (10) Acres OR at least \$10M PRV.

DEPARTMENT OF DEFENSE

Base Structure Report – As of 30 Sept 2010

VII. State/Territories Army National Guard Inventory

State/Territories Army National Guard Base Structure Report - As of 30 Sept 2010

SITE	BRAC 2005	COMPONENT	NAME NEAREST CITY	BUILDINGS				STATE OWNED ACRES	TOTAL ACRES	PRV (\$M)	MIL	CIV	OTHER
				STATE OWNED		TOTAL							
				COUNT	SQFT	COUNT	SQFT						
Alabama													
AASF 02 Birmingham		Army Guard	Birmingham	2	90,788	2	90,788	85	85	30.5	8	9	0
AASF 3 Bates Field Mobile		Army Guard	Mobile	4	54,736	4	54,736	35	35	19.7	48	7	0
AFRC Birmingham	R	Army Guard	Birmingham	2	120,793	2	120,793	26	26	23.3	477	12	0
AFRC Quarles Flowers Decatur		Army Guard	Decatur	1	28,305	1	28,305	12	12	6.0	266	2	0
Fort H W Johnson Demopolis		Army Guard	Demopolis	1	23,165	1	23,165	7	7	4.9	61	1	0
Fort Malcom A Turner Clayton		Army Guard	Clayton	1	16,725	1	16,725	10	10	3.5	57	0	0
Fort Riel Fairhope		Army Guard	Fairhope	1	11,725	1	11,725	5	5	2.6	175	0	0
Fort Sequoyah Fort Payne		Army Guard	Fort Payne	5	34,838	5	34,838	20	20	7.1	132	9	0
Fort Whiting Mobile		Army Guard	Mobile	1	55,193	1	55,193	32	32	12.7	478	3	0
NG AFRC Haleyville		Army Guard	Haleyville	2	86,477	2	86,477	41	41	19.1	64	1	0
NG Aliceville		Army Guard	Aliceville	2	16,819	2	16,819	10	10	3.4	59	0	0
NG Aubrey G Hicks Oxford		Army Guard	Oxford	4	23,393	4	23,393	8	8	3.3	132	0	1
NG Benjamin O Davis Tuskegee		Army Guard	Tuskegee	1	20,667	1	20,667	30	30	4.1	87	0	0
NG Billy F Roberts Haleyville		Army Guard	Haleyville	4	29,875	4	29,875	7	7	4.6	0	0	0
NG Blakeney Kerby Thomasville		Army Guard	Thomasville	1	15,946	1	15,946	7	7	3.1	2	0	0
NG Buntin Parsons Dothan		Army Guard	Dothan	3	29,950	3	29,950	10	10	6.5	266	16	0
NG Calera		Army Guard	Calera	1	11,725	1	11,725	5	5	2.4	58	0	0
NG Camden		Army Guard	Camden	1	11,725	1	11,725	5	5	2.6	82	0	0
NG Charles A Rollo Auburn		Army Guard	Auburn	2	30,465	2	30,465	20	20	6.1	93	0	0
NG Charles L Rowe Elba		Army Guard	Elba	2	16,290	2	16,290	5	5	3.4	65	0	0
NG Charles P Bailey Athens		Army Guard	Athens	6	35,627	6	35,627	6	6	6.6	259	0	1
NG Clarence F Rhea Gadsden		Army Guard	Gadsden	5	39,761	5	39,761	12	12	7.9	269	13	0
NG Clyde W Osborne Valley		Army Guard	Valley	2	23,683	2	23,683	10	10	4.4	89	0	0
NG Cromwell Pickens Florence		Army Guard	Florence	5	33,615	5	33,615	11	11	7.3	124	14	0
NG Cullman CSMS 2		Army Guard	Cullman	10	112,680	10	112,680	18	18	22.6	136	51	0
NG Doil B Sawyer Hartford		Army Guard	Hartford	2	16,288	2	16,288	6	6	2.6	79	0	0
NG Don Bryant Brewton		Army Guard	Brewton	2	25,540	2	25,540	21	21	5.1	2	0	0
NG Double Springs		Army Guard	Double Springs	1	18,333	1	18,333	10	10	3.7	0	0	0
NG Dow Sport Brantley		Army Guard	Brantley	1	12,070	1	12,070	5	5	2.6	72	0	0
NG Ervin A Byrd Citronelle		Army Guard	Citronelle	2	23,691	2	23,691	11	11	5.2	233	8	0
NG Eugene Nall Atmore		Army Guard	Atmore	2	18,935	2	18,935	10	10	4.0	66	2	0
NG F A McCorkle Mobile		Army Guard	Mobile	1	31,500	1	31,500	1	1	6.5	0	25	0
NG Florala		Army Guard	Florala	3	16,988	3	16,988	5	5	3.3	78	0	0
NG Fort Guy French RC Jackson		Army Guard	Jackson	3	23,410	3	23,410	8	8	4.8	92	17	0

* All Locations that do not meet criteria of at least five (5) Acres AND at least \$5M PRV.

State/Territories Army National Guard Base Structure Report - As of 30 Sept 2010

SITE	BRAC 2005	COMPONENT	NAME NEAREST CITY	BUILDINGS				STATE OWNED ACRES	TOTAL ACRES	PRV (\$M)	MIL	CIV	OTHER
				STATE OWNED		TOTAL							
				COUNT	SQFT	COUNT	SQFT						
NG Fort Oscar L. Adams Winfield		Army Guard	Winfield	1	18,721	1	18,721	10	10	4.0	109	0	0
NG Frank F Horton Andalusia		Army Guard	Andalusia	3	25,714	3	25,714	5	5	5.7	108	14	0
NG Fred M Fleming Geneva		Army Guard	Geneva	2	11,845	2	11,845	6	6	2.3	82	0	0
NG Georgiana		Army Guard	Georgiana	1	12,070	1	12,070	5	5	2.7	0	0	0
NG Hamilton		Army Guard	Hamilton	4	36,895	4	36,895	14	14	7.3	110	22	1
NG Henry B Graham Birmingham		Army Guard	Birmingham	2	53,230	2	53,230	16	16	11.7	241	1	0
NG Henry B Steagall Ozark		Army Guard	Ozark	3	18,153	3	18,153	29	29	3.5	97	0	0
NG Henry H Cobb Jr Pelham		Army Guard	Pelham	2	24,376	2	24,376	15	15	4.7	136	0	0
NG Huntsville		Army Guard	Huntsville	2	25,608	2	25,608	12	12	5.4	110	0	0
NG I Judson Snead Centreville		Army Guard	Centreville	1	22,615	1	22,615	10	10	4.4	167	0	0
NG Ivan F Smith Clanton		Army Guard	Clanton	1	11,725	1	11,725	6	6	2.2	87	0	0
NG Jabe Brassell Phenix City		Army Guard	Phenix City	2	16,288	2	16,288	5	5	2.9	107	1	0
NG Jackson M Balch Huntsville		Army Guard	Huntsville	5	47,657	5	47,657	8	8	9.7	157	0	0
NG Jasper Readiness Center		Army Guard	Jasper	6	25,435	6	25,435	15	15	5.2	91	1	0
NG JFHQ - SMD		Army Guard	Montgomery	23	373,133	23	373,133	65	65	64.5	819	360	47
NG John H Forney Jacksonville		Army Guard	Jacksonville	1	34,963	1	34,963	10	10	5.8	220	1	0
NG Julis W Hicks Enterprise		Army Guard	Enterprise	8	38,585	8	38,585	14	14	8.1	246	0	0
NG KD Range		Army Guard	Hamilton	0	0	0	0	12	12	0.2	0	0	0
NG Lauris D Graves Talladega		Army Guard	Talladega	5	24,705	5	24,705	20	20	4.4	229	15	0
NG Linden		Army Guard	Linden	5	27,897	5	27,897	14	14	5.9	58	9	0
NG Luke E Reed Grove Hill		Army Guard	Grove Hill	2	29,354	2	29,354	10	10	5.5	57	0	0
NG M W Speaks Alexander City		Army Guard	Alexander City	2	19,883	2	19,883	7	7	3.6	118	0	0
NG Marion		Army Guard	Marion	2	16,752	2	16,752	28	28	3.3	11	4	0
NG Millport		Army Guard	Millport	1	19,848	1	19,848	10	10	4.0	0	0	0
NG Northport		Army Guard	Northport	3	38,580	3	38,580	11	11	8.5	202	17	0
NG Oneonta		Army Guard	Oneonta	3	33,913	3	33,913	10	10	6.7	175	0	0
NG Opelika		Army Guard	Opelika	5	32,457	5	32,457	10	10	6.6	121	15	0
NG Pete Phillips Ashland		Army Guard	Ashland	2	19,737	2	19,737	5	5	3.7	164	1	0
NG Prattville		Army Guard	Prattville	2	19,845	2	19,845	11	11	4.2	257	0	0
NG R C Davis Albertville		Army Guard	Albertville	2	14,109	2	14,109	5	5	3.0	0	0	0
NG R Dewey Piper Tallassee		Army Guard	Tallassee	4	35,573	4	35,573	10	10	7.1	194	22	1
NG R W Shepherd Hope Hull		Army Guard	Hope Hull	4	115,549	4	115,549	62	62	24.4	315	10	0
NG Ralph W Adams Troy		Army Guard	Troy	1	35,440	1	35,440	8	8	7.2	241	1	0
NG Raymond Blackmon Eufaula		Army Guard	Eufaula	2	20,998	2	20,998	10	10	4.2	89	1	0
NG Richard B Stone Union Springs		Army Guard	Union Springs	1	20,099	1	20,099	20	20	4.2	42	0	0

* All Locations that do not meet criteria of at least five (5) Acres AND at least \$5M PRV.

State/Territories Army National Guard Base Structure Report - As of 30 Sept 2010

SITE	BRAC 2005	COMPONENT	NAME NEAREST CITY	BUILDINGS				STATE OWNED ACRES	TOTAL ACRES	PRV (\$M)	MIL	CIV	OTHER
				STATE OWNED		TOTAL							
				COUNT	SQFT	COUNT	SQFT						
NG Robert E Steiner Greenville		Army Guard	Greenville	3	13,195	3	13,195	15	15	2.6	107	2	0
NG S Ralph Terhune Birmingham		Army Guard	Birmingham	0	0	0	0	8	8	0.0	276	2	0
NG Selma Readiness Center/FMS 18		Army Guard	Selma	6	53,900	6	53,900	9	9	11.1	189	15	0
NG SMD Annex AFRC		Army Guard	Montgomery	1	47,108	1	47,108	1	1	8.5	0	0	0
NG Springville		Army Guard	Springville	4	27,417	4	27,417	6	6	5.8	59	0	0
NG Sylacauga		Army Guard	Sylacauga	4	18,488	4	18,488	5	5	3.0	84	0	0
NG Taylor Hardin Montgomery		Army Guard	Montgomery	2	42,585	2	42,585	11	11	7.7	104	3	0
NG Tom Beville Fayette		Army Guard	Fayette	2	33,117	2	33,117	20	20	6.5	111	0	0
NG TS Walter J Hanna Birmingham		Army Guard	Birmingham	3	39,151	3	39,151	5	5	8.5	80	0	0
NG Vernon		Army Guard	Vernon	1	19,227	1	19,227	10	10	4.0	57	1	0
NG Vincent		Army Guard	Vincent	1	11,725	1	11,725	7	7	2.2	69	0	0
NG Wendell K Taylor Brundidge		Army Guard	Brundidge	4	23,735	4	23,735	9	9	5.1	185	18	0
NG Wilburn B Fowler Arab		Army Guard	Arab	5	27,046	5	27,046	10	10	5.5	0	0	0
NG William A Hornsby Daleville		Army Guard	Daleville	2	22,112	2	22,112	12	12	5.5	25	0	0
NG William N Griffin Goodwater		Army Guard	Goodwater	2	20,498	2	20,498	10	10	4.0	55	0	0
* OTHER SITE(S) : 22				29	249,896	29	249,896	56	56	52.6	1,026	19	0
Alabama Total:				268	3,132,673	268	3,132,673	1,217	1,217	644.8	11,696	745	51

Alaska

New Bethel RC and OMS		Army Guard	Bethel	0	0	0	0	10	10	0.0	0	0	0
NG Alcantra Armory Complex		Army Guard	Palmer	7	28,031	7	28,031	360	360	11.5	30	0	0
NG Bethel AAOF		Army Guard	Bethel	1	23,396	1	23,396	11	11	70.1	0	0	0
NG Bethel Arm OMS		Army Guard	Bethel	5	21,057	5	21,057	21,252	21,252	17.3	25	8	0
NG Fairbanks Arm OMS		Army Guard	Fairbanks	3	34,925	3	34,925	5	5	16.4	205	4	0
NG Jewel Lake Armory		Army Guard	Anchorage	2	31,195	2	31,195	7	7	13.4	0	0	0
NG Juneau AAOF		Army Guard	Juneau	2	17,471	2	17,471	2	2	14.1	14	0	0
NG Juneau Armory		Army Guard	Juneau	0	0	0	0	5	5	0.0	0	0	0
NG Juneau Armory and FMS		Army Guard	Juneau	2	63,118	2	63,118	10	10	40.9	126	7	0
NG Kenai Armory		Army Guard	Kenai	1	13,210	1	13,210	5	5	5.8	30	0	0
NG Ketchikan Arm OMSS		Army Guard	Ketchikan	1	18,446	1	18,446	1	1	9.7	27	0	0
NG Kodiak Armory		Army Guard	Kodiak	2	9,626	2	9,626	64	64	5.4	21	0	0
NG Kotzebue AAOF		Army Guard	Kotzebue	1	13,068	1	13,068	2	2	16.2	0	0	0
NG Kotzebue Arm OMS		Army Guard	Kotzebue	2	30,625	2	30,625	3	3	25.8	3	0	0
NG Nome AAOF		Army Guard	Nome	2	17,647	2	17,647	4	4	23.7	0	0	0
NG Nome Armory OMS		Army Guard	Nome	3	19,332	3	19,332	1	1	16.4	13	13	0

* All Locations that do not meet criteria of at least five (5) Acres AND at least \$5M PRV.

State/Territories Army National Guard Base Structure Report - As of 30 Sept 2010

SITE	BRAC 2005	COMPONENT	NAME NEAREST CITY	BUILDINGS				STATE OWNED ACRES	TOTAL ACRES	PRV (\$M)	MIL	CIV	OTHER
				STATE OWNED		TOTAL							
				COUNT	SQFT	COUNT	SQFT						
NG Old CSMS		Army Guard	Anchorage	1	20,986	1	20,986	35	35	9.0	0	0	0
NG Sitka Armory		Army Guard	Sitka	1	15,305	1	15,305	5	5	8.4	15	0	0
NG Stewart River Training Area		Army Guard	Nome	0	0	0	0	24,160	24,160	0.0	0	0	0
NG Valdez Armory		Army Guard	Valdez	2	7,751	2	7,751	10	10	2.2	13	0	0
* OTHER SITE(S) : 14				17	20,784	17	20,784	2	6	15.4	27	0	0
Alaska Total:				55	405,973	55	405,973	45,955	45,959	321.7	549	32	0
Arizona													
NG Bellemont Armory		Army Guard	Bellemont	4	29,000	4	29,000	15	15	8.0	498	8	0
NG Casa Grande Armory		Army Guard	Casa Grande	2	13,526	2	13,526	5	5	3.6	146	0	0
NG Chandler Armory		Army Guard	Chandler	1	17,153	1	17,153	5	5	4.6	94	0	0
NG Gila Bend Aviation TS		Army Guard	Unknown	0	0	0	0		7	0.0	0	0	0
NG Glendale Armory		Army Guard	Glendale	5	25,377	5	25,377	2	2	5.1	83	0	0
NG Mesa Armory		Army Guard	Mesa	10	41,742	10	41,742	5	5	9.5	130	0	0
NG Nogales Armory		Army Guard	Nogales	2	11,040	2	11,040	5	5	2.5	1	0	0
NG Papago Park Military Reservation CSMS		Army Guard	Phoenix	3	96,439	3	96,439	32	32	27.0	550	16	0
NG Picacho Aviation TS		Army Guard	Picacho	2	6,158	2	6,158	320	320	13.1	0	0	0
NG Prescott Armory		Army Guard	Prescott	3	17,513	3	17,513	15	15	4.0	181	0	0
NG Project Challenge		Army Guard	Queen Creek	7	26,541	7	26,541	5	5	6.9	0	0	259
NG Roosevelt Armory		Army Guard	Phoenix	4	38,683	4	38,683	4	4	9.4	2	8	0
NG Safford Armory		Army Guard	Safford	5	15,996	5	15,996	9	9	4.6	51	2	0
NG Showlow Armory		Army Guard	Show Low	3	20,693	3	20,693		10	5.5	2	0	0
NG Silver Bell Army Heliport		Army Guard	Marana	19	471,268	19	471,268	161	726	137.1	1,226	198	421
NG Silverlake Armory		Army Guard	Tucson	6	44,074	6	44,074	6	6	11.3	220	0	0
NG Sunnyslope Armory		Army Guard	Phoenix	3	20,325	3	20,325	5	5	4.6	137	0	0
NG Valencia Readiness Center		Army Guard	Tucson	4	47,063	4	47,063	20	20	13.1	405	10	1
NG Yuma Readiness Center		Army Guard	Yuma	2	39,830	2	39,830		5	13.1	40	0	0
* OTHER SITE(S) : 9				12	54,594	12	54,594	12	14	20.0	189	0	12
Arizona Total:				97	1,037,016	97	1,037,016	627	1,217	302.8	3,955	242	693

Arkansas

Camp Joseph T Robinson		Army Guard	North Little Rock	291	2,039,679	291	2,039,679	32,868	32,868	528.0	3,916	433	817
NG Augusta		Army Guard	Augusta	3	13,336	3	13,336	5	5	2.2	41	1	0
NG Batesville		Army Guard	Batesville	2	12,482	2	12,482	5	5	2.3	92	3	0
NG Beebe		Army Guard	Beebe	2	10,623	2	10,623	5	5	2.0	47	0	0
NG Benton		Army Guard	Benton	1	34,000	1	34,000	11	11	7.1	129	1	0

* All Locations that do not meet criteria of at least five (5) Acres AND at least \$5M PRV.

State/Territories Army National Guard Base Structure Report - As of 30 Sept 2010

SITE	BRAC 2005	COMPONENT	NAME NEAREST CITY	BUILDINGS				STATE OWNED ACRES	TOTAL ACRES	PRV (\$M)	MIL	CIV	OTHER
				STATE OWNED		TOTAL							
				COUNT	SQFT	COUNT	SQFT						
NG Blytheville		Army Guard	Blytheville	3	14,980	3	14,980	5	5	3.0	62	0	0
NG Booneville		Army Guard	Booneville	3	23,688	3	23,688	5	5	4.5	93	2	0
NG Cabot Readiness Center		Army Guard	Cabot	0	0	0	0	10	10	0.0	0	0	0
NG Camden		Army Guard	Camden	2	17,812	2	17,812	5	5	3.5	44	0	0
NG Charleston		Army Guard	Charleston	2	12,250	2	12,250	5	5	2.4	0	0	0
NG Clarksville		Army Guard	Clarksville	2	19,111	2	19,111	5	5	3.6	77	2	0
NG Conway		Army Guard	Conway	3	23,331	3	23,331	5	5	4.4	192	4	0
NG Conway Readiness Center/FMS		Army Guard	Unknown	0	0	0	0	10	10	0.0	0	0	0
NG Crossett		Army Guard	Crossett	2	12,164	2	12,164	5	5	2.4	42	0	0
NG Dequeen		Army Guard	De Queen	3	17,164	3	17,164	8	8	2.7	62	0	0
NG Fayetteville		Army Guard	Fayetteville	3	31,441	3	31,441	10	10	6.7	216	1	0
NG Harrisburg		Army Guard	Harrisburg	2	13,602	2	13,602	5	5	2.4	52	0	0
NG Harrison		Army Guard	Harrison	4	15,185	4	15,185	5	5	3.4	169	0	0
NG Hazen		Army Guard	Hazen	2	48,960	2	48,960	1	1	10.0	91	15	0
NG Heber Springs		Army Guard	Heber Springs	4	18,286	4	18,286	9	9	3.4	90	0	0
NG Hope		Army Guard	Hope	2	18,539	2	18,539	5	5	3.5	67	1	0
NG Hot Springs		Army Guard	Hot Spgs Natl Park	1	16,394	1	16,394	5	5	3.4	76	0	0
NG Jonesboro		Army Guard	Jonesboro	2	50,554	2	50,554	4	4	10.5	290	21	0
NG Little Rock		Army Guard	Little Rock	2	47,806	2	47,806	5	5	9.5	245	4	3
NG Lonoke		Army Guard	Lonoke	2	12,418	2	12,418	8	8	2.3	74	0	0
NG Magnolia		Army Guard	Magnolia	3	28,334	3	28,334	5	5	4.8	77	1	0
NG Malvern		Army Guard	Malvern	4	24,079	4	24,079	8	8	5.2	179	13	0
NG Marshall		Army Guard	Marshall	3	14,624	3	14,624	5	5	3.2	63	0	0
NG Monticello		Army Guard	Monticello	2	17,758	2	17,758	8	8	3.3	95	0	0
NG Mountain Home		Army Guard	Mountain Home	3	14,162	3	14,162	7	7	2.9	88	0	0
NG Newport		Army Guard	Newport	2	13,897	2	13,897	5	5	2.7	82	1	0
NG North Little Rock		Army Guard	North Little Rock	1	41,825	1	41,825	5	5	8.6	232	3	0
NG Paragould		Army Guard	Paragould	3	14,208	3	14,208	5	5	2.6	124	0	0
NG Paris		Army Guard	Paris	2	15,551	2	15,551	6	6	3.1	46	0	0
NG Perryville		Army Guard	Perryville	2	14,668	2	14,668	8	8	2.5	45	0	0
NG Pine Bluff		Army Guard	Pine Bluff	4	27,305	4	27,305	12	12	5.7	132	3	0
NG Prescott		Army Guard	Prescott	3	17,610	3	17,610	7	7	3.2	68	1	0
NG Rogers		Army Guard	Rogers	2	17,336	2	17,336	5	5	3.3	169	0	0
NG Russellville		Army Guard	Russellville	4	38,026	4	38,026	13	13	7.5	202	14	0
NG Searcy		Army Guard	Searcy	5	34,848	5	34,848	3	3	8.3	124	10	0

* All Locations that do not meet criteria of at least five (5) Acres AND at least \$5M PRV.

State/Territories Army National Guard Base Structure Report - As of 30 Sept 2010

SITE	BRAC 2005	COMPONENT	NAME NEAREST CITY	BUILDINGS				STATE OWNED ACRES	TOTAL ACRES	PRV (\$M)	MIL	CIV	OTHER
				STATE OWNED		TOTAL							
				COUNT	SQFT	COUNT	SQFT						
NG Siloam Springs		Army Guard	Siloam Springs	3	13,509	3	13,509	5	5	2.4	91	0	0
NG Stuttgart		Army Guard	Stuttgart	4	25,552	4	25,552	15	15	4.9	54	1	0
NG Texarkana		Army Guard	Texarkana	2	13,064	2	13,064	5	5	2.5	68	0	0
NG Warren Readiness Center and OMS 5		Army Guard	Warren	5	44,181	5	44,181	27	27	24.6	108	8	0
NG West Helena		Army Guard	West Helena	2	16,357	2	16,357	5	5	3.3	67	1	0
* OTHER SITE(S) : 29				51	301,878	51	301,878	42	42	58.5	1,559	3	0
Arkansas Total:				453	3,272,577	453	3,272,577	33,216	33,216	786.0	9,840	547	820

California

ITC Camp San Luis Obispo		Army Guard	San Luis Obispo	287	1,126,473	287	1,126,473	4,263	4,263	313.6	548	47	418
NG Azusa Sierra Madre		Army Guard	Azusa	3	89,489	3	89,489	18	18	25.0	596	0	151
NG Bakersfield (Gateway)		Army Guard	Bakersfield	2	50,563	2	50,563	21	21	16.1	241	2	0
NG Bakersfield (P)		Army Guard	Bakersfield	4	20,294	4	20,294	3	3	5.9	152	8	2
NG Barstow		Army Guard	Barstow	3	19,998	3	19,998	5	5	6.0	142	18	1
NG Benicia		Army Guard	Benicia	3	18,369	3	18,369	5	5	5.4	85	0	1
NG Burbank		Army Guard	Burbank	3	36,412	3	36,412	4	4	9.8	267	15	0
NG Compton Parmalee		Army Guard	Compton	5	25,700	5	25,700	5	5	6.2	0	0	0
NG El Centro		Army Guard	El Centro	6	21,315	6	21,315	3	3	6.0	77	3	0
NG Eureka		Army Guard	Eureka	3	26,059	3	26,059	4	4	7.1	114	7	0
NG Fairfield		Army Guard	Fairfield	1	39,063	1	39,063	5	5	11.8	136	0	0
NG Folsom		Army Guard	Folsom	0	0	0	0	15	15	0.0	0	0	0
NG Fresno AVCRAD Dakota		Army Guard	Fresno	6	115,784	6	115,784	48	48	40.0	432	28	12
NG Fresno Chance		Army Guard	Fresno	4	49,770	4	49,770	2	2	12.6	116	0	10
NG Glendale		Army Guard	Glendale	3	32,216	3	32,216	2	2	8.0	197	0	0
NG Inglewood		Army Guard	Inglewood	4	35,116	4	35,116	4	4	9.1	216	9	0
NG Lakeport		Army Guard	Lakeport	1	23,654	1	23,654	7	7	6.3	54	0	0
NG Lodi		Army Guard	Lodi	2	23,195	2	23,195	2	2	5.3	54	0	0
NG Long Beach (Redondo)		Army Guard	Long Beach	3	82,089	3	82,089	20	20	22.5	596	4	0
NG Long Beach 7th		Army Guard	Long Beach	2	20,948	2	20,948	1	1	5.2	85	0	0
NG Long Beach CSMS Stearns		Army Guard	Long Beach	7	57,182	7	57,182	5	5	17.9	0	72	6
NG Los Angeles		Army Guard	Los Angeles	2	40,566	2	40,566	2	2	10.7	279	10	0
NG Manhattan Beach		Army Guard	Manhattan Beach	3	24,583	3	24,583	4	4	5.6	123	10	0
NG Merced		Army Guard	Merced	1	10,105	1	10,105	5	5	2.7	1	0	5
NG Modesto		Army Guard	Modesto	3	20,870	3	20,870	2	2	5.2	93	7	0
NG Mount Shasta		Army Guard	Mount Shasta	1	10,105	1	10,105	5	5	3.2	38	0	0

* All Locations that do not meet criteria of at least five (5) Acres AND at least \$5M PRV.

State/Territories Army National Guard Base Structure Report - As of 30 Sept 2010

SITE	BRAC 2005	COMPONENT	NAME NEAREST CITY	BUILDINGS				STATE OWNED ACRES	TOTAL ACRES	PRV (\$M)	MIL	CIV	OTHER
				STATE OWNED		TOTAL							
				COUNT	SQFT	COUNT	SQFT						
NG National City		Army Guard	National City	4	25,853	4	25,853	4	4	6.2	257	0	6
NG Ontario		Army Guard	Ontario	3	31,837	3	31,837	3	3	10.1	252	20	1
NG Pittsburg		Army Guard	Pittsburg	3	19,065	3	19,065	2	2	6.0	157	0	0
NG Porterville		Army Guard	Porterville	2	12,709	2	12,709	5	5	3.3	43	0	1
NG Red Bluff		Army Guard	Red Bluff	3	17,386	3	17,386	3	3	5.2	71	9	0
NG Richmond		Army Guard	Richmond	3	37,588	3	37,588	2	2	10.2	94	0	8
NG Roseville		Army Guard	Roseville	3	50,745	3	50,745	5	5	13.5	199	15	3
NG Sacramento (B)		Army Guard	Sacramento	5	41,596	5	41,596	3	3	8.0	4	0	0
NG Sacramento 58th		Army Guard	Sacramento	4	35,789	4	35,789	6	6	9.8	178	0	0
NG Sacramento JFHQ		Army Guard	Sacramento	0	0	0	0	8	8	28.7	1,117	429	242
NG Sacramento JFHQ Annex		Army Guard	Mather Afb	0	0	0	0			7.2	51	44	29
NG Sacramento Meadowview		Army Guard	Sacramento	2	40,379	2	40,379	9	9	12.2	298	0	0
NG San Bernardino		Army Guard	San Bernardino	1	15,294	1	15,294	2	2	5.0	54	0	0
NG San Diego		Army Guard	San Diego	7	84,918	7	84,918	18	18	22.0	627	27	3
NG San Francisco		Army Guard	San Francisco	4	61,632	4	61,632	8	8	12.0	275	0	0
NG San Jose Hedding		Army Guard	San Jose	4	52,676	4	52,676	6	6	13.6	183	18	1
NG San Jose Malech		Army Guard	Morgan Hill	0	0	0	0	6	6	0.0	0	0	0
NG San Lorenzo		Army Guard	San Lorenzo	4	15,939	4	15,939	2	2	5.1	59	0	0
NG San Mateo		Army Guard	San Mateo	4	21,019	4	21,019	2	2	5.3	88	0	1
NG San Rafael		Army Guard	San Rafael	2	25,888	2	25,888	4	4	7.3	39	0	0
NG Santa Barbara		Army Guard	Santa Barbara	4	35,737	4	35,737	3	3	11.0	70	15	0
NG Santa Cruz		Army Guard	Santa Cruz	1	11,710	1	11,710	130	130	3.6	51	0	0
NG Santa Maria		Army Guard	Santa Maria	2	21,347	2	21,347	1	1	5.9	49	1	0
NG Santa Rosa		Army Guard	Santa Rosa	5	27,360	5	27,360	5	5	6.8	191	10	0
NG Stockton AASF		Army Guard	Stockton	1	38,754	1	38,754	15	15	26.6	56	83	0
NG Stockton Armory		Army Guard	Stockton	2	50,340	2	50,340	10	10	12.5	520	0	3
NG Stockton FMS/CSMS		Army Guard	Stockton	7	69,869	7	69,869	28	28	22.6	0	85	6
NG Sylmar		Army Guard	San Fernando	2	13,959	2	13,959	6	6	3.4	73	0	0
NG TS Oakdale		Army Guard	Oakdale	0	0	0	0		192	0.0	0	0	0
NG TS Sloughouse		Army Guard	Sloughouse	0	0	0	0		2,138	0.6	0	0	0
NG Turlock		Army Guard	Turlock	2	13,959	2	13,959	5	5	3.4	89	0	0
NG Ventura		Army Guard	Ventura	2	23,847	2	23,847	5	5	6.1	47	0	0
NG Visalia		Army Guard	Visalia	2	14,747	2	14,747	5	5	4.0	138	0	3
* OTHER SITE(S) : 62				100	654,479	100	654,479	121	121	178.7	2,740	43	52
California Total:				550	3,586,339	550	3,586,339	4,894	7,223	1,043.0	12,712	1,039	965

* All Locations that do not meet criteria of at least five (5) Acres AND at least \$5M PRV.

State/Territories Army National Guard Base Structure Report - As of 30 Sept 2010

SITE	BRAC 2005	COMPONENT	NAME NEAREST CITY	BUILDINGS				STATE OWNED ACRES	TOTAL ACRES	PRV (\$M)	MIL	CIV	OTHER
				STATE OWNED		TOTAL							
				COUNT	SQFT	COUNT	SQFT						
Colorado													
Fort Lupton		Army Guard	Fort Lupton	0	0	0	0	25	25	0.0	0	0	0
NG Aurora		Army Guard	Aurora	2	47,115	2	47,115		6	11.5	184	11	2
NG Boulder		Army Guard	Boulder	4	23,426	4	23,426	9	9	6.0	170	3	0
NG Buckley AFB		Army Guard	Aurora	0	0	0	0		16	2.8	1,126	165	14
NG Centennial		Army Guard	Englewood	3	92,011	3	92,011	8	8	22.8	349	102	77
NG Colorado Springs 3		Army Guard	Colorado Spgs	0	0	0	0			8.7	313	2	0
NG Denver 1		Army Guard	Denver	5	79,060	5	79,060		10	18.2	344	10	1
NG Durango		Army Guard	Durango	2	18,524	2	18,524	5	5	4.6	46	0	0
NG Fort Carson State Land		Army Guard	Colorado Spgs	7	11,560	7	11,560	13	13	2.2	0	0	0
NG Fort Collins		Army Guard	Fort Collins	3	16,409	3	16,409	5	5	3.7	131	0	0
NG Golden		Army Guard	Golden	6	57,182	6	57,182	5	5	9.2	0	11	0
NG Grand Junction-DHS		Army Guard	Grand Junction	0	0	0	0		18	8.5	0	0	0
NG Gypsum (HAATS)		Army Guard	Gypsum	1	23,001	1	23,001		18	9.6	65	4	0
NG Montrose		Army Guard	Montrose	1	25,010	1	25,010	26	26	6.2	56	0	0
NG Pueblo		Army Guard	Pueblo	1	20,572	1	20,572	5	5	4.1	126	0	0
NG Watkins		Army Guard	Watkins	5	59,865	5	59,865		11	14.5	276	10	0
* OTHER SITE(S) : 17				8	85,949	8	85,949	14	16	27.0	860	64	1
Colorado Total:				48	559,684	48	559,684	114	195	159.4	4,046	382	95
Connecticut													
NG AVCRAD Groton		Army Guard	Groton	14	191,610	14	191,610	24	24	67.3	401	98	2
NG Branford Armory OMS 11		Army Guard	Branford	4	48,690	4	48,690	4	4	13.0	79	0	55
NG Bristol Armory		Army Guard	Bristol	1	40,986	1	40,986	1	1	10.4	0	0	0
NG Camp Hartell		Army Guard	Windsor Locks	42	141,261	42	141,261	59	59	40.1	126	48	3
NG Camp Rell		Army Guard	Niantic	52	248,563	52	248,563	82	82	87.1	493	15	12
NG East Haven Rifle Range		Army Guard	East Haven	7	4,233	7	4,233	121	121	3.3	0	0	0
NG Enfield Armory		Army Guard	Enfield	1	17,966	1	17,966	9	9	4.6	84	0	1
NG Hartford Armory OMS 8A		Army Guard	Hartford	5	209,749	5	209,749	6	6	55.6	566	144	66
NG Manchester Armory OMS 7		Army Guard	Simsbury	4	75,559	4	75,559	2	2	20.6	133	2	1
NG Naugatuck Armory OMS 5		Army Guard	Naugatuck	4	19,256	4	19,256	4	4	5.5	80	0	1
NG New Britain Armory		Army Guard	New Britain	1	26,995	1	26,995	8	8	6.5	211	0	59
NG New Haven Armory		Army Guard	New Haven	1	155,405	1	155,405	3	3	40.0	0	0	0
NG New London Armory		Army Guard	New London	1	38,175	1	38,175	8	8	10.3	188	6	1
NG Newington		Army Guard	Newington	1	7,800	1	7,800			8.4	9	1	0

* All Locations that do not meet criteria of at least five (5) Acres AND at least \$5M PRV.

State/Territories Army National Guard Base Structure Report - As of 30 Sept 2010

SITE	BRAC 2005	COMPONENT	NAME NEAREST CITY	BUILDINGS				STATE OWNED ACRES	TOTAL ACRES	PRV (\$M)	MIL	CIV	OTHER
				STATE OWNED		TOTAL							
				COUNT	SQFT	COUNT	SQFT						
NG Newtown Military Reservation		Army Guard	Newtown	2	6,671	2	6,671	95	95	1.8	8	0	42
NG Norwalk Armory		Army Guard	Norwalk	2	31,966	2	31,966	11	11	8.8	134	2	1
NG Norwich Armory OMS 10		Army Guard	Norwich	4	50,073	4	50,073	11	11	13.6	133	0	2
NG Southington Armory OMS 2		Army Guard	Southington	5	42,245	5	42,245	10	10	10.2	127	0	1
NG Stratford Armory OMS 9		Army Guard	Stratford	2	46,114	2	46,114	10	10	11.8	356	1	1
NG Waterbury Armory		Army Guard	Waterbury	1	108,252	1	108,252	1	1	27.5	222	9	1
Stones Ranch Military Reservation		Army Guard	East Lyme	25	124,104	25	124,104	1,862	1,862	49.4	133	6	16
* OTHER SITE(S) : 4				5	49,867	5	49,867	14	14	13.1	165	0	0
Connecticut Total:				184	1,685,540	184	1,685,540	2,345	2,345	508.8	3,648	332	265
<u>Delaware</u>													
NG 1401 Armory		Army Guard	Wilmington	2	48,253	2	48,253	7	7	11.2	260	1	3
NG Bethany Beach TS		Army Guard	Bethany Beach	83	129,504	83	129,504	105	105	34.1	58	5	5
NG Charles Corbit Armory		Army Guard	Harrington	2	26,971	2	26,971	3	3	5.5	0	0	0
NG Dagsboro		Army Guard	Dagsboro	6	82,778	6	82,778	9	9	19.8	135	10	0
NG Duncan Armory AASF		Army Guard	New Castle	8	72,909	8	72,909	13	13	21.8	205	72	1
NG Georgetown		Army Guard	Georgetown	2	24,537	2	24,537	4	4	5.6	122	0	6
NG Gov Bacon Health Ctr		Army Guard	Delaware City	2	28,651	2	28,651	6	6	6.6	223	0	0
NG Pigman Armory		Army Guard	Seaford	4	23,755	4	23,755	3	3	5.5	122	0	0
NG Seaford Readiness Center (Old)		Army Guard	Seaford	6	20,405	6	20,405	14	14	5.9	0	12	0
NG Smyrna Readiness Center		Army Guard	Smyrna	2	126,538	2	126,538	14	14	24.7	161	0	0
NG Stern Armory		Army Guard	Wilmington	5	30,193	5	30,193	4	4	7.6	82	10	0
NG Wilmington		Army Guard	Wilmington	2	79,588	2	79,588	15	15	18.8	258	47	47
* OTHER SITE(S) : 2				8	41,246	8	41,246	7	7	8.8	194	1	0
Delaware Total:				132	735,328	132	735,328	204	204	175.9	1,820	158	62
<u>District of Columbia</u>													
NG D.C. Armory		Army Guard	Washington, Dc	3	590,703	3	590,703	10	10	141.8	1,232	171	138
NG NAS Anacostia		Army Guard	Washington, Dc	0	0	0	0			0.0	293	29	0
District of Columbia Total:				3	590,703	3	590,703	10	10	141.8	1,525	200	138
<u>Florida</u>													
Gainesville Alachua County		Army Guard	Gainesville	0	0	0	0	27	27	0.0	0	0	0
Immokalee Collier County		Army Guard	Immokalee	0	0	0	0	26	26	0.0	0	0	0
MTC Camp Blanding		Army Guard	Starke	552	1,538,105	552	1,538,105	78,482	78,482	661.7	2,272	110	299
NE Florida Timberlands		Army Guard	Keystone Hts	0	0	0	0	8,737	8,737	0.0	0	0	0

* All Locations that do not meet criteria of at least five (5) Acres AND at least \$5M PRV.

State/Territories Army National Guard Base Structure Report - As of 30 Sept 2010

SITE	BRAC 2005	COMPONENT	NAME NEAREST CITY	BUILDINGS				STATE OWNED ACRES	TOTAL ACRES	PRV (\$M)	MIL	CIV	OTHER
				STATE OWNED		TOTAL							
				COUNT	SQFT	COUNT	SQFT						
NG Arcadia Readiness Center		Army Guard	Arcadia	4	14,116	4	14,116	10	10	2.9	77	0	0
NG Avon Park (Ranges)		Army Guard	Avon Park	0	0	0	0		41	0.0	0	0	0
NG Avon Park (UTES)		Army Guard	Avon Park	0	0	0	0		15	0.0	0	11	0
NG Avon Park Readiness Center		Army Guard	Avon Park	4	14,551	4	14,551	10	10	3.0	77	0	0
NG Bartow Readiness Center		Army Guard	Bartow	1	15,088	1	15,088	10	10	3.3	97	0	0
NG Bonifay Readiness Center		Army Guard	Bonifay	8	19,139	8	19,139	7	7	5.1	75	7	0
NG Bradenton Readiness Center		Army Guard	Bradenton	7	49,296	7	49,296	7	7	8.0	128	1	0
NG Brooksville RC, AASF #2, C23		Army Guard	Spring Hill	5	107,752	5	107,752	19	19	30.0	95	0	3
NG Crystal River Readiness Center		Army Guard	Crystal River	6	32,106	6	32,106	18	18	7.8	159	4	0
NG Deland Readiness Center		Army Guard	Deland	4	26,373	4	26,373	3	3	5.1	133	3	0
NG Eglin AFB Fort Walton Beach		Army Guard	Eglin A F B	0	0	0	0		4,367	0.7	46	0	20
NG Fort Lauderdale Readiness Center		Army Guard	Fort Lauderdale	6	24,722	6	24,722	6	6	7.3	324	0	0
NG Fort Myers Readiness Center		Army Guard	Ft Myers	5	30,782	5	30,782	4	4	5.6	68	1	0
NG Fort Pierce Readiness Center		Army Guard	Ft Pierce	3	28,289	3	28,289	5	5	4.9	124	0	0
NG Gainesville/Alachua Lease		Army Guard	Gainesville	0	0	0	0		5	3.3	149	0	0
NG Haines City Readiness Center		Army Guard	Haines City	5	26,605	5	26,605	8	8	6.2	56	27	0
NG Jacksonville, Cecil Field AASF 1		Army Guard	Jacksonville	10	224,356	10	224,356	7	7	61.2	493	68	10
NG Jacksonville, Snyder RC		Army Guard	Jacksonville	4	40,175	4	40,175	25	25	8.3	232	14	0
NG Lake City Readiness Center		Army Guard	Lake City	5	24,332	5	24,332	7	7	5.6	75	8	0
NG Lake Wales Readiness Center		Army Guard	Lake Wales	2	20,569	2	20,569	7	7	4.6	194	0	0
NG Lakeland Readiness Center		Army Guard	Lakeland	1	20,162	1	20,162	10	10	4.2	60	2	0
NG Live Oak Readiness Center		Army Guard	Live Oak	4	16,071	4	16,071	9	9	3.3	210	1	0
NG Marianna Readiness Center		Army Guard	Marianna	4	19,996	4	19,996	5	5	6.9	173	1	0
NG Miami Readiness Center		Army Guard	Miami-Dade	4	53,693	4	53,693	6	6	12.7	648	14	0
NG Ocala Readiness Center		Army Guard	Ocala	3	23,076	3	23,076	10	10	5.5	227	0	0
NG Orlando Readiness Center		Army Guard	Orlando	3	33,049	3	33,049	5	5	7.1	358	1	0
NG Palmetto Readiness Center		Army Guard	Palmetto	3	34,763	3	34,763	5	5	6.7	67	1	0
NG Panama City Readiness Center		Army Guard	Panama City	2	28,911	2	28,911	5	5	6.3	135	0	0
NG Pensacola (Ellyson Field)		Army Guard	Pensacola	6	47,384	6	47,384		11	10.4	224	6	0
NG Pinellas Co. Clearwater Hangar (CST)		Army Guard	Clearwater	0	0	0	0			5.3	0	0	0
NG Plant City Readiness Center		Army Guard	Plant City	5	29,310	5	29,310	13	13	7.4	181	5	0
NG Quincy Readiness Center		Army Guard	Quincy	3	29,669	3	29,669	15	15	7.5	174	0	0
NG Sarasota Readiness Center		Army Guard	Sarasota	4	27,240	4	27,240	3	3	6.2	132	9	0
NG St Augustine, Ensslin Readiness Center		Army Guard	St. Augustine	6	90,199	6	90,199	18	18	20.5	1,092	241	443
NG St Augustine, St Francis Barracks		Army Guard	St. Augustine	15	81,575	15	81,575	7	7	16.0	0	0	0

* All Locations that do not meet criteria of at least five (5) Acres AND at least \$5M PRV.

**State/Territories Army National Guard
Base Structure Report - As of 30 Sept 2010**

SITE	BRAC 2005	COMPONENT	NAME NEAREST CITY	BUILDINGS				STATE OWNED ACRES	TOTAL ACRES	PRV (\$M)	MIL	CIV	OTHER
				STATE OWNED		TOTAL							
				COUNT	SQFT	COUNT	SQFT						
NG St Petersburg Readiness Center		Army Guard	St. Petersburg	5	31,677	5	31,677	6	6	7.1	170	1	0
NG Starke Readiness Center		Army Guard	Starke	4	29,735	4	29,735	12	12	6.4	177	1	0
NG Tallahassee Readiness Center		Army Guard	Tallahassee	7	42,666	7	42,666	19	19	10.9	297	7	0
NG Tampa Readiness Center		Army Guard	Tampa	6	111,642	6	111,642	11	11	27.5	96	16	0
NG Tavares, FMS #5		Army Guard	Tavares	4	9,124	4	9,124	10	10	2.2	0	14	0
NG TS Eureka Lock (Barge Canal)		Army Guard	Palatka	0	0	0	0		124	0.0	0	0	0
NG Wauchula Readiness Center		Army Guard	Wauchula	2	26,532	2	26,532	9	9	5.7	91	0	0
NG West Palm Beach, Calloway, FMS 15		Army Guard	West Palm Beach	4	65,859	4	65,859	19	19	14.2	311	9	0
* OTHER SITE(S) : 24				32	204,278	32	204,278	33	37	52.4	1,257	90	0
Florida Total:				758	3,292,967	758	3,292,967	87,654	92,221	1,087.3	10,954	673	775

Georgia

NG Albany		Army Guard	Albany	9	30,332	9	30,332	3	3	5.4	126	8	0
NG Americus		Army Guard	Americus	4	16,524	4	16,524	11	11	10.7	83	3	0
NG Atlanta - Confederate Ave		Army Guard	Atlanta	15	240,575	15	240,575	74	74	51.7	13	161	663
NG Augusta		Army Guard	Augusta	6	50,644	6	50,644	12	12	10.0	349	14	0
NG Barnesville		Army Guard	Barnesville	1	0	1	0	26	26	14.4	0	0	0
NG Brunswick		Army Guard	Brunswick	7	34,808	7	34,808	7	7	6.7	91	0	0
NG Calhoun		Army Guard	Calhoun	5	23,031	5	23,031	43	43	5.2	141	13	0
NG Canton		Army Guard	Canton	4	17,708	4	17,708	7	7	3.4	79	0	0
NG Columbus		Army Guard	Columbus	5	44,519	5	44,519	7	7	10.7	181	8	0
NG Decatur		Army Guard	Decatur	6	25,332	6	25,332	6	6	5.1	140	0	0
NG Dublin		Army Guard	Dublin	5	29,331	5	29,331	10	10	6.3	121	14	0
NG Elberton		Army Guard	Elberton	5	22,699	5	22,699	6	6	4.1	99	5	0
NG Forsyth		Army Guard	Forsyth	4	24,670	4	24,670	7	7	4.3	160	8	0
NG Forsyth-Dlog		Army Guard	Forsyth	2	2,788	2	2,788	5	5	0.5	0	0	0
NG Gainesville		Army Guard	Gainesville	3	16,249	3	16,249	5	5	2.8	134	1	0
NG Glennville		Army Guard	Glennville	3	16,919	3	16,919	5	5	3.0	21	1	0
NG Henry D Russell Armory		Army Guard	Macon	5	29,744	5	29,744	6	6	5.3	61	0	0
NG Hinesville		Army Guard	Hinesville	5	28,973	5	28,973	7	7	5.3	157	0	0
NG Jackson OMS 15		Army Guard	Jackson	3	14,546	3	14,546	9	9	3.1	0	0	0
NG Kennesaw		Army Guard	Kennesaw	7	41,185	7	41,185	14	14	8.5	532	4	0
NG Lagrange		Army Guard	La Grange	3	16,295	3	16,295	27	27	3.0	120	0	0
NG Lawrenceville		Army Guard	Lawrenceville	4	20,919	4	20,919	6	6	3.9	132	0	0
NG Macon RTI		Army Guard	Macon	27	60,905	27	60,905	33	33	14.6	223	9	8

* All Locations that do not meet criteria of at least five (5) Acres AND at least \$5M PRV.

State/Territories Army National Guard Base Structure Report - As of 30 Sept 2010

SITE	BRAC 2005	COMPONENT	NAME NEAREST CITY	BUILDINGS				STATE OWNED ACRES	TOTAL ACRES	PRV (\$M)	MIL	CIV	OTHER
				STATE OWNED		TOTAL							
				COUNT	SQFT	COUNT	SQFT						
NG Marietta		Army Guard	Marietta	6	17,354	6	17,354	6	6	3.5	126	0	0
NG Metter		Army Guard	Metter	3	27,447	3	27,447	12	12	5.2	63	0	0
NG Milledgeville		Army Guard	Milledgeville	5	24,051	5	24,051	11	11	4.6	79	0	0
NG Montezuma		Army Guard	Montezuma	3	16,375	3	16,375	5	5	3.2	61	1	0
NG Oglethorpe Armory		Army Guard	Lawrenceville	1	84,931	1	84,931	65	65	17.7	253	0	12
NG Rome		Army Guard	Rome	5	25,455	5	25,455	181	181	4.1	170	0	0
NG Savannah		Army Guard	Savannah	8	78,627	8	78,627	27	27	15.3	381	5	0
NG South Cobb Drive		Army Guard	Marietta	0	0	0	0		6	0.0	0	0	0
NG Springfield		Army Guard	Springfield	2	12,711	2	12,711	6	6	2.3	98	0	0
NG Statesboro		Army Guard	Statesboro	3	8,730	3	8,730	11	11	1.5	0	0	0
NG Swainsboro		Army Guard	Swainsboro	4	21,313	4	21,313	5	5	3.2	104	0	0
NG Tifton		Army Guard	Tifton	4	18,257	4	18,257	8	8	20.3	82	3	0
NG Washington		Army Guard	Washington	8	24,374	8	24,374	5	5	5.3	153	8	0
NG Waycross		Army Guard	Waycross	4	32,442	4	32,442	7	7	5.9	0	0	0
NG Winder Brw Arpt		Army Guard	Winder	8	51,484	8	51,484	33	34	11.3	146	38	7
NG Winder-Downtown		Army Guard	Winder	6	40,175	6	40,175	7	7	7.0	349	3	0
* OTHER SITE(S) : 46				95	484,996	95	484,996	87	91	100.1	2,806	31	0
Georgia Total:				303	1,777,418	303	1,777,418	811	822	398.5	7,834	338	690
Hawaii													
NG Fort Ruger		Army Guard	Honolulu	28	194,470	28	194,470	337	337	100.6	98	13	176
NG Hanapepe		Army Guard	Hanapepe	5	27,671	5	27,671	5	5	14.7	67	1	1
NG Hilo AASF 2		Army Guard	Hilo	4	73,462	4	73,462	20	20	63.6	6	22	1
NG Kapaa		Army Guard	Kapaa	3	14,076	3	14,076	3	3	7.1	29	0	9
NG Keaau		Army Guard	Keaau	3	12,513	3	12,513	3	3	8.7	0	0	5
NG Kealakekua		Army Guard	Kealakekua	4	19,645	4	19,645	4	4	8.3	36	0	4
NG Pearl City		Army Guard	Pearl City	2	67,466	2	67,466	3	3	13.9	297	0	1
NG Pu'Unene		Army Guard	Kihei	3	30,964	3	30,964	30	30	18.6	143	1	4
NG TS Keaukaha Mil Res		Army Guard	Hilo	27	148,183	27	148,183	509	509	74.9	262	27	17
NG TS Kekaha WETS LTA		Army Guard	Kekaha	1	117	1	117	68	68	0.6	0	0	0
NG TS Ukumehame Range		Army Guard	Lahaina	0	0	0	0	39	39	1.6	0	0	0
NG Wahiawa		Army Guard	Wahiawa	5	64,836	5	64,836	4	4	32.7	413	8	2
* OTHER SITE(S) : 2				4	7,504	4	7,504	3	3	4.7	0	0	2
Hawaii Total:				89	660,907	89	660,907	1,028	1,028	350.1	1,351	72	222

* All Locations that do not meet criteria of at least five (5) Acres AND at least \$5M PRV.

**State/Territories Army National Guard
Base Structure Report - As of 30 Sept 2010**

SITE	BRAC 2005	COMPONENT	NAME NEAREST CITY	BUILDINGS				STATE OWNED ACRES	TOTAL ACRES	PRV (\$M)	MIL	CIV	OTHER
				STATE OWNED		TOTAL							
				COUNT	SQFT	COUNT	SQFT						
Idaho													
NG Arco AEC TS Blackfoot		Army Guard	Blackfoot	0	0	0	0	31,696	31,696	0.2	0	0	0
NG Blackfoot Armory		Army Guard	Blackfoot	3	10,338	3	10,338	5	5	2.5	60	0	0
NG Buhl TS		Army Guard	Buhl	0	0	0	0	160	160	0.1	0	0	0
NG Burley Armory		Army Guard	Burley	2	14,528	2	14,528	6	6	3.6	42	0	0
NG Caldwell Armory		Army Guard	Caldwell	2	21,024	2	21,024	5	5	5.0	137	0	0
NG Caldwell FMS2		Army Guard	Caldwell	6	23,950	6	23,950	5	5	4.6	0	6	0
NG Driggs Armory		Army Guard	Driggs	2	8,963	2	8,963	5	5	2.4	15	0	0
NG GF Aviation Armory (500)		Army Guard	Boise	3	62,980	3	62,980		5	11.6	0	0	0
NG GF Bennett Building (600)		Army Guard	Boise	1	47,141	1	47,141		6	10.9	0	0	0
NG Gooding Armory		Army Guard	Gooding	3	10,076	3	10,076	5	5	2.6	30	0	0
NG Gooding TS		Army Guard	Gooding	0	0	0	0	11,274	11,274	0.0	0	0	0
NG Gowen Field Boise		Army Guard	Boise	0	0	0	0		211	2.2	2,401	493	267
NG Hailey TS		Army Guard	Hailey	0	0	0	0	962	962	0.0	0	0	0
NG Idaho Falls Armory FMS 6		Army Guard	Idaho Falls	6	30,554	6	30,554	4	4	7.1	136	6	1
NG Kelly Canyon TS Rigby		Army Guard	Rigby	0	0	0	0	3,840	3,840	0.0	0	0	0
NG Kimama TS Rupert		Army Guard	Rupert	3	1,652	3	1,652	23,549	23,549	1.4	0	0	0
NG Lewiston Armory FMS 1		Army Guard	Lewiston	3	21,352	3	21,352	8	8	6.2	128	7	1
NG Orchard Mates Boise		Army Guard	Boise	13	135,746	13	135,746		178	49.9	0	0	0
NG Orofino Armory		Army Guard	Orofino	3	8,912	3	8,912	5	5	2.1	30	0	0
NG Pocatello Armory FMS 5		Army Guard	Pocatello	6	38,381	6	38,381	11	11	10.3	152	6	0
NG Pocatello TS		Army Guard	Pocatello	0	0	0	0	240	361	0.3	0	0	0
NG Post Falls Armory FMS S1		Army Guard	Post Falls	3	44,292	3	44,292	8	8	12.2	262	7	0
NG Preston Armory		Army Guard	Preston	3	11,328	3	11,328	5	5	2.8	51	0	32
NG Rigby Armory		Army Guard	Rigby	3	9,224	3	9,224	5	5	2.3	0	0	0
NG St Anthony TS		Army Guard	St. Anthony	0	0	0	0	3,360	3,360	0.2	0	0	0
NG Twin Falls Armory		Army Guard	Twin Falls	5	21,782	5	21,782	5	5	5.0	134	0	0
NG Twin Falls TS		Army Guard	Twin Falls	0	0	0	0	320	320	0.2	0	0	0
Orchard Range TS Boise		Army Guard	Boise	36	20,112	36	20,112	138,551	138,551	10.9	0	0	0
* OTHER SITE(S) : 14				27	118,189	27	118,189	30	30	30.1	409	5	0
Idaho Total:				133	660,524	133	660,524	214,064	214,585	186.7	3,987	530	301
Illinois													
Marseilles (MTA Training Area)		Army Guard	Marseilles	35	203,422	35	203,422	2,814	2,814	77.1	300	17	98
NG Aurora Armory		Army Guard	Aurora	2	28,980	2	28,980		1	7.5	86	0	1

* All Locations that do not meet criteria of at least five (5) Acres AND at least \$5M PRV.

State/Territories Army National Guard Base Structure Report - As of 30 Sept 2010

SITE	BRAC 2005	COMPONENT	NAME NEAREST CITY	BUILDINGS				STATE OWNED ACRES	TOTAL ACRES	PRV (\$M)	MIL	CIV	OTHER
				STATE OWNED		TOTAL							
				COUNT	SQFT	COUNT	SQFT						
NG Bartonville (Peoria JAFRC)		Army Guard	Peoria	3	111,543	3	111,543	27	27	29.9	468	20	1
NG Beardstown Armory		Army Guard	Beardstown	1	18,332	1	18,332	9	9	5.4	59	0	8
NG Bloomington Armory FMS 16		Army Guard	Bloomington	4	64,037	4	64,037	11	11	15.1	174	10	0
NG Cairo Armory		Army Guard	Cairo	1	35,222	1	35,222	2	2	9.6	94	0	0
NG Carbondale Armory FMS 08		Army Guard	Carbondale	4	51,155	4	51,155	2	2	11.3	65	18	0
NG Champaign Armory		Army Guard	Champaign	1	28,899	1	28,899	1	1	7.4	93	0	0
NG Chicago (Calumet Ave Armory)		Army Guard	Chicago	1	145,152	1	145,152	5	5	33.0	316	0	2
NG Chicago (Midway Armory AASF#2)		Army Guard	Chicago	3	86,204	3	86,204	4	4	29.8	182	33	2
NG Chicago (Northwest Armory)		Army Guard	Chicago	1	204,256	1	204,256	3	3	51.1	353	0	2
NG Chicago, Jones Armory FMS 14		Army Guard	Chicago	1	294,720	1	294,720	6	6	75.1	340	14	2
NG Crestwood Armory FMS 02		Army Guard	Robbins	1	115,590	1	115,590	18	18	33.5	398	23	2
NG Danville Armory		Army Guard	Danville	1	24,500	1	24,500	10	10	6.8	62	0	0
NG Decatur AASF#1		Army Guard	Decatur	5	56,666	5	56,666	10	10	25.8	12	54	1
NG Decatur Armory FMS 04		Army Guard	Decatur	3	49,757	3	49,757	12	12	15.1	339	15	1
NG Delavin Armory		Army Guard	Delavan	1	28,784	1	28,784	2	2	7.7	55	0	0
NG Dixon Armory		Army Guard	Dixon	2	29,295	2	29,295	1	1	7.8	80	0	0
NG East St Louis Armory FMS 15		Army Guard	Centreville	5	75,728	5	75,728	8	8	16.8	216	16	2
NG Effingham Armory		Army Guard	Effingham	1	22,050	1	22,050	3	3	6.1	137	0	0
NG Elgin Armory		Army Guard	Elgin	1	31,268	1	31,268	1	1	8.6	138	0	0
NG Freeport Armory		Army Guard	Freeport	2	25,461	2	25,461	4	4	6.9	177	0	0
NG Galva Armory		Army Guard	Galva	1	32,864	1	32,864	6	6	9.2	97	0	0
NG Joliet Armory FMS 12		Army Guard	Joliet	3	51,418	3	51,418	5	5	14.6	174	13	0
NG Kankakee (Cpt Stefanich JAFRC)		Army Guard	Kankakee	2	41,188	2	41,188	11	11	11.4	268	2	0
NG Kewanee Armory FMS 07		Army Guard	Kewanee	3	53,659	3	53,659	4	4	14.2	142	12	0
NG Lawrenceville Armory		Army Guard	Lawrenceville	1	28,808	1	28,808	2	2	7.7	129	0	0
NG Lincoln Youth Challenge		Army Guard	Rantoul	4	206,203	4	206,203			65.0	7	9	320
NG Litchfield Armory		Army Guard	Litchfield	1	19,557	1	19,557	3	3	5.4	137	0	0
NG Machesney Park Armory FMS 13		Army Guard	Machesney Park	3	49,064	3	49,064	12	12	13.9	350	24	0
NG Macomb Armory FMS 19A		Army Guard	Macomb	3	56,077	3	56,077	7	7	14.8	179	12	0
NG Marion Armory FMS 18		Army Guard	Marion	3	46,431	3	46,431	11	11	13.3	226	10	1
NG Mattoon Armory FMS 5		Army Guard	Mattoon	4	59,219	4	59,219	7	7	14.7	138	22	0
NG Mt Vernon Armed Forces Reserve Center		Army Guard	Mt Vernon	2	85,461	2	85,461	23	23	20.9	0	0	0
NG Mt Vernon Armory		Army Guard	Mt Vernon	3	36,857	3	36,857	2	2	8.6	148	0	0
NG Mt Vernon Clinic		Army Guard	Mt Vernon	0	0	0	0			5.3	0	0	0
NG North Riverside Armory		Army Guard	Riverside	2	87,803	2	87,803	10	10	23.7	669	2	3

* All Locations that do not meet criteria of at least five (5) Acres AND at least \$5M PRV.

State/Territories Army National Guard Base Structure Report - As of 30 Sept 2010

SITE	BRAC 2005	COMPONENT	NAME NEAREST CITY	BUILDINGS				STATE OWNED ACRES	TOTAL ACRES	PRV (\$M)	MIL	CIV	OTHER
				STATE OWNED		TOTAL							
				COUNT	SQFT	COUNT	SQFT						
NG Paris Armory FMS 10		Army Guard	Paris	3	43,759	3	43,759	3	3	10.7	121	10	0
NG Pontiac Armory		Army Guard	Pontiac	1	32,825	1	32,825	5	5	8.7	80	0	0
NG Quad Cities Armory FMS 19		Army Guard	Milan	3	60,644	3	60,644	25	25	14.7	347	25	0
NG Quincy (Gen Grimmer) FMS 20		Army Guard	Quincy	5	35,426	5	35,426	6	6	11.0	121	10	0
NG Rock Falls Armory FMS 11		Army Guard	Rock Falls	4	48,621	4	48,621	4	4	10.1	134	12	0
NG Salem (LTC McMackin II) Armory		Army Guard	Salem	1	31,689	1	31,689	3	3	8.8	83	0	0
NG Shiloh Readiness Center		Army Guard	O Fallon	2	35,448	2	35,448	15	15	7.9	0	0	0
NG Sparta Armory		Army Guard	Sparta	3	36,047	3	36,047	2,653	2,653	16.9	218	0	6
NG Springfield (TS Camp Lincoln)		Army Guard	Springfield	32	503,328	32	503,328	160	160	134.3	1,417	128	120
NG Streator Armory		Army Guard	Streator	1	29,828	1	29,828	2	2	7.9	58	0	0
NG Sullivan Armory		Army Guard	Sullivan	1	31,374	1	31,374	5	5	8.6	148	0	0
NG Sycamore Armory		Army Guard	Sycamore	1	28,785	1	28,785	1	1	7.6	99	0	0
NG Urbana Armory FMS 17		Army Guard	Urbana	6	106,274	6	106,274	22	22	24.7	165	10	3
NG Waukegan Armory		Army Guard	Waukegan	1	39,852	1	39,852	2	2	11.6	178	0	0
NG West Frankfort Armory		Army Guard	West Frankfort	1	20,379	1	20,379	5	5	5.7	136	0	0
NG Woodstock Armory		Army Guard	Woodstock	1	23,400	1	23,400	13	13	6.8	84	0	0
* OTHER SITE(S) : 1				1	20,075	1	20,075			4.4	0	0	0
Illinois Total:				181	3,713,384	181	3,713,384	5,980	5,981	1,030.6	10,197	521	575
Indiana													
NG Anderson		Army Guard	Anderson	5	28,650	5	28,650	4	4	6.5	211	1	1
NG Angola		Army Guard	Angola	2	15,896	2	15,896	6	6	3.7	52	0	1
NG Bedford		Army Guard	Bedford	4	32,258	4	32,258	5	5	8.4	214	4	1
NG Bloomington		Army Guard	Bloomington	4	31,852	4	31,852	4	4	7.9	200	12	1
NG Brazil		Army Guard	Brazil	3	17,479	3	17,479	6	6	4.0	154	19	1
NG Columbus		Army Guard	Columbus	2	20,077	2	20,077	6	6	4.9	107	0	1
NG Connersville		Army Guard	Connersville	2	22,184	2	22,184	7	7	4.6	79	0	1
NG Crawfordsville		Army Guard	Crawfordsville	3	22,436	3	22,436	5	5	5.7	138	5	1
NG Elkhart		Army Guard	Elkhart	10	39,776	10	39,776	8	8	9.8	177	7	1
NG Elwood		Army Guard	Elwood	2	17,928	2	17,928	6	6	3.8	57	0	1
NG Evansville (1998)		Army Guard	Evansville	3	174,762	3	174,762	20	20	39.3	472	6	3
NG Fort Wayne		Army Guard	Fort Wayne	6	61,931	6	61,931	21	21	14.3	694	7	2
NG Frankfort		Army Guard	Frankfort	2	18,177	2	18,177	9	9	4.2	82	0	1
NG Gary		Army Guard	Gary	9	69,490	9	69,490	15	15	16.5	184	12	2
NG Greencastle		Army Guard	Greencastle	2	15,932	2	15,932	6	6	3.5	106	0	1

* All Locations that do not meet criteria of at least five (5) Acres AND at least \$5M PRV.

State/Territories Army National Guard Base Structure Report - As of 30 Sept 2010

SITE	BRAC 2005	COMPONENT	NAME NEAREST CITY	BUILDINGS				STATE OWNED ACRES	TOTAL ACRES	PRV (\$M)	MIL	CIV	OTHER
				STATE OWNED		TOTAL							
				COUNT	SQFT	COUNT	SQFT						
NG Indianapolis 38 ID		Army Guard	Indianapolis	3	105,816	3	105,816	68	68	26.3	945	1	6
NG Indianapolis CSMS #1		Army Guard	Indianapolis	6	95,305	6	95,305	12	12	42.9	0	0	0
NG Indianapolis Tyndall		Army Guard	Indianapolis	1	58,000	1	58,000	1	1	13.9	465	3	7
NG Jasper		Army Guard	Jasper	3	32,500	3	32,500	6	6	7.8	216	9	1
NG Kokomo		Army Guard	Kokomo	5	23,823	5	23,823	2	2	5.8	235	4	3
NG La Porte		Army Guard	La Porte	4	29,713	4	29,713	9	9	7.0	123	0	1
NG Lafayette		Army Guard	Lafayette	3	42,741	3	42,741	16	16	10.6	357	5	1
NG Lawrence		Army Guard	Indianapolis	0	0	0	0			5.9	0	0	0
NG Lebanon		Army Guard	Lebanon	1	24,679	1	24,679	3	3	6.0	106	0	1
NG Linton		Army Guard	Linton	2	13,808	2	13,808	15	15	3.1	87	0	1
NG Logansport		Army Guard	Logansport	6	24,578	6	24,578	8	8	5.6	186	5	1
NG Madison		Army Guard	Madison	2	18,544	2	18,544	10	10	4.2	78	2	2
NG Marion (1938)		Army Guard	Marion	2	22,214	2	22,214	1	1	5.3	108	0	1
NG Michigan City		Army Guard	Michigan City	1	22,780	1	22,780	1	1	5.2	108	0	1
NG Monticello		Army Guard	Monticello	2	18,680	2	18,680	5	5	3.3	82	0	1
NG Muncie		Army Guard	Muncie	4	36,248	4	36,248	16	16	9.3	285	1	2
NG New Albany		Army Guard	New Albany	3	30,703	3	30,703	9	9	7.3	269	12	1
NG New Castle		Army Guard	New Castle	1	31,230	1	31,230	1	1	7.2	49	0	1
NG Noblesville		Army Guard	Noblesville	2	15,180	2	15,180	10	10	3.6	75	0	1
NG North Vernon		Army Guard	North Vernon	2	18,680	2	18,680	5	5	3.3	103	0	54
NG Raytheon Indianapolis IAP		Army Guard	Indianapolis	0	0	0	0	6	6	15.3	18	8	0
NG Remington		Army Guard	Remington	4	21,321	4	21,321	6	6	3.8	93	0	23
NG Rensselaer		Army Guard	Rensselaer	2	14,013	2	14,013	6	6	2.9	59	0	1
NG Richmond		Army Guard	Richmond	3	22,808	3	22,808	8	8	5.7	93	5	1
NG Salem		Army Guard	Salem	2	15,911	2	15,911	10	10	3.8	85	0	1
NG Scottsburg		Army Guard	Scottsburg	3	13,352	3	13,352	15	15	3.1	94	0	1
NG Seymour		Army Guard	Seymour	4	24,802	4	24,802	15	15	4.8	189	0	1
NG Shelbyville		Army Guard	Shelbyville	7	101,565	7	101,565	58	58	31.3	868	0	33
NG South Bend		Army Guard	South Bend	4	60,871	4	60,871	16	16	13.6	316	0	2
NG Stout Field Indianapolis		Army Guard	Indianapolis	21	451,642	21	451,642	18	18	89.3	1,005	515	142
NG Tell City		Army Guard	Tell City	1	14,145	1	14,145	5	5	3.2	0	0	1
NG Terre Haute		Army Guard	Terre Haute	2	29,018	2	29,018	6	6	5.7	291	0	2
NG Terre Haute (2000)		Army Guard	Terre Haute	0	0	0	0	7	7	0.0	0	0	0
NG TS Range Fowler		Army Guard	Frankfort	0	0	0	0	105	105	1.1	0	0	0
NG Valparaiso		Army Guard	Valparaiso	2	17,416	2	17,416	5	5	3.6	104	0	1

* All Locations that do not meet criteria of at least five (5) Acres AND at least \$5M PRV.

State/Territories Army National Guard Base Structure Report - As of 30 Sept 2010

SITE	BRAC 2005	COMPONENT	NAME NEAREST CITY	BUILDINGS				STATE OWNED ACRES	TOTAL ACRES	PRV (\$M)	MIL	CIV	OTHER
				STATE OWNED		TOTAL							
				COUNT	SQFT	COUNT	SQFT						
NG Vincennes		Army Guard	Vincennes	2	22,335	2	22,335	5	5	2.9	73	0	0
Portland		Army Guard	Portland	1	15,718	1	15,718	9	9	3.6	0	0	0
* OTHER SITE(S) : 27				44	406,826	44	406,826	61	61	89.4	1,450	23	14
Indiana Total:				214	2,485,795	214	2,485,795	683	683	603.4	11,542	666	328
Iowa													
NG Algona		Army Guard	Algona	4	29,237	4	29,237	12	12	5.4	58	0	0
NG Audubon		Army Guard	Audubon	3	23,092	3	23,092	5	5	4.1	57	0	0
NG Boone		Army Guard	Boone	8	149,655	8	149,655	22	28	68.2	501	48	2
NG Burlington		Army Guard	Burlington	7	42,991	7	42,991	3	3	7.6	110	7	1
NG Cedar Rapids		Army Guard	Cedar Rapids	8	73,210	8	73,210	5	15	14.5	418	15	1
NG Cedar Rapids Armory		Army Guard	Cedar Rapids	0	0	0	0		22	0.0	0	0	0
NG Centerville		Army Guard	Centerville	4	33,208	4	33,208	8	8	5.9	60	0	0
NG Charles City		Army Guard	Charles City	3	20,525	3	20,525	5	5	4.1	61	0	0
NG Clinton		Army Guard	Clinton	6	27,918	6	27,918	5	5	5.9	110	0	0
NG Corning		Army Guard	Corning	3	21,942	3	21,942	10	10	4.9	63	0	0
NG Council Bluffs		Army Guard	Council Bluffs	6	62,934	6	62,934	42	42	13.2	257	8	0
NG Davenport AASF		Army Guard	Davenport	10	73,753	10	73,753	12	16	22.1	203	39	0
NG Davenport Armory		Army Guard	Davenport	3	24,702	3	24,702	3	3	6.5	94	0	0
NG Davenport OMS		Army Guard	Davenport	5	17,431	5	17,431	12	12	3.8	0	9	0
NG Denison		Army Guard	Denison	3	29,848	3	29,848	2	2	6.0	87	0	0
NG Dubuque		Army Guard	Dubuque	5	69,649	5	69,649	22	22	10.9	219	1	0
NG Estherville		Army Guard	Estherville	4	56,937	4	56,937	5	5	11.6	98	0	0
NG Fairfield Armory		Army Guard	Fairfield	3	50,528	3	50,528	5	5	9.8	180	1	0
NG Fort Dodge		Army Guard	Fort Dodge	7	73,337	7	73,337	7	8	13.9	173	6	0
NG Iowa City Melrose		Army Guard	Iowa City	1	103,078	1	103,078	25	25	20.5	439	3	1
NG Iowa Falls		Army Guard	Iowa Falls	3	17,242	3	17,242	5	5	3.8	105	0	0
NG Jefferson		Army Guard	Jefferson	1	7,693	1	7,693	5	5	0.9	0	0	0
NG Knoxville		Army Guard	Knoxville	4	25,695	4	25,695	5	5	4.7	85	0	0
NG Le Mars		Army Guard	Le Mars	4	28,170	4	28,170	6	6	5.2	116	0	0
NG Marshalltown		Army Guard	Marshalltown	3	25,912	3	25,912	5	5	4.8	122	0	0
NG Mason City		Army Guard	Mason City	6	56,910	6	56,910	13	13	10.3	102	7	0
NG Mount Pleasant		Army Guard	Mt Pleasant	5	33,859	5	33,859	6	6	5.5	84	0	1
NG Newton		Army Guard	Newton	4	17,609	4	17,609	6	6	3.2	55	0	0
NG Oelwein		Army Guard	Oelwein	3	14,471	3	14,471	5	5	2.7	107	0	0

* All Locations that do not meet criteria of at least five (5) Acres AND at least \$5M PRV.

State/Territories Army National Guard Base Structure Report - As of 30 Sept 2010

SITE	BRAC 2005	COMPONENT	NAME NEAREST CITY	BUILDINGS				STATE OWNED ACRES	TOTAL ACRES	PRV (\$M)	MIL	CIV	OTHER
				STATE OWNED		TOTAL							
				COUNT	SQFT	COUNT	SQFT						
NG Oskaloosa		Army Guard	Oskaloosa	3	42,326	3	42,326	10	10	7.0	103	1	0
NG Ottumwa		Army Guard	Ottumwa	3	36,523	3	36,523	5	5	5.8	105	0	1
NG Perry		Army Guard	Perry	3	27,111	3	27,111	5	5	4.7	68	0	0
NG Red Oak		Army Guard	Red Oak	5	34,052	5	34,052	6	6	5.8	73	4	0
NG Sheldon		Army Guard	Sheldon	5	35,475	5	35,475	6	6	5.5	75	0	0
NG Shenandoah		Army Guard	Shenandoah	2	18,148	2	18,148	5	5	4.0	59	0	0
NG Sioux City		Army Guard	Sioux City	8	61,751	8	61,751	11	11	18.1	269	9	0
NG Spencer		Army Guard	Spencer	3	22,312	3	22,312	5	5	4.4	41	0	0
NG Storm Lake		Army Guard	Storm Lake	7	30,411	7	30,411	6	6	6.1	134	5	0
NG Washington		Army Guard	Washington	3	30,603	3	30,603	6	6	5.1	69	0	0
NG Waterloo Airport		Army Guard	Waterloo	7	62,071	7	62,071	5	7	12.3	231	13	0
NG Waterloo Big Rock		Army Guard	Waterloo	10	109,258	10	109,258		30	52.8	231	42	0
* OTHER SITE(S) : 9				16	107,615	16	107,615	15	15	26.3	1,286	11	2

Iowa Total: 201 1,829,192 201 1,829,192 351 427 437.9 6,708 229 9

Kansas

JFHQ Kansas		Army Guard	Topeka	27	275,914	27	275,914	79	79	57.3	0	0	0
National Guard Museum		Army Guard	Topeka	3	13,401	3	13,401		7	2.0	0	0	0
NG Coffeyville Armory (New)		Army Guard	Coffeyville	0	0	0	0		10	10.8	165	0	0
NG Colby Armory		Army Guard	Colby	2	16,860	2	16,860	2	2	5.8	79	1	2
NG Dodge City Armory		Army Guard	Dodge City	3	24,374	3	24,374	2	2	5.2	62	6	2
NG Great Bend Armory		Army Guard	Great Bend	2	21,995	2	21,995	5	5	5.1	111	2	2
NG Hays Armory		Army Guard	Hays	2	22,475	2	22,475	3	3	5.1	150	8	1
NG Hiawatha Armory		Army Guard	Hiawatha	1	27,271	1	27,271	2	2	6.1	138	2	1
NG Hutchinson Armory		Army Guard	Hutchinson	3	47,147	3	47,147	7	7	10.4	163	8	1
NG Iola Armory		Army Guard	Iola	3	42,554	3	42,554	4	4	9.4	178	14	2
NG Junction City Armory		Army Guard	Junction City	3	23,943	3	23,943	5	5	5.6	0	0	0
NG Kansas City Armory		Army Guard	Kansas City	3	93,903	3	93,903	5	20	21.0	299	6	3
NG Lenexa Armory		Army Guard	Lenexa	3	37,958	3	37,958	7	7	8.2	193	1	2
NG Manhattan Readiness Center		Army Guard	Manhattan	1	78,385	1	78,385	10	10	17.0	385	1	0
NG Norton Armory		Army Guard	Norton	2	21,724	2	21,724	6	6	4.7	99	2	0
NG Olathe Armory		Army Guard	Olathe	1	32,877	1	32,877	5	5	7.1	255	2	1
NG Paola Armory		Army Guard	Paola	1	19,095	1	19,095	5	5	4.2	49	0	0
NG Pittsburg Readiness Center		Army Guard	Pittsburg	2	85,218	2	85,218	15	15	19.3	250	0	0
NG Salina KS Training Center		Army Guard	Salina	20	428,978	20	428,978	103	103	124.1	0	9	4

* All Locations that do not meet criteria of at least five (5) Acres AND at least \$5M PRV.

State/Territories Army National Guard Base Structure Report - As of 30 Sept 2010

SITE	BRAC 2005	COMPONENT	NAME NEAREST CITY	BUILDINGS				STATE OWNED ACRES	TOTAL ACRES	PRV (\$M)	MIL	CIV	OTHER
				STATE OWNED		TOTAL							
				COUNT	SQFT	COUNT	SQFT						
NG Wichita South Armory		Army Guard	Wichita	7	27,782	7	27,782	6	6	6.3	185	2	0
Salina Smoky Hill Maj Training Area		Army Guard	Salina	0	0	0	0		3,536	0.0	433	1	79
Wichita North		Army Guard	Wichita	0	0	0	0		45	0.0	0	0	0
* OTHER SITE(S) : 23				30	267,235	30	267,235	48	48	62.7	1,482	35	8
Kansas Total:				119	1,609,088	119	1,609,088	320	3,933	397.4	4,676	100	108
Kentucky													
AFRC Paducah (New)		Army Guard	West Paducah	4	82,901	4	82,901		21	19.5	305	3	0
Bluegrass Depot		Army Guard	Richmond	0	0	0	0		5	0.0	273	23	0
Burlington Readiness Center		Army Guard	Burlington	0	0	0	0	35	35	0.0	0	0	0
NG Ashland Armory		Army Guard	Ashland	4	74,665	4	74,665	2	2	14.8	187	2	2
NG Barbourville Armory		Army Guard	Barbourville	4	19,149	4	19,149	5	5	4.0	105	6	1
NG Benton Armory		Army Guard	Benton	2	23,591	2	23,591	7	7	4.9	53	1	1
NG Bluegrass Station		Army Guard	Lexington	17	42,020	17	42,020	780	780	20.0	87	3	0
NG Bowling Green Reserve Center		Army Guard	Bowling Green	3	39,218	3	39,218	7	7	8.0	348	6	4
NG Brandenburg Armory		Army Guard	Brandenburg	3	9,202	3	9,202	10	10	2.0	30	0	0
NG Buechel Armory		Army Guard	Louisville	9	36,729	9	36,729	13	13	8.3	234	0	1
NG Carlisle Armory		Army Guard	Carlisle	3	18,049	3	18,049	7	7	3.9	97	6	1
NG Carrollton Armory		Army Guard	Carrollton	5	14,741	5	14,741	8	8	3.6	97	6	1
NG Central City Armory		Army Guard	Central City	4	18,310	4	18,310	7	7	3.6	85	0	1
NG Cynthiana Armory		Army Guard	Cynthiana	5	17,002	5	17,002	5	5	3.5	86	0	1
NG Elizabethtown Armory		Army Guard	Elizabethtown	5	22,842	5	22,842	2	2	5.8	95	0	3
NG Frankfort Boone NG Center		Army Guard	Frankfort	47	366,540	47	366,540	380	380	95.8	933	173	195
NG Glasgow Armory		Army Guard	Glasgow	6	28,286	6	28,286	9	9	5.6	186	5	3
NG Glasgow FMS #9		Army Guard	Glasgow	6	8,121	6	8,121	7	7	2.3	0	13	0
NG Harrodsburg Armory		Army Guard	Harrodsburg	5	23,756	5	23,756	5	5	4.6	150	1	2
NG Hazard Armory		Army Guard	Hazard	4	22,810	4	22,810	9	9	4.6	92	0	2
NG Hickman Armory		Army Guard	Hickman	4	16,459	4	16,459	5	5	3.5	0	0	0
NG Hopkinsville Reserve Center		Army Guard	Hopkinsville	2	19,128	2	19,128	9	9	4.6	114	0	3
NG Independence Readiness Center		Army Guard	Independence	0	0	0	0			13.0	409	0	0
NG Leitchfield Armory		Army Guard	Leitchfield	4	9,288	4	9,288	13	13	2.1	16	0	0
NG Lexington Armory		Army Guard	Lexington	7	39,791	7	39,791	20	20	8.4	414	26	4
NG Louisville ANG		Army Guard	Louisville	0	0	0	0		5	0.0	149	0	0
NG Louisville Armory		Army Guard	Louisville	10	60,858	10	60,858	10	10	12.8	386	17	2
NG Madisonville Airport Land		Army Guard	Madisonville	0	0	0	0		24	0.0	0	0	0

* All Locations that do not meet criteria of at least five (5) Acres AND at least \$5M PRV.

State/Territories Army National Guard Base Structure Report - As of 30 Sept 2010

SITE	BRAC 2005	COMPONENT	NAME NEAREST CITY	BUILDINGS				STATE OWNED ACRES	TOTAL ACRES	PRV (\$M)	MIL	CIV	OTHER
				STATE OWNED		TOTAL							
				COUNT	SQFT	COUNT	SQFT						
NG Marion Armory		Army Guard	Marion	4	13,744	4	13,744	8	8	3.0	15	0	1
NG Middlesboro Armory		Army Guard	Middlesboro	6	21,304	6	21,304	8	8	3.8	83	2	3
NG Monticello Armory		Army Guard	Monticello	5	17,141	5	17,141	6	6	3.7	78	7	1
NG Morehead Readiness Center		Army Guard	Morehead	3	33,708	3	33,708	10	10	7.7	102	1	1
NG MTA Eastern KY WETS		Army Guard	Clay City	2	2,340	2	2,340	523	523	0.9	0	0	0
NG Murray Armory		Army Guard	Murray	4	22,447	4	22,447	6	6	4.6	165	0	1
NG OMS #1, Ashland		Army Guard	Ashland	6	9,127	6	9,127	7	7	2.6	0	10	0
NG Owensboro Armory		Army Guard	Owensboro	4	35,275	4	35,275	7	7	8.0	149	0	4
NG Paducah Armory		Army Guard	Paducah	9	24,784	9	24,784	8	8	5.2	1	11	1
NG Prestonburg Armory		Army Guard	Prestonsburg	4	22,211	4	22,211	5	5	4.4	84	0	2
NG Ravenna Armory		Army Guard	Ravenna	3	16,328	3	16,328	5	5	3.4	134	0	1
NG Richmond Armory		Army Guard	Richmond	5	32,252	5	32,252	5	5	5.9	81	108	1
NG Russellville Armory		Army Guard	Russellville	3	16,494	3	16,494	5	5	3.5	55	0	1
NG Shelbyville Armory		Army Guard	Shelbyville	4	11,634	4	11,634	7	7	2.4	84	4	1
NG Somerset Armory		Army Guard	Somerset	4	26,465	4	26,465	2	2	5.6	179	1	3
NG Springfield Armory		Army Guard	Springfield	3	16,756	3	16,756	7	7	3.6	52	0	0
NG Walton Armory		Army Guard	Walton	4	23,482	4	23,482	5	5	4.7	217	7	3
NG Williamsburg Armory		Army Guard	Williamsburg	3	17,961	3	17,961	5	5	3.7	83	0	1
Owensboro Readiness Center		Army Guard	Owensboro	0	0	0	0	21	21	0.0	0	0	0
W.H. Ford Regional Training Ctr		Army Guard	Greenville	79	540,777	79	540,777	11,838	11,838	143.4	443	73	40
* OTHER SITE(S) : 23				63	248,897	63	248,897	46	50	58.2	1,051	50	11
Kentucky Total:				381	2,166,583	381	2,166,583	13,889	13,947	537.3	7,987	565	303

Louisiana

Bogalusa RC - Hwy 10		Army Guard	Bogalusa	1	39,526	1	39,526	13	13	8.7	92	0	0
Camp Minden TS		Army Guard	Minden	487	2,314,150	487	2,314,150	15,253	15,253	499.0	468	20	254
NG Abbeville		Army Guard	Abbeville	11	27,669	11	27,669	6	6	6.9	226	7	0
NG Alexandria		Army Guard	Alexandria	4	45,871	4	45,871	5	5	11.0	186	0	0
NG Baker		Army Guard	Baker	6	18,770	6	18,770	10	10	4.3	124	0	0
NG Bastrop		Army Guard	Bastrop	3	15,127	3	15,127	10	10	3.8	58	0	0
NG Baton Rouge		Army Guard	Baton Rouge	15	49,371	15	49,371		8	12.0	372	14	0
NG Beauregard Training Range		Army Guard	Pineville	64	48,242	64	48,242	12,888	12,888	20.7	0	0	0
NG Bogalusa FMS		Army Guard	Bogalusa	3	10,770	3	10,770	5	5	3.3	0	9	0
NG Bossier City		Army Guard	Bossier City	11	38,529	11	38,529	10	10	9.4	174	0	0
NG Breaux Bridge		Army Guard	Breaux Bridge	4	25,956	4	25,956	6	6	6.0	84	0	0

* All Locations that do not meet criteria of at least five (5) Acres AND at least \$5M PRV.

State/Territories Army National Guard Base Structure Report - As of 30 Sept 2010

SITE	BRAC 2005	COMPONENT	NAME NEAREST CITY	BUILDINGS				STATE OWNED ACRES	TOTAL ACRES	PRV (\$M)	MIL	CIV	OTHER
				STATE OWNED		TOTAL							
				COUNT	SQFT	COUNT	SQFT						
NG Camp Cook		Army Guard	Ball	28	116,061	28	116,061	38	38	31.6	222	0	1
NG Camp Villere		Army Guard	Slidell	32	111,217	32	111,217	1,707	1,707	47.1	173	39	24
NG Carville Gillis Long Center		Army Guard	Carville	107	784,991	107	784,991	366	366	209.9	519	1	438
NG Clarks		Army Guard	Clarks	4	21,648	4	21,648	8	8	5.0	52	0	0
NG Colfax		Army Guard	Colfax	3	18,767	3	18,767	8	8	4.7	131	0	0
NG Coushatta		Army Guard	Coushatta	3	17,862	3	17,862	10	10	4.0	82	0	0
NG Covington		Army Guard	Covington	4	37,286	4	37,286	2	2	8.5	110	0	0
NG Delhi		Army Guard	Delhi	4	23,562	4	23,562	6	6	5.2	52	0	0
NG Dequincy		Army Guard	De Quincy	3	18,320	3	18,320	13	13	4.2	93	0	0
NG Deridder		Army Guard	De Ridder	3	14,725	3	14,725	10	10	3.2	52	0	0
NG Esler Field		Army Guard	Pineville	23	489,256	23	489,256		1,991	198.7	309	198	0
NG Farmerville		Army Guard	Farmerville	3	20,466	3	20,466	6	6	4.4	52	0	0
NG Franklinton		Army Guard	Franklinton	4	20,782	4	20,782	10	10	4.8	108	0	0
NG Gonzales		Army Guard	Gonzales	7	17,851	7	17,851	5	5	4.3	134	0	0
NG Hammond		Army Guard	Hammond	3	24,243	3	24,243	6	6	5.7	94	0	0
NG Hammond Airport		Army Guard	Hammond	1	1,443	1	1,443		173	79.3	432	9	0
NG Independence		Army Guard	Independence	3	20,529	3	20,529		5	4.9	53	0	0
NG Jackson Barracks		Army Guard	New Orleans	70	308,454	70	308,454	113	113	67.9	1,652	296	13
NG Jena Armory		Army Guard	Jena	7	30,379	7	30,379	10	10	9.2	127	7	0
NG Jonesboro		Army Guard	Jonesboro	3	21,377	3	21,377	10	10	4.9	33	0	0
NG Jonesville		Army Guard	Jonesville	4	18,981	4	18,981	5	5	4.4	48	0	0
NG Lafayette		Army Guard	Lafayette	12	62,854	12	62,854	6	6	15.3	349	8	0
NG Lake Charles		Army Guard	Lake Charles	8	39,703	8	39,703	3	3	9.1	263	6	0
NG Marrero		Army Guard	Marrero	2	48,208	2	48,208		8	10.5	104	0	0
NG Monroe		Army Guard	Monroe	6	44,076	6	44,076	10	10	11.5	289	8	0
NG Napoleonville		Army Guard	Napoleonville	3	25,322	3	25,322	5	5	6.2	104	0	0
NG Natchitoches		Army Guard	Natchitoches	3	21,778	3	21,778	5	5	4.8	78	0	0
NG Oakdale		Army Guard	Oakdale	3	18,551	3	18,551	15	15	4.2	52	0	0
NG Oakgrove		Army Guard	Oak Grove	4	17,792	4	17,792	8	8	4.1	51	0	0
NG Opelousas		Army Guard	Opelousas	3	23,680	3	23,680	6	6	6.1	79	0	0
NG Plaquemine		Army Guard	Plaquemine	5	24,821	5	24,821	3	3	6.2	158	7	0
NG Reserve		Army Guard	Reserve	1	31,533	1	31,533		5	7.0	130	0	0
NG Ruston		Army Guard	Ruston	6	105,094	6	105,094	16	16	24.4	292	9	0
NG Shreveport		Army Guard	Shreveport	10	63,661	10	63,661	5	5	15.1	317	9	0
NG Vidalia		Army Guard	Vidalia	3	17,300	3	17,300	14	14	4.1	47	0	0

* All Locations that do not meet criteria of at least five (5) Acres AND at least \$5M PRV.

State/Territories Army National Guard Base Structure Report - As of 30 Sept 2010

SITE	BRAC 2005	COMPONENT	NAME NEAREST CITY	BUILDINGS				STATE OWNED ACRES	TOTAL ACRES	PRV (\$M)	MIL	CIV	OTHER
				STATE OWNED		TOTAL							
				COUNT	SQFT	COUNT	SQFT						
NG West Monroe		Army Guard	West Monroe	6	22,798	6	22,798	8	8	5.4	111	0	0
NG Winnsboro		Army Guard	Winnsboro	4	16,875	4	16,875	11	11	3.9	58	0	0
SMR Camp Beauregard		Army Guard	Pineville	283	901,529	283	901,529	728	728	216.7	988	49	819
* OTHER SITE(S) : 22				43	232,091	43	232,091	29	31	55.8	1,145	1	0
Louisiana Total:				1,333	6,489,847	1,333	6,489,847	31,411	33,603	1,707.4	10,927	697	1,549

Maine

NG Augusta Armory		Army Guard	Augusta	1	67,686	1	67,686	5	5	16.1	244	0	2
NG Bangor TS		Army Guard	Bangor	0	0	0	0		209	0.0	377	69	0
NG Belfast Armory		Army Guard	Belfast	4	25,055	4	25,055	27	27	6.5	53	0	0
NG Bog Brook Riley TS		Army Guard	Bethel	0	0	0	0		213	0.0	8	0	2
NG Brewer Armory		Army Guard	Brewer	3	29,888	3	29,888	6	6	7.1	153	0	0
NG Calais Armory		Army Guard	Calais	4	22,578	4	22,578	5	5	5.1	56	0	0
NG Camp Keyes TS		Army Guard	Augusta	40	279,968	40	279,968	38	38	73.1	342	186	180
NG Deepwoods TS		Army Guard	Old Town	1	231	1	231		358,800	5.3	2	0	0
NG Gardiner Armory		Army Guard	Gardiner	4	22,891	4	22,891	2	2	5.4	107	0	25
NG Gardiner TS		Army Guard	Gardiner	5	3,347	5	3,347	115	115	3.5	4	0	1
NG Hollis Plains TS		Army Guard	Hollis Center	1	544	1	544	425	425	1.4	0	0	0
NG Houlton Armory		Army Guard	Houlton	3	21,588	3	21,588	5	5	5.2	54	0	0
NG Lewiston AFRC		Army Guard	Lewiston	11	37,522	11	37,522	6	6	8.0	214	1	0
NG Norway Armory		Army Guard	Norway	3	35,515	3	35,515	5	5	8.4	105	0	0
NG Plymouth TS		Army Guard	Newport	4	2,027	4	2,027	300	300	2.0	0	0	0
NG Portland Armory FMS		Army Guard	Portland	14	78,130	14	78,130	9	9	17.6	97	0	13
NG Skowhegan Armory		Army Guard	Skowhegan	4	29,560	4	29,560	7	7	7.3	75	0	10
NG Solman State Armory		Army Guard	Caribou	4	62,497	4	62,497	7	7	13.7	128	0	15
NG Waterville Armory		Army Guard	Waterville	10	43,981	10	43,981	5	5	10.4	123	0	19
* OTHER SITE(S) : 12				20	83,543	20	83,543	10	12	23.2	216	10	15
Maine Total:				136	846,552	136	846,552	977	360,202	219.2	2,358	266	282

Maryland

NG BG (MD) Louis G. Smith		Army Guard	Easton	1	22,154	1	22,154	12	12	5.6	45	0	0
NG BG (MD) Randolph Millholland		Army Guard	Hagerstown	2	37,909	2	37,909	25	25	9.4	165	7	0
NG BG Thomas B Baker TS		Army Guard	Hancock	39	20,551	39	20,551	2,280	2,280	6.0	0	0	0
NG BG Thomas B. Baker		Army Guard	Ellicott City	4	24,528	4	24,528	6	6	5.6	164	0	0
NG BG William Smallwood		Army Guard	La Plata	2	26,082	2	26,082	4	4	5.5	0	0	0
NG Col Victor P. Gillespe		Army Guard	Queen Anne	2	17,642	2	17,642	14	14	4.4	0	0	0

* All Locations that do not meet criteria of at least five (5) Acres AND at least \$5M PRV.

State/Territories Army National Guard Base Structure Report - As of 30 Sept 2010

SITE	BRAC 2005	COMPONENT	NAME NEAREST CITY	BUILDINGS				STATE OWNED ACRES	TOTAL ACRES	PRV (\$M)	MIL	CIV	OTHER
				STATE OWNED		TOTAL							
				COUNT	SQFT	COUNT	SQFT						
NG Comptroller Louis L. Goldstein		Army Guard	Prince Frederick	3	26,790	3	26,790	4	4	5.7	0	0	0
NG Cong Steny Hoyer Armory		Army Guard	Cheltenham	3	35,471	3	35,471	14	14	10.0	47	0	0
NG Cpt Michael Cresap		Army Guard	Frederick	2	21,116	2	21,116	18	18	5.5	133	0	0
NG Cpt Thomas Price		Army Guard	Cumberland	1	24,652	1	24,652	9	9	6.3	91	6	0
NG CSM Blair Lee Crockett		Army Guard	Salisbury	4	44,862	4	44,862	11	11	11.6	157	8	0
NG CSM Jerome M. Grollman		Army Guard	Dundalk	5	56,488	5	56,488	8	8	15.1	219	10	0
NG CW4 Melvin Sherr		Army Guard	Baltimore	2	39,279	2	39,279	16	16	8.7	202	1	0
NG Fifth Regiment		Army Guard	Baltimore	1	419,552	1	419,552	5	5	85.4	664	259	257
NG First Regiment		Army Guard	Glen Burnie	2	29,911	2	29,911	4	4	6.2	0	0	0
NG Fort George G Meade		Army Guard	Fort Meade	0	0	0	0			0.0	0	0	0
NG Havre de Grace Military Reservation		Army Guard	Havre De Grace	40	250,411	40	250,411	76	76	54.5	299	121	10
NG LTC (MD) E. Leslie Medford		Army Guard	Annapolis	1	41,473	1	41,473	6	6	11.1	187	0	1
NG LTC Milton H. Cade		Army Guard	Baltimore	1	35,369	1	35,369	4	4	8.2	286	0	1
NG LTG (MD) Milton A. Reckord		Army Guard	Bel Air	2	28,965	2	28,965	1	1	5.4	0	0	1
NG MG (Brevet) John R. Kenly		Army Guard	Greenbelt	3	31,652	3	31,652	8	8	6.9	115	0	0
NG MG (MD) Maurice D. Tawes		Army Guard	Crisfield	1	21,517	1	21,517	2	2	5.2	0	0	0
NG MG George M. Gelston		Army Guard	Silver Spring	2	24,078	2	24,078	14	14	7.2	133	7	0
NG MG Harry C. Ruhl		Army Guard	Towson	1	71,699	1	71,699	7	7	17.5	162	0	0
NG MG Henry C. Evans		Army Guard	Westminster	1	17,229	1	17,229	10	10	4.5	0	0	0
NG MG William J. Witte Armory		Army Guard	Catonsville	1	30,927	1	30,927	8	8	7.5	162	0	0
NG MTA Camp Fretterd		Army Guard	Reisterstown	63	396,494	63	396,494	587	587	103.0	470	22	107
NG MTA Gunpowder Military Reserva		Army Guard	Glen Arm	19	46,531	19	46,531	253	253	14.6	140	0	9
NG Patuxent River NAS Armory		Army Guard	Lexington Park	0	0	0	0		12	0.0	68	0	0
NG Pikesville Mil Res		Army Guard	Pikesville	6	247,722	6	247,722	15	15	44.1	241	7	0
NG SFC John H. Newman		Army Guard	Chestertown	1	28,042	1	28,042	4	4	6.7	0	0	0
NG Towson		Army Guard	Towson	2	30,360	2	30,360	1	1	5.8	133	0	0
* OTHER SITE(S) : 1				1	20,453	1	20,453	1	1	4.8	79	0	0
Maryland Total:				218	2,169,909	218	2,169,909	3,427	3,439	498.0	4,362	448	386

Massachusetts

NG Ayer/Devens	Army Guard	Ayer	13	100,375	13	100,375	64	64	35.2	181	72	0
NG Brockton	Army Guard	Brockton	3	24,940	3	24,940	8	8	7.2	105	10	0
NG Cambridge	Army Guard	Cambridge	2	28,498	2	28,498	3	3	7.3	165	0	4
NG Chicopee	Army Guard	Chicopee	1	22,227	1	22,227	4	4	6.5	106	0	0
NG Concord	Army Guard	Concord	1	44,526	1	44,526	1	1	9.3	149	0	0

* All Locations that do not meet criteria of at least five (5) Acres AND at least \$5M PRV.

State/Territories Army National Guard Base Structure Report - As of 30 Sept 2010

SITE	BRAC 2005	COMPONENT	NAME NEAREST CITY	BUILDINGS				STATE OWNED ACRES	TOTAL ACRES	PRV (\$M)	MIL	CIV	OTHER
				STATE OWNED		TOTAL							
				COUNT	SQFT	COUNT	SQFT						
NG Danvers		Army Guard	Danvers	1	22,204	1	22,204	6	6	6.0	51	0	0
NG Dorchester		Army Guard	Boston	3	40,416	3	40,416	7	7	11.8	182	8	1
NG Fall River		Army Guard	Fall River	3	62,881	3	62,881	4	4	17.0	87	9	0
NG Feeding Hills / Agawam		Army Guard	Feeding Hills	1	15,953	1	15,953	9	9	4.2	133	1	0
NG Florence		Army Guard	Northampton	1	15,585	1	15,585	34	34	4.5	26	0	0
NG Framingham		Army Guard	Framingham	4	69,622	4	69,622	9	9	18.0	245	21	0
NG Gardner		Army Guard	Gardner	3	19,720	3	19,720	3	3	5.1	133	1	0
NG Greenfield		Army Guard	Greenfield	1	31,454	1	31,454	1	1	8.6	1	0	0
NG Hingham		Army Guard	Hingham	2	46,037	2	46,037	1	1	11.1	174	0	0
NG Hudson		Army Guard	Hudson	2	42,777	2	42,777	2	2	10.6	136	0	1
NG Lexington		Army Guard	Lexington	1	68,556	1	68,556	4	4	17.8	80	1	0
NG Melrose		Army Guard	Melrose	1	20,782	1	20,782	3	3	5.9	344	0	1
NG Methuen		Army Guard	Methuen	4	106,343	4	106,343	6	6	23.4	83	0	0
NG Milford, JFHQ AFRC, USPFO Whse		Army Guard	Milford	1	256,000	1	256,000	160	160	53.5	749	160	25
NG MTA Camp Curtis Guil		Army Guard	Reading	50	180,073	50	180,073	680	680	52.5	585	21	13
NG Natick, Speen St		Army Guard	Natick	1	55,575	1	55,575	26	26	10.3	0	0	0
NG Newburyport		Army Guard	Newburyport	2	28,950	2	28,950	8	8	6.1	78	0	0
NG Newton		Army Guard	Newton	1	33,445	1	33,445	1	1	8.7	60	0	0
NG Otis AFB		Army Guard	Buzzards Bay	11	135,159	11	135,159			35.6	296	92	0
NG Pittsfield		Army Guard	Pittsfield	4	20,406	4	20,406	4	4	5.9	84	4	0
NG Quincy		Army Guard	Quincy	3	36,284	3	36,284	1	1	10.0	71	0	1
NG Springfield		Army Guard	Springfield	2	43,900	2	43,900	6	6	11.9	179	0	0
NG Taunton		Army Guard	Taunton	1	32,614	1	32,614			8.7	174	0	0
NG Westfield		Army Guard	Westfield	4	73,232	4	73,232	7	7	17.0	159	22	0
NG Whitinsville		Army Guard	Northbridge	3	21,281	3	21,281	2	2	5.2	92	0	0
NG Worcester, Lincoln St		Army Guard	Worcester	3	31,556	3	31,556	4	4	8.3	364	14	30
NG Worcester, Salisbury St		Army Guard	Worcester	1	74,861	1	74,861	1	1	12.8	6	0	0
* OTHER SITE(S) : 25				6	99,845	6	99,845	16	16	29.7	786	1	0
Massachusetts Total:				140	1,906,077	140	1,906,077	1,084	1,084	485.8	6,064	437	76

Michigan

MTC-H Camp Grayling		Army Guard	Grayling	316	1,498,265	316	1,498,265	146,750	146,750	597.4	732	120	43
NG Adrian		Army Guard	Adrian	2	26,196	2	26,196	1	1	6.6	47	0	0
NG Albion		Army Guard	Albion	2	24,508	2	24,508	9	9	5.3	105	0	1
NG Alma		Army Guard	Alma	2	21,110	2	21,110	35	35	5.2	105	0	0

* All Locations that do not meet criteria of at least five (5) Acres AND at least \$5M PRV.

State/Territories Army National Guard Base Structure Report - As of 30 Sept 2010

SITE	BRAC 2005	COMPONENT	NAME NEAREST CITY	BUILDINGS				STATE OWNED ACRES	TOTAL ACRES	PRV (\$M)	MIL	CIV	OTHER
				STATE OWNED		TOTAL							
				COUNT	SQFT	COUNT	SQFT						
NG Baraga		Army Guard	Baraga	5	21,191	5	21,191	6	6	4.6	51	0	1
NG Bay City		Army Guard	Bay City	3	45,818	3	45,818	12	12	8.7	204	0	0
NG Big Rapids		Army Guard	Big Rapids	4	27,560	4	27,560	10	10	5.6	81	0	0
NG Calumet (New)		Army Guard	Calumet	2	38,766	2	38,766	12	12	8.0	49	0	0
NG Charlotte		Army Guard	Charlotte	2	23,234	2	23,234	7	7	4.8	95	0	0
NG Detroit Light Guard		Army Guard	Detroit	5	118,353	5	118,353	8	8	25.0	466	3	2
NG Detroit Olympia		Army Guard	Detroit	3	47,191	3	47,191	10	10	13.1	377	0	0
NG Dowagiac		Army Guard	Dowagiac	5	32,840	5	32,840	5	5	7.1	82	9	0
NG Flint		Army Guard	Flint	5	37,564	5	37,564	3	3	10.1	220	11	1
NG Gladstone		Army Guard	Gladstone	4	23,054	4	23,054	5	5	5.5	81	0	1
NG Grand Ledge AASF		Army Guard	Grand Ledge	11	377,850	11	377,850	61	61	121.3	489	55	2
NG Grand Ledge CMF		Army Guard	Grand Ledge	2	14,528	2	14,528	12	12	4.6	0	0	0
NG Grand Ledge Hangar		Army Guard	Grand Ledge	1	26,304	1	26,304	29	29	12.1	56	10	0
NG Greenville		Army Guard	Greenville	4	25,669	4	25,669	5	5	6.1	152	1	1
NG Howell		Army Guard	Howell	3	35,834	3	35,834	6	6	8.5	175	0	0
NG Iron River		Army Guard	Iron River	3	20,051	3	20,051	5	5	4.1	59	0	1
NG Ironwood		Army Guard	Ironwood	5	0	5	0	10	10	4.1	0	0	0
NG Ishpeming		Army Guard	Ishpeming	7	38,691	7	38,691	8	8	8.5	185	20	1
NG Jackson (New)		Army Guard	Jackson	1	52,933	1	52,933	30	30	11.8	324	0	1
NG Kalamazoo		Army Guard	Kalamazoo	5	32,226	5	32,226	43	43	6.3	232	3	0
NG Kingsford		Army Guard	Iron Mountain	5	29,383	5	29,383	3	3	7.1	64	3	0
NG Lansing CSMS		Army Guard	Lansing	9	93,506	9	93,506	18	18	27.8	0	0	0
NG Lansing Headquarters		Army Guard	Lansing	0	0	0	0	6	6	0.0	0	0	0
NG Lansing Headquarters Complex		Army Guard	Lansing	8	509,575	8	509,575	59	59	145.0	1,506	308	63
NG Lansing USPFO		Army Guard	Lansing	7	78,679	7	78,679	6	6	13.6	0	0	0
NG Lapeer		Army Guard	Lapeer	4	20,532	4	20,532	6	6	4.8	122	4	0
NG Manistee		Army Guard	Manistee	2	28,709	2	28,709	5	5	6.5	76	1	0
NG Marquette		Army Guard	Marquette	4	33,115	4	33,115	6	6	7.1	83	4	1
NG Midland		Army Guard	Midland	8	48,714	8	48,714	12	12	8.6	173	13	2
NG Montague		Army Guard	Montague	6	65,059	6	65,059	10	10	9.6	161	6	1
NG Pontiac		Army Guard	Pontiac	3	32,037	3	32,037	10	10	7.6	171	0	1
NG Port Huron		Army Guard	Port Huron	1	13,383	1	13,383	5	5	3.7	105	1	1
NG Saginaw		Army Guard	Saginaw	2	29,779	2	29,779	6	6	7.3	93	0	0
NG Sault Ste Marie		Army Guard	Sault Ste Marie	6	49,956	6	49,956	9	9	8.0	189	11	1
NG Selfridge ANGB		Army Guard	Harrison Township	0	0	0	0			0.0	213	1	0

* All Locations that do not meet criteria of at least five (5) Acres AND at least \$5M PRV.

State/Territories Army National Guard Base Structure Report - As of 30 Sept 2010

SITE	BRAC 2005	COMPONENT	NAME NEAREST CITY	BUILDINGS				STATE OWNED ACRES	TOTAL ACRES	PRV (\$M)	MIL	CIV	OTHER
				STATE OWNED		TOTAL							
				COUNT	SQFT	COUNT	SQFT						
NG South Haven		Army Guard	South Haven	4	0	4	0	19	19	3.3	0	0	0
NG Sturgis		Army Guard	Sturgis	4	23,411	4	23,411	6	6	5.6	56	0	1
NG Taylor		Army Guard	Taylor	5	62,308	5	62,308	17	17	17.1	459	3	1
NG Three Rivers		Army Guard	Three Rivers	3	0	3	0	10	10	2.6	0	0	0
NG Wyoming		Army Guard	Wyoming	6	113,533	6	113,533	10	10	22.6	647	15	1
NG Ypsilanti		Army Guard	Ypsilanti	5	76,397	5	76,397	9	9	14.6	156	18	1
* OTHER SITE(S) : 12				23	64,244	23	64,244	16	16	25.7	260	3	126
Michigan Total:				517	3,982,056	517	3,982,056	147,329	147,329	1,242.8	8,901	623	255

Minnesota

Cambridge NG Armory		Army Guard	Cambridge	0	0	0	0	5	5	0.0	164	1	0
Camp Ripley		Army Guard	Little Falls	1,294	2,648,517	1,294	2,648,517	52,758	52,759	958.3	2,753	291	510
Camp Ripley ACUB		Army Guard	Little Falls	0	0	0	0		8,255	0.0	0	0	0
Faribault Armed Forces Reserve Center (AFRC)		Army Guard	Faribault	2	64,494	2	64,494			15.6	95	11	0
NG AASF Leased Hangar		Army Guard	St. Paul	0	0	0	0			6.4	0	0	0
NG Adjutant General's Offices		Army Guard	St. Paul	1	21,000	1	21,000			6.0	222	0	0
NG Albert Lea Armory		Army Guard	Albert Lea	1	28,942	1	28,942	8	8	7.0	82	1	0
NG Alexandria Armory		Army Guard	Alexandria	1	20,547	1	20,547	1	1	5.1	138	0	0
NG Appleton Armory		Army Guard	Appleton	1	23,758	1	23,758	1	1	5.9	139	0	0
NG Appleton OMS #7		Army Guard	Appleton	3	21,297	3	21,297	5	5	4.3	0	9	0
NG Austin Armory		Army Guard	Austin	3	23,044	3	23,044	5	5	6.0	131	1	0
NG Bemidji Armory		Army Guard	Bemidji	1	21,288	1	21,288	5	5	5.5	79	1	0
NG Bloomington Armory		Army Guard	Minneapolis	2	42,137	2	42,137	11	11	10.9	457	11	0
NG Brainerd Armory		Army Guard	Brainerd	1	39,112	1	39,112	9	9	10.0	137	5	0
NG Brooklyn Park Armory		Army Guard	Minneapolis	1	28,433	1	28,433	5	5	7.4	189	1	0
NG Chisholm Armory		Army Guard	Chisholm	1	18,308	1	18,308	193	193	4.5	66	2	0
NG Cloquet NGA OMS 13S		Army Guard	Cloquet	2	21,629	2	21,629	4	4	5.9	86	7	0
NG Cottage Grove Armory		Army Guard	Cottage Grove	1	54,673	1	54,673	7	7	14.0	166	6	0
NG Crookston Armory		Army Guard	Crookston	1	22,064	1	22,064	6	6	5.9	52	3	0
NG Detroit Lakes Armory OMS #5		Army Guard	Detroit Lakes	4	23,909	4	23,909	5	5	6.4	62	10	0
NG Duluth Armory		Army Guard	Duluth	1	43,789	1	43,789	207	207	11.3	376	6	0
NG E. St Paul Armory		Army Guard	St. Paul	1	19,935	1	19,935	5	5	5.3	136	0	0
NG Fairmont Armory		Army Guard	Fairmont	2	17,432	2	17,432	96	96	4.5	56	1	0
NG Faribault Armory		Army Guard	Faribault	1	16,006	1	16,006	5	5	4.2	147	0	0
NG Fergus Falls Armory		Army Guard	Fergus Falls	1	20,490	1	20,490	2	2	5.1	72	3	0

* All Locations that do not meet criteria of at least five (5) Acres AND at least \$5M PRV.

State/Territories Army National Guard Base Structure Report - As of 30 Sept 2010

SITE	BRAC 2005	COMPONENT	NAME NEAREST CITY	BUILDINGS				STATE OWNED ACRES	TOTAL ACRES	PRV (\$M)	MIL	CIV	OTHER
				STATE OWNED		TOTAL							
				COUNT	SQFT	COUNT	SQFT						
NG Hastings Armory		Army Guard	Hastings	2	24,487	2	24,487	7	7	5.8	94	0	0
NG Hibbing NGA OMS 13		Army Guard	Hibbing	3	27,561	3	27,561	4	4	7.0	85	9	0
NG Holman Field AASF		Army Guard	St. Paul	2	109,059	2	109,059	8	8	36.3	266	7	0
NG Hutchinson Armory		Army Guard	Hutchinson	2	23,955	2	23,955	5	5	5.6	92	0	0
NG Inver Grove Hieghts Armory		Army Guard	Inver Grove Heights	1	42,477	1	42,477	5	5	11.0	210	0	0
NG Jackson Armory		Army Guard	Jackson	3	22,789	3	22,789	25	25	5.5	55	1	0
NG Long Prairie Armory		Army Guard	Long Prairie	3	29,485	3	29,485	5	5	7.6	81	1	0
NG Luverne Armory		Army Guard	Luverne	1	20,898	1	20,898	55	55	5.2	57	0	0
NG Madison Armory		Army Guard	Madison	2	27,121	2	27,121	1	1	7.0	50	0	0
NG Mankato Armory		Army Guard	Mankato	2	65,160	2	65,160	5	5	13.3	165	15	0
NG Minneapolis Armory		Army Guard	Minneapolis	1	37,013	1	37,013	6	6	9.6	174	15	0
NG Montevideo Armory		Army Guard	Montevideo	1	39,370	1	39,370	44	44	10.1	101	9	2
NG Monticello Armory		Army Guard	Monticello	2	31,085	2	31,085	1	1	7.6	163	1	0
NG Moorhead Armory		Army Guard	Moorhead	2	55,928	2	55,928	7	7	11.9	189	8	0
NG Morris Armory		Army Guard	Morris	1	17,987	1	17,987	42	42	4.7	50	1	0
NG New Ulm Armory		Army Guard	New Ulm	1	19,590	1	19,590	1	1	5.1	102	6	0
NG Northfield Armory		Army Guard	Northfield	1	19,248	1	19,248	1	1	5.2	71	0	0
NG Olivia Armory		Army Guard	Olivia	1	21,712	1	21,712	1	1	5.3	57	1	0
NG Ortonville Armory		Army Guard	Ortonville	1	26,231	1	26,231	2	2	6.6	56	1	0
NG Owatonna Armory		Army Guard	Owatonna	1	18,906	1	18,906	5	5	4.9	60	0	0
NG Pine City Armory		Army Guard	Pine City	2	16,386	2	16,386	40	40	4.2	85	0	0
NG Pipestone Armory		Army Guard	Pipestone	1	13,883	1	13,883	9	9	3.5	54	3	0
NG Red Wing Armory		Army Guard	Red Wing	1	17,171	1	17,171	105	105	4.4	57	1	0
NG Redwood Falls Armory		Army Guard	Redwood Falls	1	18,403	1	18,403	9	9	4.9	86	0	0
NG Rochester NGA and OMS 2		Army Guard	Rochester	4	40,248	4	40,248	408	408	10.9	337	8	0
NG Rosemount Armory		Army Guard	Rosemount	1	99,522	1	99,522	112	112	24.7	447	8	0
NG Rosemount Maint Facility		Army Guard	Rosemount	1	30,516	1	30,516	44	44	10.6	0	24	0
NG Roseville Armory		Army Guard	St. Paul	2	47,401	2	47,401	7	7	11.8	388	10	0
NG St Cloud AASF		Army Guard	St. Cloud	1	140,625	1	140,625		54	55.3	0	0	0
NG St Cloud Armory		Army Guard	St. Cloud	1	40,373	1	40,373	57	57	10.5	652	70	0
NG St James Armory and MVS		Army Guard	St. James	3	29,501	3	29,501	2	2	6.5	65	2	0
NG St Paul Armory		Army Guard	St. Paul	1	91,277	1	91,277	2	2	22.3	943	114	0
NG St Peter Armory		Army Guard	St. Peter	2	21,604	2	21,604	11	11	5.1	70	2	0
NG Stillwater Armory		Army Guard	Stillwater	1	27,168	1	27,168	1	1	6.7	174	2	0
NG Wadena Armory		Army Guard	Wadena	2	20,754	2	20,754	2	2	5.2	66	2	0

* All Locations that do not meet criteria of at least five (5) Acres AND at least \$5M PRV.

State/Territories Army National Guard Base Structure Report - As of 30 Sept 2010

SITE	BRAC 2005	COMPONENT	NAME NEAREST CITY	BUILDINGS				STATE OWNED ACRES	TOTAL ACRES	PRV (\$M)	MIL	CIV	OTHER
				STATE OWNED		TOTAL							
				COUNT	SQFT	COUNT	SQFT						
NG Willmar NGA and OMS 4		Army Guard	Willmar	2	22,251	2	22,251	2	2	6.0	189	16	0
NG Winona Armory		Army Guard	Winona	2	19,051	2	19,051	5	5	4.9	134	1	0
* OTHER SITE(S) : 18				15	146,500	15	146,500	16	18	37.3	802	11	0
Minnesota Total:				1,402	4,763,500	1,402	4,763,500	54,404	62,716	1,525.5	12,532	719	512
Mississippi													
CTA Camp McCain 3		Army Guard	Grenada	4	15,018	4	15,018	6	6	3.5	0	0	0
Monticello Readiness Center		Army Guard	Monticello	0	0	0	0		16	0.0	0	0	0
NG Aberdeen		Army Guard	Aberdeen	5	20,132	5	20,132		5	4.5	95	0	0
NG Ackerman		Army Guard	Ackerman	2	16,845	2	16,845		7	3.4	53	0	0
NG Amory		Army Guard	Amory	3	33,437	3	33,437		12	6.9	88	0	0
NG Batesville		Army Guard	Batesville	2	27,736	2	27,736		8	5.7	96	0	0
NG Bay Springs		Army Guard	Bay Springs	4	28,486	4	28,486		5	5.6	67	0	0
NG Booneville		Army Guard	Booneville	3	19,261	3	19,261		7	3.9	85	1	0
NG Brandon		Army Guard	Brandon	6	21,954	6	21,954		5	4.0	119	0	0
NG Brookhaven Readiness Center & FMS #3		Army Guard	Brookhaven	5	37,574	5	37,574	15	15	8.4	109	10	0
NG Bruce		Army Guard	Bruce	2	15,514	2	15,514		5	3.2	110	0	0
NG Calhoun City		Army Guard	Calhoun City	6	16,730	6	16,730		8	3.2	110	0	0
NG Canton		Army Guard	Canton	3	27,405	3	27,405		7	5.5	155	0	0
NG Carthage		Army Guard	Carthage	5	17,494	5	17,494		5	3.4	88	0	0
NG Charleston		Army Guard	Charleston	5	19,816	5	19,816		5	4.1	71	0	0
NG Clarksdale Readiness Center		Army Guard	Clarksdale	0	0	0	0	14	14	0.0	0	0	0
NG Cleveland		Army Guard	Cleveland	2	14,889	2	14,889		5	3.0	58	0	0
NG Clinton		Army Guard	Clinton	2	16,098	2	16,098		7	3.3	119	0	0
NG Collins		Army Guard	Collins	3	15,304	3	15,304		5	3.1	58	0	0
NG Columbia Readiness Center		Army Guard	Columbia	4	39,882	4	39,882		10	10.7	39	0	0
NG Columbus		Army Guard	Columbus	4	20,467	4	20,467		7	3.9	59	0	0
NG Corinth		Army Guard	Corinth	2	18,328	2	18,328		5	3.7	84	0	0
NG Crystal Springs		Army Guard	Crystal Springs	3	32,243	3	32,243		13	6.6	82	0	0
NG De Kalb		Army Guard	De Kalb	4	17,268	4	17,268		7	3.4	58	0	0
NG Decatur FMS #7		Army Guard	Decatur	2	59,110	2	59,110	6	6	11.9	0	21	0
NG Drew		Army Guard	Drew	2	19,313	2	19,313		7	3.9	59	0	0
NG Eupora		Army Guard	Eupora	2	10,368	2	10,368		6	2.2	57	0	0
NG Forest		Army Guard	Forest	3	28,428	3	28,428		10	5.5	67	0	0
NG Gloster		Army Guard	Gloster	2	16,342	2	16,342		5	3.3	56	0	0

* All Locations that do not meet criteria of at least five (5) Acres AND at least \$5M PRV.

State/Territories Army National Guard Base Structure Report - As of 30 Sept 2010

SITE	BRAC 2005	COMPONENT	NAME NEAREST CITY	BUILDINGS				STATE OWNED ACRES	TOTAL ACRES	PRV (\$M)	MIL	CIV	OTHER
				STATE OWNED		TOTAL							
				COUNT	SQFT	COUNT	SQFT						
NG Greenville		Army Guard	Greenville	2	34,616	2	34,616		20	7.3	96	0	0
NG Greenwood Armory and FMS #6A		Army Guard	Greenwood	6	25,121	6	25,121		6	5.3	84	5	0
NG Grenada		Army Guard	Grenada	6	35,878	6	35,878		6	6.5	92	0	0
NG Gulfport AVCRAD		Army Guard	Gulfport	10	165,840	10	165,840	23	54	54.5	385	101	28
NG Hattiesburg		Army Guard	Hattiesburg	4	21,119	4	21,119		14	4.1	148	0	0
NG Hawkins Field		Army Guard	Jackson	9	102,262	9	102,262		11	27.5	253	46	10
NG Hernando		Army Guard	Hernando	2	16,057	2	16,057		5	3.4	79	0	0
NG Holly Springs		Army Guard	Holly Springs	4	11,802	4	11,802		8	2.4	59	0	0
NG Houston		Army Guard	Houston	3	15,899	3	15,899		6	2.9	104	0	0
NG Indianola		Army Guard	Indianola	3	18,133	3	18,133	8	8	3.7	67	0	0
NG Iuka		Army Guard	Iuka	4	18,364	4	18,364		6	3.7	29	0	0
NG Jackson N.W. St.		Army Guard	Jackson	6	40,701	6	40,701	8	8	9.0	279	4	0
NG Jackson Raymond Road Armory and FMS #9		Army Guard	Jackson	8	81,712	8	81,712		17	16.0	397	24	6
NG Kiln Readiness Center		Army Guard	Kiln	2	27,630	2	27,630		6	7.4	67	0	0
NG Kosciusko		Army Guard	Kosciusko	4	25,179	4	25,179		14	6.0	59	0	0
NG Laurel		Army Guard	Laurel	4	21,410	4	21,410		7	4.1	112	1	1
NG Louisville Armory and FMS #2A		Army Guard	Louisville	4	29,476	4	29,476		10	6.4	81	6	0
NG Lucedale		Army Guard	Lucedale	2	16,146	2	16,146		6	3.5	125	0	0
NG McComb		Army Guard	McComb	3	22,980	3	22,980		5	4.6	178	0	0
NG Meridian		Army Guard	Meridian	10	67,379	10	67,379		22	21.6	270	36	10
NG Meridian OMS 11		Army Guard	Meridian	1	144	1	144		5	0.1	19	0	0
NG Monticello Armory and FMS #3A		Army Guard	Monticello	5	21,977	5	21,977		13	4.4	98	10	1
NG Morton		Army Guard	Morton	3	28,981	3	28,981		5	5.5	67	0	0
NG Nettleton		Army Guard	Nettleton	2	16,478	2	16,478		6	3.4	68	0	0
NG Newton		Army Guard	Newton	5	30,539	5	30,539		6	6.0	196	0	0
NG Oxford		Army Guard	Oxford	2	70,453	2	70,453	21	21	16.8	67	1	0
NG Pascagoula		Army Guard	Pascagoula	1	11,084	1	11,084		10	2.1	109	0	0
NG Philadelphia		Army Guard	Philadelphia	4	25,183	4	25,183		6	4.4	175	2	0
NG Philadelphia FMS #2		Army Guard	Philadelphia	3	6,223	3	6,223		6	1.6	0	10	0
NG Picayune		Army Guard	Picayune	4	23,447	4	23,447	7	7	4.9	109	0	0
NG Pontotoc		Army Guard	Pontotoc	3	19,678	3	19,678	7	7	4.0	85	0	0
NG Poplarville Readiness Center		Army Guard	Poplarville	3	34,030	3	34,030		5	8.4	140	0	0
NG Prentiss		Army Guard	Prentiss	6	19,495	6	19,495	8	8	3.3	64	0	0
NG Purvis		Army Guard	Purvis	3	15,642	3	15,642	8	8	3.0	54	0	0
NG Quitman		Army Guard	Unknown	3	11,132	3	11,132		5	2.3	58	0	0

* All Locations that do not meet criteria of at least five (5) Acres AND at least \$5M PRV.

**State/Territories Army National Guard
Base Structure Report - As of 30 Sept 2010**

SITE	BRAC 2005	COMPONENT	NAME NEAREST CITY	BUILDINGS				STATE OWNED ACRES	TOTAL ACRES	PRV (\$M)	MIL	CIV	OTHER
				STATE OWNED		TOTAL							
				COUNT	SQFT	COUNT	SQFT						
NG Richton		Army Guard	Richton	4	14,876	4	14,876	7	7	2.9	58	0	0
NG Ripley Armory and FMS #1A		Army Guard	Ripley	7	22,525	7	22,525		6	4.0	57	4	0
NG Rolling Fork		Army Guard	Rolling Fork	3	17,291	3	17,291		9	3.5	65	0	0
NG Senatobia Armory and FMS #5		Army Guard	Senatobia	5	65,062	5	65,062		13	14.1	146	14	0
NG Southaven Wm		Army Guard	Southaven	0	0	0	0		16	5.5	250	0	0
NG Starkville		Army Guard	Starkville	5	36,422	5	36,422		10	7.4	138	0	0
NG Tago		Army Guard	Jackson	9	100,574	9	100,574	10	10	20.5	799	152	161
NG Taylorsville		Army Guard	Taylorsville	4	15,469	4	15,469		5	3.1	59	1	0
NG Tupelo		Army Guard	Tupelo	9	108,880	9	108,880		18	28.0	490	68	7
NG Tupelo AASF (New)		Army Guard	Tupelo	0	0	0	0		37	0.0	0	0	0
NG Tupelo FMS #1		Army Guard	Tupelo	3	11,416	3	11,416		6	2.7	0	15	0
NG Tylertown		Army Guard	Tylertown	5	13,528	5	13,528		11	2.3	62	0	0
NG USPFO MS		Army Guard	Pearl	8	111,151	8	111,151		35	20.0	49	122	13
NG Vicksburg Station		Army Guard	Vicksburg	5	49,341	5	49,341	10	10	10.5	197	0	0
NG West Point		Army Guard	West Point	3	21,995	3	21,995		6	4.5	97	1	0
NG West Point FMS #8		Army Guard	West Point	5	14,363	5	14,363		5	3.5	0	12	0
NG Wiggins Readiness Center		Army Guard	Wiggins	1	26,967	1	26,967	6	6	6.5	59	0	0
NG Winona		Army Guard	Winona	2	28,128	2	28,128	12	12	5.8	53	0	0
NG Yazoo City		Army Guard	Yazoo City	5	16,521	5	16,521		5	3.2	0	0	0
St. Martin Readiness Center		Army Guard	Unknown	2	40,323	2	40,323	9	9	9.1	0	0	0
* OTHER SITE(S) : 22				39	161,707	39	161,707	3	33	37.6	744	10	0
Mississippi Total:				358	2,634,167	358	2,634,167	188	849	594.4	9,638	677	237

Missouri

NG Albany		Army Guard	Albany	1	25,575	1	25,575	3	3	6.0	105	3	0
NG Aurora		Army Guard	Aurora	4	66,774	4	66,774	2	2	11.2	182	3	1
NG Cape Girardeau		Army Guard	Cape Girardeau	5	44,243	5	44,243	5	5	11.3	275	29	7
NG Centertown		Army Guard	Centertown	3	12,535	3	12,535	7	7	2.8	94	3	1
NG Chillicothe		Army Guard	Chillicothe	2	28,471	2	28,471	3	3	5.9	106	3	0
NG Clinton		Army Guard	Clinton	3	26,318	3	26,318	3	3	5.0	68	1	0
NG Columbia		Army Guard	Columbia	2	28,854	2	28,854	10	10	6.4	138	6	1
NG DeSoto		Army Guard	De Soto	3	25,761	3	25,761	1	1	6.5	94	0	0
NG Dexter (New)		Army Guard	Dexter	2	27,808	2	27,808	10	15	6.7	65	1	3
NG Farmington		Army Guard	Farmington	3	23,529	3	23,529	5	5	5.9	73	0	1
NG Festus		Army Guard	Festus	4	39,755	4	39,755	40	40	9.7	164	23	1

* All Locations that do not meet criteria of at least five (5) Acres AND at least \$5M PRV.

State/Territories Army National Guard Base Structure Report - As of 30 Sept 2010

SITE	BRAC 2005	COMPONENT	NAME NEAREST CITY	BUILDINGS				STATE OWNED ACRES	TOTAL ACRES	PRV (\$M)	MIL	CIV	OTHER
				STATE OWNED		TOTAL							
				COUNT	SQFT	COUNT	SQFT						
NG Fulton		Army Guard	Fulton	3	18,576	3	18,576	5	5	4.1	128	1	3
NG Hannibal		Army Guard	Hannibal	2	20,429	2	20,429	7	7	5.2	173	0	2
NG Harrisonville		Army Guard	Harrisonville	4	24,432	4	24,432	8	8	6.1	173	21	1
NG Independence		Army Guard	Independence	3	18,388	3	18,388	6	6	4.9	106	0	1
NG Jackson		Army Guard	Jackson	2	14,313	2	14,313	6	6	3.2	58	0	1
NG Jefferson Barracks St Louis		Army Guard	St. Louis	11	222,450	11	222,450	35	35	60.5	1,124	37	36
NG Jefferson City		Army Guard	Jefferson City	2	47,209	2	47,209	15	15	10.4	382	8	0
NG Jefferson City AASF		Army Guard	Jefferson City	1	29,847	1	29,847	17	17	10.3	123	0	5
NG Joplin		Army Guard	Joplin	2	29,192	2	29,192	5	5	6.3	187	7	4
NG Kansas City		Army Guard	Kansas City	2	95,949	2	95,949	8	8	20.8	639	6	12
NG Kennett		Army Guard	Kennett	1	15,665	1	15,665	5	5	3.6	64	0	4
NG Kirksville		Army Guard	Kirksville	1	34,489	1	34,489	3	3	7.5	74	1	0
NG Lebanon		Army Guard	Lebanon	1	16,844	1	16,844	6	6	3.9	261	12	1
NG Lexington		Army Guard	Lexington	3	33,031	3	33,031	5	5	6.8	308	8	1
NG Macon		Army Guard	Macon	4	33,901	4	33,901	10	10	7.7	116	1	1
NG Macon TS		Army Guard	Macon	6	4,257	6	4,257	3,083	3,083	8.5	0	0	0
NG Marshall		Army Guard	Marshall	4	23,972	4	23,972	4	4	5.8	75	21	1
NG Maryville		Army Guard	Maryville	1	32,752	1	32,752		4	7.5	99	13	1
NG Pierce City (New)		Army Guard	Pierce City	3	30,282	3	30,282		10	6.5	165	2	0
NG Poplar Bluff		Army Guard	Poplar Bluff	3	43,181	3	43,181	10	10	9.8	155	26	3
NG Rolla		Army Guard	Rolla	6	39,672	6	39,672	3	3	9.4	109	21	7
NG Sedalia		Army Guard	Sedalia	1	35,750	1	35,750	1	1	8.2	140	413	28
NG Sikeston		Army Guard	Sikeston	3	29,074	3	29,074	2	2	7.0	58	0	3
NG Springfield		Army Guard	Springfield	4	60,043	4	60,043	16	16	13.4	624	21	7
NG Springfield AVCRAD		Army Guard	Springfield	6	107,362	6	107,362		35	38.3	0	51	142
NG St Joseph		Army Guard	St. Joseph	4	36,290	4	36,290	5	5	8.6	313	20	1
NG St Peters Leased Armory		Army Guard	St. Peters	0	0	0	0		1	5.4	0	0	1
NG Trenton		Army Guard	Trenton	3	22,657	3	22,657	10	10	6.1	173	21	2
NG TS Clark Natl Forest Wappapello		Army Guard	Wappapello	11	16,402	11	16,402	2,200	2,200	9.2	0	0	0
NG TS Ike Skelton Jefferson City		Army Guard	Jefferson City	22	411,815	22	411,815	385	385	111.5	1,011	197	268
NG TS Raytown		Army Guard	Kansas City	10	17,568	10	17,568	43	43	3.7	0	20	0
NG Warrenton		Army Guard	Warrenton	2	18,481	2	18,481	6	6	4.1	114	1	3
NG Whiteman AFB Knob Noster		Army Guard	Whiteman Afb	0	0	0	0		44	0.0	352	95	0
TS Truman Reservoir Clinton		Army Guard	Clinton	0	0	0	0		691	0.0	0	0	0
* OTHER SITE(S) : 31				40	335,221	40	335,221	41	44	79.9	1,178	47	39

* All Locations that do not meet criteria of at least five (5) Acres AND at least \$5M PRV.

State/Territories Army National Guard Base Structure Report - As of 30 Sept 2010

SITE	BRAC 2005	COMPONENT	NAME NEAREST CITY	BUILDINGS				STATE OWNED ACRES	TOTAL ACRES	PRV (\$M)	MIL	CIV	OTHER
				STATE OWNED		TOTAL							
				COUNT	SQFT	COUNT	SQFT						
Missouri Total:				203	2,269,117	203	2,269,117	6,036	6,829	581.5	9,846	1,143	593
Montana													
NG Anaconda Readiness Center		Army Guard	Anaconda	2	8,972	2	8,972	5	5	2.4	53	0	0
NG Belgrade RC - FMS05		Army Guard	Belgrade	6	66,675	6	66,675	12	12	17.6	171	6	3
NG Billings AFRC		Army Guard	Billings	4	137,156	4	137,156	21	21	34.2	567	2	3
NG Billings FMS 06		Army Guard	Billings	6	20,748	6	20,748	8	8	5.9	0	8	0
NG Butte AFRC		Army Guard	Butte	5	26,354	5	26,354	5	5	7.5	146	1	2
NG Chinook RC - FMS 07		Army Guard	Chinook	6	16,154	6	16,154	6	6	5.1	0	3	0
NG Culbertson RC - FMS 04		Army Guard	Culbertson	7	28,150	7	28,150	5	5	7.6	40	4	0
NG Dillon Readiness Center		Army Guard	Dillon	3	35,755	3	35,755	5	5	7.5	15	0	0
NG Glasgow Readiness Center		Army Guard	Glasgow	5	17,235	5	17,235	5	5	3.5	55	0	1
NG Great Falls RC (Malmstrom AFB)		Army Guard	Great Falls	0	0	0	0		10	0.1	31	0	2
NG Hamilton Readiness Center		Army Guard	Hamilton	3	10,621	3	10,621	6	6	2.8	48	0	0
NG Harlowton Readiness Center		Army Guard	Harlowton	1	11,564	1	11,564	6	6	3.0	46	0	0
NG Havre Readiness Center		Army Guard	Havre	2	31,118	2	31,118	6	6	8.0	73	0	0
NG Helena - Womack RC		Army Guard	Helena	1	20,743	1	20,743	15	15	5.4	0	0	0
NG Helena Aviation RC- AASF- C12		Army Guard	Helena	2	13,221	2	13,221	60	60	91.1	476	123	20
NG Helena FMS 03		Army Guard	Helena	4	24,530	4	24,530	3	3	7.1	0	0	0
NG Helena Macdonald Land		Army Guard	Helena	0	0	0	0	9	9	0.0	0	0	0
NG Kalispell FMS 01-AFRC		Army Guard	Kalispell	6	72,017	6	72,017	20	20	19.7	265	6	3
NG Lewistown Readiness Center		Army Guard	Lewistown	2	9,904	2	9,904	5	5	2.8	45	0	0
NG Libby Readiness Center		Army Guard	Libby	2	19,260	2	19,260	10	10	5.8	38	0	0
NG Livingston Readiness Center		Army Guard	Livingston	1	15,851	1	15,851	5	5	4.9	47	0	0
NG Malta Readiness Center		Army Guard	Malta	3	10,372	3	10,372	5	5	2.6	72	0	0
NG Miles City Land		Army Guard	Miles City	0	0	0	0		17	0.0	0	0	0
NG Missoula AFRC		Army Guard	Missoula	3	89,420	3	89,420	30	30	21.1	633	5	1
NG Missoula Readiness Center		Army Guard	Missoula	0	0	0	0		5	7.7	0	0	0
NG TS Waco LTA		Army Guard	Billings	0	0	0	0		4,680	0.2	0	0	0
* OTHER SITE(S) : 12				8	20,871	8	20,871	5	7	12.6	110	0	49
Montana Total:				82	706,690	82	706,690	257	4,972	286.2	2,931	158	84
Nebraska													
NG Ashland FMS 05		Army Guard	Ashland	8	9,770	8	9,770	70	70	8.6	0	0	0
NG Beatrice Armed Forces Reserve Center		Army Guard	Beatrice	0	0	0	0		15	0.0	0	0	0
NG Beatrice Readiness Center		Army Guard	Beatrice	3	18,754	3	18,754	10	10	4.0	167	0	0

* All Locations that do not meet criteria of at least five (5) Acres AND at least \$5M PRV.

State/Territories Army National Guard Base Structure Report - As of 30 Sept 2010

SITE	BRAC 2005	COMPONENT	NAME NEAREST CITY	BUILDINGS				STATE OWNED ACRES	TOTAL ACRES	PRV (\$M)	MIL	CIV	OTHER
				STATE OWNED		TOTAL							
				COUNT	SQFT	COUNT	SQFT						
NG Chadron Readiness Center		Army Guard	Chadron	2	15,187	2	15,187	5	5	3.2	99	0	0
NG Columbus AFRC		Army Guard	Columbus	0	0	0	0		20	0.0	0	0	0
NG Fremont Readiness Center		Army Guard	Fremont	1	24,090	1	24,090	3	3	5.3	49	0	0
NG Gering RC/FMS 04		Army Guard	Gering	5	27,373	5	27,373	2	2	6.7	9	7	0
NG Grand Island AASF/RC		Army Guard	Grand Island	3	160,861	3	160,861		50	42.9	3	59	1
NG Grand Island Readiness Center		Army Guard	Grand Island	2	25,298	2	25,298	3	3	5.7	270	0	0
NG Kearney RC/FMS 02		Army Guard	Kearney	6	86,250	6	86,250	29	29	17.5	203	15	0
NG Lincoln 1776 Armory		Army Guard	Lincoln	2	75,543	2	75,543	9	9	15.3	464	78	26
NG Lincoln Complex/FMS 01		Army Guard	Lincoln	17	147,962	17	147,962	14	14	30.1	77	144	39
NG Lincoln CSMS 31/USPFO		Army Guard	Lincoln	5	119,737	5	119,737	19	19	22.9	27	16	7
NG Lincoln TAG Headquarters		Army Guard	Lincoln	1	32,725	1	32,725	2	2	6.8	90	18	49
NG McCook AFRC		Army Guard	Mccook	0	0	0	0		34	0.0	0	0	0
NG Norfolk FMS 07		Army Guard	Norfolk	3	26,718	3	26,718	14	14	7.7	0	12	0
NG North Omaha Readiness Center		Army Guard	Omaha	1	42,771	1	42,771		20	10.2	326	0	0
NG North Platte RC/FMS 03		Army Guard	North Platte	3	30,176	3	30,176	2	2	6.7	73	5	0
NG Omaha Readiness Center		Army Guard	Omaha	4	62,026	4	62,026	6	6	11.5	192	0	3
* OTHER SITE(S) : 19				35	309,592	35	309,592	34	34	62.4	1,100	6	0
Nebraska Total:				101	1,214,833	101	1,214,833	221	360	267.5	3,149	360	125
<u>Nevada</u>													
NG Carson City Ammo		Army Guard	Carson City	1	600	1	600	8	8	0.2	0	0	0
NG Fairview Complex		Army Guard	Carson City	9	200,797	9	200,797	29	29	55.3	368	201	162
NG Floyd Edsall Training Center		Army Guard	Las Vegas	9	117,847	9	117,847	2,344	2,344	37.4	1,366	17	30
NG Harry Reid Training Center		Army Guard	Reno	14	154,227	14	154,227	48	48	73.7	602	64	29
NG Henderson Complex		Army Guard	Henderson	6	29,559	6	29,559	35	35	10.1	188	8	1
NG Lv (Henderson) Readiness Ctr		Army Guard	Las Vegas	2	99,299	2	99,299	50	50	28.8	67	21	7
NG Stead TS		Army Guard	Reno	14	46,906	14	46,906		10	39.2	106	2	10
NG TS NAS Fallon Rg B19		Army Guard	Fallon	0	0	0	0		640	0.0	0	0	0
NG Yerington Complex		Army Guard	Yerington	6	17,143	6	17,143	4	4	6.3	84	5	0
* OTHER SITE(S) : 10				10	50,010	10	50,010	8	8	18.0	171	0	1
Nevada Total:				71	716,387	71	716,387	2,526	3,176	269.1	2,952	318	240
<u>New Hampshire</u>													
New Hampshire Regional Training Institute		Army Guard	Pembroke	0	0	0	0	214	214	0.0	0	0	0
NG Berlin Readiness Center		Army Guard	Berlin	2	24,554	2	24,554	3	3	6.4	48	0	0
NG Boscawen NH State Veterans Cemetery		Army Guard	Boscawen	3	11,615	3	11,615	104	104	83.9	0	0	0

* All Locations that do not meet criteria of at least five (5) Acres AND at least \$5M PRV.

State/Territories Army National Guard Base Structure Report - As of 30 Sept 2010

SITE	BRAC 2005	COMPONENT	NAME NEAREST CITY	BUILDINGS				STATE OWNED ACRES	TOTAL ACRES	PRV (\$M)	MIL	CIV	OTHER
				STATE OWNED		TOTAL							
				COUNT	SQFT	COUNT	SQFT						
NG Franklin Readiness Center		Army Guard	Franklin	2	17,929	2	17,929	6	6	4.8	84	0	1
NG Hillsborough Readiness Center		Army Guard	Hillsboro	3	18,243	3	18,243	10	10	19.4	139	8	1
NG Keene Readiness Center		Army Guard	Keene	2	21,112	2	21,112	7	7	5.7	68	0	8
NG Lebanon Readiness Center		Army Guard	Lebanon	2	17,042	2	17,042	10	10	4.0	54	0	0
NG Littleton Readiness Center		Army Guard	Littleton	5	34,147	5	34,147	20	20	8.3	60	7	1
NG Manchester Readiness Center		Army Guard	Manchester	2	109,131	2	109,131	8	8	71.4	430	2	3
NG Milford Readiness Center		Army Guard	Milford	3	20,243	3	20,243	11	11	5.1	155	0	0
NG Nashua Readiness Center		Army Guard	Nashua	2	23,082	2	23,082	7	7	6.2	77	0	1
NG New Hampshire AASF		Army Guard	Concord	2	111,691	2	111,691	27	27	86.5	11	0	3
NG New Hampshire TS		Army Guard	Strafford	10	58,740	10	58,740	105	105	19.6	52	6	2
NG Portsmouth Readiness Center		Army Guard	Portsmouth	2	22,432	2	22,432	5	5	6.1	49	0	1
NG Rochester Training Center Annex		Army Guard	Rochester	2	14,581	2	14,581	19	19	3.5	0	0	0
NG Somersworth Readiness Center		Army Guard	Somersworth	3	19,789	3	19,789	6	6	5.6	67	0	1
NG State Military Reservation		Army Guard	Concord	17	306,736	17	306,736	43	43	99.7	554	190	80
* OTHER SITE(S) : 6				7	47,810	7	47,810	11	11	12.3	131	0	1
New Hampshire Total:				69	878,877	69	878,877	614	614	448.4	1,979	213	103
<u>New Jersey</u>													
NG Atlantic City		Army Guard	Atlantic City	6	52,360	6	52,360	4	4	14.1	45	2	2
NG Bordentown 206		Army Guard	Bordentown	3	25,227	3	25,227	10	10	7.7	0	0	1
NG Bordentown CSMS		Army Guard	Bordentown	5	39,372	5	39,372	15	15	12.1	0	47	2
NG Bridgeton		Army Guard	Bridgeton	2	19,996	2	19,996	21	21	4.2	0	0	0
NG Burlington		Army Guard	Burlington	3	23,743	3	23,743	1	1	5.0	134	0	1
NG Cape May		Army Guard	Cape May Courthouse	4	24,354	4	24,354	21	21	6.4	132	5	2
NG Cherry Hill		Army Guard	Cherry Hill	4	41,986	4	41,986	10	10	11.7	255	0	2
NG Dover		Army Guard	Dover	4	35,183	4	35,183	16	16	8.6	170	0	1
NG Flemington		Army Guard	Flemington	3	25,573	3	25,573	13	13	5.8	83	2	1
NG Franklin		Army Guard	Franklin	2	21,944	2	21,944	10	10	4.3	0	0	0
NG Freehold		Army Guard	Freehold	3	39,168	3	39,168	5	5	8.9	134	1	1
NG Hackettstown		Army Guard	Hackettstown	3	26,999	3	26,999	15	15	6.2	80	0	2
NG Hammonton		Army Guard	Hammonton	2	13,494	2	13,494	10	10	2.3	161	0	2
NG Jersey City		Army Guard	Jersey City	1	184,813	1	184,813	2	2	44.4	261	0	1
NG Lawrenceville		Army Guard	Trenton	11	294,257	11	294,257	75	75	64.2	176	7	22
NG Lodi Armory		Army Guard	Lodi	4	48,429	4	48,429	4	4	9.2	0	0	25
NG Morristown		Army Guard	Morristown	4	82,652	4	82,652	43	43	27.1	295	2	2

* All Locations that do not meet criteria of at least five (5) Acres AND at least \$5M PRV.

State/Territories Army National Guard Base Structure Report - As of 30 Sept 2010

SITE	BRAC 2005	COMPONENT	NAME NEAREST CITY	BUILDINGS				STATE OWNED ACRES	TOTAL ACRES	PRV (\$M)	MIL	CIV	OTHER
				STATE OWNED		TOTAL							
				COUNT	SQFT	COUNT	SQFT						
NG Mount Holly		Army Guard	Mt Holly	3	15,270	3	15,270	6	6	4.3	132	0	1
NG Newark		Army Guard	Newark	1	100,396	1	100,396	2	2	25.8	134	0	1
NG Newton		Army Guard	Newton	4	20,124	4	20,124	6	6	4.8	0	0	0
NG NGTC Sea Girt NJ		Army Guard	Sea Girt	55	311,883	55	311,883	167	167	104.9	476	10	0
NG Princeton		Army Guard	Princeton	1	7,787	1	7,787	8	8	1.5	0	0	0
NG Riverdale		Army Guard	Riverdale	5	44,197	5	44,197	20	20	13.0	221	2	2
NG Somerset		Army Guard	Somerset	4	8,991	4	8,991	20	20	15.7	292	11	3
NG Teaneck		Army Guard	Teaneck	4	175,845	4	175,845	14	14	47.1	479	15	59
NG Toms River		Army Guard	Toms River	6	33,196	6	33,196	32	32	9.1	97	0	1
NG Trenton Mercer Aviation		Army Guard	Trenton	3	93,723	3	93,723	15	15	31.6	155	64	2
NG Tuckerton		Army Guard	Tuckerton	2	11,024	2	11,024	16	16	2.4	44	0	1
NG Vineland		Army Guard	Vineland	5	48,926	5	48,926	45	45	11.9	126	5	2
NG Washington		Army Guard	Port Murray	2	42,706	2	42,706	17	17	11.4	184	0	3
NG West Orange		Army Guard	West Orange	8	131,921	8	131,921	51	51	38.3	93	36	3
NG Westfield		Army Guard	Westfield	4	79,851	4	79,851	13	13	21.7	265	6	2
NG Woodbridge		Army Guard	Woodbridge	2	30,452	2	30,452	4	4	8.1	221	0	1
NG Woodbury		Army Guard	Woodbury	6	67,772	6	67,772	5	5	14.4	222	1	2
NG Woodstown		Army Guard	Woodstown	3	16,955	3	16,955	8	8	4.7	83	1	1
* OTHER SITE(S) : 4				3	22,637	3	22,637	2	2	5.8	0	0	114
New Jersey Total:				185	2,263,206	185	2,263,206	725	725	618.7	5,150	217	265
<u>New Mexico</u>													
NG Alamogordo		Army Guard	Alamogordo	1	16,803	1	16,803	5	5	3.8	62	0	0
NG Albuquerque		Army Guard	Albuquerque	5	79,172	5	79,172	17	17	19.5	412	9	0
NG Artesia		Army Guard	Artesia	3	19,858	3	19,858	6	6	3.3	0	0	0
NG Bataan Memorial Museum		Army Guard	Santa Fe	3	186,256	3	186,256	8	8	28.3	0	0	2
NG Belen		Army Guard	Belen	2	29,205	2	29,205	11	11	6.6	144	0	18
NG Carlsbad		Army Guard	Carlsbad	4	15,328	4	15,328	10	10	3.4	48	0	12
NG Clayton		Army Guard	Clayton	1	22,500	1	22,500	10	10	5.0	25	0	0
NG Deming		Army Guard	Deming	4	21,100	4	21,100	10	10	4.4	55	0	1
NG Espanola		Army Guard	Espanola	1	24,100	1	24,100	12	12	5.6	52	0	15
NG Farmington		Army Guard	Farmington	1	57,721	1	57,721	9	9	13.2	0	0	0
NG Gallup		Army Guard	Gallup	1	18,002	1	18,002	11	11	26.3	76	0	1
NG Grants		Army Guard	Grants	1	20,783	1	20,783	10	10	4.8	52	0	17
NG Hobbs		Army Guard	Hobbs	1	20,002	1	20,002	130	130	5.0	50	0	0

* All Locations that do not meet criteria of at least five (5) Acres AND at least \$5M PRV.

State/Territories Army National Guard Base Structure Report - As of 30 Sept 2010

SITE	BRAC 2005	COMPONENT	NAME NEAREST CITY	BUILDINGS				STATE OWNED ACRES	TOTAL ACRES	PRV (\$M)	MIL	CIV	OTHER
				STATE OWNED		TOTAL							
				COUNT	SQFT	COUNT	SQFT						
NG Las Cruces		Army Guard	Las Cruces	4	55,969	4	55,969	43	43	13.7	439	8	11
NG Las Vegas Camp Luna TS		Army Guard	Las Vegas	1	27,300	1	27,300	133	133	6.6	99	0	3
NG Portales		Army Guard	Portales	2	24,300	2	24,300	42	42	5.9	0	0	0
NG Raton		Army Guard	Raton	1	16,924	1	16,924	12	12	4.2	26	0	2
NG Rio Rancho TS		Army Guard	Rio Rancho	15	113,130	15	113,130	120	120	29.9	597	9	16
NG Roswell		Army Guard	Roswell	3	51,765	3	51,765			76.4	155	6	2
NG Roswell De Bremond TS		Army Guard	Roswell	3	57,496	3	57,496		43	19.1	0	0	230
NG Santa Clara (Central)		Army Guard	Central	1	22,217	1	22,217	15	15	5.0	41	0	0
NG Santa Fe - Onate Complex TS		Army Guard	Santa Fe	20	336,169	20	336,169	313	313	95.6	529	209	16
NG Santa Fe AASF		Army Guard	Santa Fe	2	28,322	2	28,322		17	8.4	91	42	2
NG Santa Rosa		Army Guard	Santa Rosa	1	21,250	1	21,250	10	10	4.9	26	0	1
NG Socorro		Army Guard	Socorro	2	12,536	2	12,536	10	10	2.8	23	0	0
NG Springer		Army Guard	Springer	3	30,479	3	30,479	40	40	7.4	57	7	0
NG Taos		Army Guard	Ranches Of Taos	1	27,300	1	27,300	10	10	6.7	75	0	0
NG Truth Or Consequences		Army Guard	Truth Or Consequences	4	21,761	4	21,761	21	21	3.5	0	0	0
NG TS Taos		Army Guard	Taos	0	0	0	0	90	90	0.0	0	0	0
NG Tucumcari		Army Guard	Tucumcari	1	20,970	1	20,970	8	8	4.8	25	0	0
* OTHER SITE(S) : 5				2	15,272	2	15,272	2	2	7.9	42	0	0
New Mexico Total:				94	1,413,990	94	1,413,990	1,118	1,178	431.9	3,201	290	349
<u>New York</u>													
Camp Smith		Army Guard	Peekskill	57	442,245	57	442,245	1,614	1,614	118.9	461	66	75
Green Haven CSMS		Army Guard	Stormville	0	0	0	0	85	85	0.0	0	0	0
NG Albany AASF 3		Army Guard	Albany	3	37,284	3	37,284	22	22	13.4	0	0	0
NG Auburn RC OMS 4		Army Guard	Auburn	3	61,388	3	61,388	13	13	16.1	155	6	3
NG Bay Shore RC OMS 21		Army Guard	Bay Shore	3	47,592	3	47,592	4	4	12.1	0	0	0
NG Bedford Ave RC OMS 12		Army Guard	New York City	1	195,309	1	195,309	2	2	58.9	120	0	4
NG Binghamton RC OMS 13		Army Guard	Binghamton	4	91,219	4	91,219	4	4	21.9	222	27	2
NG Bronx Readiness Center		Army Guard	New York City	2	31,150	2	31,150	1	1	8.9	97	0	1
NG Connecticut St RC OMS 10		Army Guard	Buffalo	1	336,380	1	336,380	4	4	76.8	437	0	6
NG DMNA HQ OMS19		Army Guard	Latham	2	178,780	2	178,780	42	42	45.0	1,201	254	159
NG Dunkirk Readiness Center		Army Guard	Dunkirk	1	21,678	1	21,678	38	38	4.9	111	0	0
NG Fifth Ave Readiness Center		Army Guard	New York City	1	481,235	1	481,235	2	2	162.1	505	7	0
NG Freeport Readiness Center		Army Guard	Freeport	2	34,729	2	34,729	3	3	7.3	0	0	1
NG Geneseo RC OMS 3		Army Guard	Geneseo	2	52,629	2	52,629	18	18	11.7	84	6	0

* All Locations that do not meet criteria of at least five (5) Acres AND at least \$5M PRV.

State/Territories Army National Guard Base Structure Report - As of 30 Sept 2010

SITE	BRAC 2005	COMPONENT	NAME NEAREST CITY	BUILDINGS				STATE OWNED ACRES	TOTAL ACRES	PRV (\$M)	MIL	CIV	OTHER
				STATE OWNED		TOTAL							
				COUNT	SQFT	COUNT	SQFT						
NG Geneva Readiness Center		Army Guard	Geneva	1	29,784	1	29,784	1	1	23.6	79	0	3
NG Gloversville Readiness Center		Army Guard	Gloversville	1	37,513	1	37,513	1	1	9.1	83	0	0
NG Guilderland TS		Army Guard	Guilderland	6	8,958	6	8,958	238	238	4.4	0	0	0
NG Hancock Field RC OMS 5		Army Guard	Syracuse	0	0	0	0		30	0.0	432	1	4
NG Hoosick Falls Readiness Center		Army Guard	Hoosick Falls	1	23,684	1	23,684	0	0	5.4	55	0	10
NG Hornell Readiness Center		Army Guard	Hornell	1	37,130	1	37,130	1	1	8.7	53	0	0
NG Horseheads Readiness Center		Army Guard	Horseheads	1	25,129	1	25,129	14	14	6.3	114	0	1
NG Huntington Stat Readiness Ctr		Army Guard	Huntington Station	2	30,225	2	30,225	3	3	6.9	132	0	1
NG Ithaca Readiness Center		Army Guard	Ithaca	1	26,965	1	26,965	8	8	6.6	83	0	0
NG Jamaica RC OMS 9		Army Guard	Middle Village	3	276,556	3	276,556	2	2	72.0	375	11	0
NG Jamestown RC OMS 2		Army Guard	Jamestown	3	41,964	3	41,964	3	3	10.5	76	5	0
NG Kingston RC OMS 7		Army Guard	Kingston	4	124,651	4	124,651	19	19	33.4	193	8	3
NG Leeds Readiness Center		Army Guard	Leeds	1	34,302	1	34,302	94	94	8.2	52	0	1
NG Lexington Ave Readiness Ctr		Army Guard	New York City	1	200,873	1	200,873	1	1	67.8	439	0	4
NG Lockport Readiness Center		Army Guard	Lockport	3	30,610	3	30,610	3	3	7.1	78	0	0
NG Marcy Ave Readiness Center		Army Guard	New York City	1	229,846	1	229,846	3	3	78.4	328	10	5
NG Masten Ave RC OMS 1		Army Guard	Buffalo	4	300,854	4	300,854	10	10	73.8	666	13	3
NG Morrisonville Readiness Center		Army Guard	Morrisonville	1	20,170	1	20,170	14	14	5.0	61	1	1
NG Newark Training Area		Army Guard	Newark	1	4,000	1	4,000	99	99	0.3	0	0	0
NG Ogdensburg Readiness Center		Army Guard	Ogdensburg	2	32,483	2	32,483	1	1	7.6	22	0	0
NG Olean Readiness Center		Army Guard	Olean	1	43,725	1	43,725	1	1	10.6	0	0	0
NG Orangeburg Readiness Center		Army Guard	Orangeburg	1	25,747	1	25,747	14	14	5.7	147	0	0
NG Patchogue Readiness Center		Army Guard	Patchogue	2	33,028	2	33,028	3	3	6.3	0	0	0
NG Peekskill Readiness Center		Army Guard	Peekskill	4	96,314	4	96,314	22	22	19.6	111	0	0
NG Poughkeepsie Readiness Center		Army Guard	Poughkeepsie	1	34,652	1	34,652	1	1	8.4	193	0	0
NG Queensbury Readiness Center		Army Guard	Queensbury	1	44,876	1	44,876	15	15	10.4	85	0	0
NG Riverhead Readiness Center		Army Guard	Riverhead	1	0	1	0	6	6	7.1	0	0	0
NG Rochester RC OMS 11		Army Guard	Rochester	4	185,544	4	185,544		25	53.0	725	61	0
NG Rome Readiness Center		Army Guard	Rome	1	26,305	1	26,305	5	5	5.7	62	0	0
NG Ronkonkoma Readiness Ctr OMS		Army Guard	Ronkonkoma	2	73,876	2	73,876		20	23.4	306	53	0
NG Saranac Lake Readiness Center		Army Guard	Saranac Lake	1	20,784	1	20,784	29	29	5.4	51	0	0
NG Saratoga Springs Museum		Army Guard	Saratoga Spgs	2	33,399	2	33,399	1	1	5.5	1	0	14
NG Staten Island RC OMS 14		Army Guard	New York City	5	85,719	5	85,719	20	20	32.2	165	20	0
NG Troy Glenmore Road RC OMS 17		Army Guard	Troy	3	73,106	3	73,106	13	13	16.0	514	13	0
NG Troy South Lake Readiness Ctr		Army Guard	Troy	3	21,223	3	21,223	6	6	4.8	57	0	0

* All Locations that do not meet criteria of at least five (5) Acres AND at least \$5M PRV.

State/Territories Army National Guard Base Structure Report - As of 30 Sept 2010

SITE	BRAC 2005	COMPONENT	NAME NEAREST CITY	BUILDINGS				STATE OWNED ACRES	TOTAL ACRES	PRV (\$M)	MIL	CIV	OTHER
				STATE OWNED		TOTAL							
				COUNT	SQFT	COUNT	SQFT						
NG Utica Readiness Center OMS 6		Army Guard	Utica	4	138,036	4	138,036	20	20	31.9	333	17	0
NG Valhalla RC OMS 8		Army Guard	Valhalla	3	61,873	3	61,873	8	8	14.9	51	13	0
NG Walton Readiness Center		Army Guard	Walton	1	18,393	1	18,393	13	13	4.4	49	0	0
NG Whitehall RC OMS 15		Army Guard	Whitehall	2	43,469	2	43,469	4	4	10.9	0	6	0
NG Whitestone Readiness Center		Army Guard	Middle Village	1	35,000	1	35,000	2	2	11.5	112	5	0
NG Windsor TS		Army Guard	Windsor	0	0	0	0		16	2.1	0	0	0
NG Yonkers Readiness Center		Army Guard	Yonkers	3	33,623	3	33,623	3	3	6.8	221	0	0
* OTHER SITE(S) : 8				4	58,185	4	58,185	9	9	7.1	117	0	1
New York Total:				170	4,714,192	170	4,714,192	2,564	2,655	1,296.6	10,014	603	302
North Carolina													
NG Albemarle		Army Guard	Albemarle	1	18,885	1	18,885	5	5	3.9	53	0	0
NG Asheville		Army Guard	Asheville	5	21,529	5	21,529	9	9	4.5	0	0	0
NG Belmont		Army Guard	Belmont	1	13,401	1	13,401	5	5	2.7	99	0	0
NG Benson		Army Guard	Benson	2	15,417	2	15,417	5	5	3.3	187	0	0
NG Beulaville		Army Guard	Beulaville	1	11,304	1	11,304	5	5	2.4	60	0	0
NG Boone		Army Guard	Boone	1	11,150	1	11,150	6	6	2.4	74	0	0
NG Butner		Army Guard	Butner	3	24,312	3	24,312	27	27	5.6	141	19	0
NG Charlotte Consolidated Site		Army Guard	Charlotte	6	100,848	6	100,848	10	10	22.3	390	27	44
NG Clinton Armory		Army Guard	Clinton	2	33,981	2	33,981	20	20	7.5	151	4	0
NG Clyde		Army Guard	Clyde	2	14,493	2	14,493	7	7	3.2	115	0	0
NG Concord		Army Guard	Concord	2	27,554	2	27,554	20	20	6.3	128	10	0
NG Dunn		Army Guard	Dunn	2	19,056	2	19,056	5	5	3.8	105	1	0
NG Durham		Army Guard	Durham	3	52,046	3	52,046	5	5	10.6	265	0	0
NG East Flat Rock		Army Guard	East Flat Rock	1	15,128	1	15,128	5	5	3.1	131	0	0
NG Edenton		Army Guard	Edenton	1	13,968	1	13,968	7	7	3.2	34	0	0
NG Elizabethtown		Army Guard	Elizabethtown	3	14,892	3	14,892	7	7	3.1	67	0	0
NG Fayetteville		Army Guard	Fayetteville	3	35,899	3	35,899	44	44	7.9	206	12	0
NG Forest City		Army Guard	Forest City	1	15,128	1	15,128	6	6	3.2	93	1	0
NG Franklin		Army Guard	Franklin	1	13,701	1	13,701	5	5	2.9	86	1	0
NG Fremont		Army Guard	Fremont	2	15,909	2	15,909	5	5	3.4	51	0	0
NG Gastonia		Army Guard	Gastonia	1	18,880	1	18,880	6	6	3.8	201	0	0
NG Goldsboro Armory		Army Guard	Goldsboro	4	37,613	4	37,613	9	9	8.1	159	12	0
NG Greensboro		Army Guard	Greensboro	7	39,608	7	39,608	14	14	8.7	374	11	0
NG Greenville		Army Guard	Greenville	4	24,340	4	24,340	5	5	5.4	64	0	0

* All Locations that do not meet criteria of at least five (5) Acres AND at least \$5M PRV.

State/Territories Army National Guard Base Structure Report - As of 30 Sept 2010

SITE	BRAC 2005	COMPONENT	NAME NEAREST CITY	BUILDINGS				STATE OWNED ACRES	TOTAL ACRES	PRV (\$M)	MIL	CIV	OTHER
				STATE OWNED		TOTAL							
				COUNT	SQFT	COUNT	SQFT						
NG Hamlet		Army Guard	Hamlet	2	17,266	2	17,266	7	7	3.3	64	0	0
NG High Point		Army Guard	Highpoint	7	32,295	7	32,295	9	9	7.2	199	10	0
NG Jacksonville		Army Guard	Jacksonville	1	13,267	1	13,267	5	5	3.2	98	0	0
NG Jefferson		Army Guard	Jefferson	1	16,014	1	16,014	5	5	3.5	51	0	0
NG Kings Mountain		Army Guard	Kings Mountain	3	16,566	3	16,566	8	8	3.0	72	1	0
NG Kinston		Army Guard	Kinston	6	52,629	6	52,629	35	35	12.2	215	15	0
NG Lenoir		Army Guard	Lenoir	4	86,485	4	86,485	2	2	18.7	0	0	0
NG Lexington		Army Guard	Lexington	3	26,079	3	26,079	4	4	5.5	82	0	0
NG Lincolnton		Army Guard	Lincolnton	2	17,145	2	17,145	10	10	3.0	52	1	0
NG Louisburg		Army Guard	Louisburg	2	17,268	2	17,268	5	5	3.6	79	1	4
NG Lumberton		Army Guard	Lumberton	2	16,447	2	16,447	5	5	3.4	109	0	0
NG Marion		Army Guard	Marion	1	15,779	1	15,779	8	8	3.4	53	0	0
NG Mocksville		Army Guard	Mocksville	1	11,150	1	11,150	6	6	2.5	72	0	0
NG Monroe		Army Guard	Monroe	1	14,942	1	14,942	6	6	3.0	60	0	0
NG Morehead City		Army Guard	Morehead City	2	15,572	2	15,572	5	5	3.0	42	0	0
NG Morganton		Army Guard	Morganton	2	21,734	2	21,734	8	8	4.4	59	0	0
NG Morrisville		Army Guard	Morrisville	6	174,777	6	174,777	35	35	60.5	661	108	5
NG Mount Olive		Army Guard	Mount Olive	2	14,745	2	14,745	6	6	2.9	56	0	0
NG MTA Fort Fisher AFS		Army Guard	Kure Beach	0	0	0	0		8	0.0	0	0	7
NG Murphy		Army Guard	Murphy	1	14,016	1	14,016	5	5	2.8	44	0	0
NG Nashville		Army Guard	Nashville	1	11,304	1	11,304	6	6	2.4	44	0	0
NG New Bern		Army Guard	New Bern	2	22,678	2	22,678	8	8	5.1	108	0	0
NG Newton		Army Guard	Newton	3	19,880	3	19,880	6	6	3.4	70	0	0
NG North Wilkesboro		Army Guard	North Wilkesboro	4	31,557	4	31,557	4	4	5.6	83	0	0
NG Parkton		Army Guard	Parkton	2	18,130	2	18,130	6	6	3.8	68	0	0
NG Raeford		Army Guard	Raeford	2	21,339	2	21,339	5	5	4.3	189	2	0
NG Raleigh		Army Guard	Raleigh	18	306,495	18	306,495	69	69	61.2	924	379	63
NG Red Springs		Army Guard	Red Springs	4	22,427	4	22,427	5	5	5.2	180	7	0
NG Reidsville		Army Guard	Reidsville	2	20,372	2	20,372	7	7	4.0	124	0	0
NG Roseboro		Army Guard	Roseboro	1	11,304	1	11,304	5	5	2.4	31	0	0
NG Salisbury		Army Guard	Salisbury	4	52,703	4	52,703	3	3	13.1	152	55	0
NG Sanford		Army Guard	Sanford	1	14,942	1	14,942	5	5	3.2	67	0	0
NG Scotland Neck		Army Guard	Scotland Neck	1	13,052	1	13,052	5	5	2.9	24	0	0
NG Shallotte		Army Guard	Shallotte	1	15,128	1	15,128	5	5	3.1	30	0	0
NG Smithfield		Army Guard	Smithfield	1	13,401	1	13,401	5	5	2.8	96	0	0

* All Locations that do not meet criteria of at least five (5) Acres AND at least \$5M PRV.

State/Territories Army National Guard Base Structure Report - As of 30 Sept 2010

SITE	BRAC 2005	COMPONENT	NAME NEAREST CITY	BUILDINGS				STATE OWNED ACRES	TOTAL ACRES	PRV (\$M)	MIL	CIV	OTHER
				STATE OWNED		TOTAL							
				COUNT	SQFT	COUNT	SQFT						
NG Statesville		Army Guard	Statesville	2	18,628	2	18,628	6	6	3.5	60	0	0
NG Sylva		Army Guard	Sylva	2	11,844	2	11,844	8	8	2.3	44	1	0
NG Tarheel Challenge Academy		Army Guard	Salemburg	5	30,540	5	30,540	10	10	7.4	0	0	63
NG Taylorsville		Army Guard	Taylorsville	1	16,831	1	16,831	7	7	3.4	47	1	0
NG Wadesboro		Army Guard	Wadesboro	1	18,305	1	18,305	6	6	3.9	114	0	0
NG Wallace		Army Guard	Wallace	1	13,401	1	13,401	5	5	2.8	23	0	0
NG Washington		Army Guard	Washington	2	20,889	2	20,889	9	9	4.4	61	0	0
NG Whiteville		Army Guard	Whiteville	1	14,942	1	14,942	5	5	3.2	61	0	0
NG Williamston		Army Guard	Williamston	2	24,598	2	24,598	6	6	5.1	96	0	0
NG Winston Salem		Army Guard	Winston Salem	5	24,316	5	24,316	9	9	5.4	341	11	1
NG Woodland		Army Guard	Woodland	1	13,401	1	13,401	5	5	2.9	44	0	0
NG Youngsville		Army Guard	Youngsville	9	26,718	9	26,718	6	6	5.3	26	5	0
* OTHER SITE(S) : 26				49	375,896	49	375,896	95	95	75.4	1,529	15	0
North Carolina Total:				236	2,408,239	236	2,408,239	736	744	528.0	9,938	710	187
North Dakota													
Camp Grafton		Army Guard	Devils Lake	335	715,528	335	715,528	10,677	12,923	225.7	589	55	49
NG Bismarck AASF Complex		Army Guard	Bismarck	4	157,219	4	157,219		34	46.6	181	37	6
NG Bismarck Fraire Barracks		Army Guard	Bismarck	12	138,865	12	138,865	21	21	37.5	48	56	112
NG Bismarck RJB Complex		Army Guard	Bismarck	7	214,197	7	214,197	89	89	51.0	885	193	14
NG Dickinson Lot		Army Guard	Dickinson	0	0	0	0		26	0.4	0	0	0
NG Fargo AFRC		Army Guard	Fargo	1	117,271	1	117,271	19	19	30.2	757	3	7
NG Fargo FMS		Army Guard	Fargo	3	16,738	3	16,738	19	19	5.0	0	13	0
NG Grand Forks Complex		Army Guard	Grand Forks	3	41,462	3	41,462	25	25	11.4	0	13	0
NG Minot FMS1		Army Guard	Minot	2	69,242	2	69,242	13	13	15.2	0	10	0
NG TS Garrison		Army Guard	Garrison	4	2,098	4	2,098	662	662	0.4	0	0	0
NG TS Valley Cty Aka Camp Davis		Army Guard	Valley City	6	2,801	6	2,801	69	69	0.7	0	0	0
NG TS Williston		Army Guard	Ray	2	1,248	2	1,248	303	303	0.3	0	0	0
NG Valley City Armory		Army Guard	Valley City	1	7,500	1	7,500	2	2	6.4	152	1	0
NG Wahpeton AFRC		Army Guard	Wahpeton	2	91,887	2	91,887	18	18	20.3	179	0	3
* OTHER SITE(S) : 29				11	36,133	11	36,133	3	13	76.8	865	17	2
North Dakota Total:				393	1,612,189	393	1,612,189	11,919	14,234	528.0	3,656	398	193
Ohio													
Camp Perry TS (CTC)		Army Guard	Port Clinton	515	777,617	515	777,617	519	519	255.5	336	48	64
Cincinnati SB		Army Guard	Cincinnati	3	34,468	3	34,468			6.9	0	0	0

* All Locations that do not meet criteria of at least five (5) Acres AND at least \$5M PRV.

State/Territories Army National Guard Base Structure Report - As of 30 Sept 2010

SITE	BRAC 2005	COMPONENT	NAME NEAREST CITY	BUILDINGS				STATE OWNED ACRES	TOTAL ACRES	PRV (\$M)	MIL	CIV	OTHER
				STATE OWNED		TOTAL							
				COUNT	SQFT	COUNT	SQFT						
Delaware TACC		Army Guard	Delaware	0	0	0	0	17	17	0.0	0	0	0
NG Akron (Hawkins)		Army Guard	Akron	7	36,082	7	36,082	5	5	4.8	77	0	1
NG Alliance		Army Guard	Alliance	4	20,018	4	20,018	17	17	4.6	68	0	1
NG Beightler Armory		Army Guard	Columbus	3	155,005	3	155,005	51	51	31.9	865	240	113
NG Bowling Green		Army Guard	Bowling Green	1	85,281	1	85,281	17	17	18.5	135	0	1
NG Chagrin Falls		Army Guard	Chagrin Falls	3	13,929	3	13,929	15	15	3.2	177	0	1
NG Cleveland		Army Guard	Brook Park	4	50,931	4	50,931	5	5	9.2	193	14	1
NG Cleveland Green Road		Army Guard	Cleveland	4	55,404	4	55,404	14	14	10.5	422	13	1
NG Columbus (Howey)		Army Guard	Columbus	3	42,067	3	42,067	9	9	9.2	2	19	1
NG Columbus (Sullivant)		Army Guard	Columbus	5	35,701	5	35,701	4	4	7.5	198	2	1
NG Coshocton		Army Guard	Coshocton	0	0	0	0		20	6.4	133	6	1
NG Dover		Army Guard	Dover	1	16,270	1	16,270	10	10	3.7	53	0	1
NG Green		Army Guard	North Canton	11	187,727	11	187,727	42	42	67.5	793	59	2
NG Greenville		Army Guard	Greenville	4	20,551	4	20,551	12	12	3.6	78	0	1
NG Hamilton		Army Guard	Hamilton	3	51,495	3	51,495	10	10	9.6	241	17	1
NG Kettering		Army Guard	Dayton	3	53,750	3	53,750	10	10	9.7	473	13	2
NG Lima		Army Guard	Lima	5	39,375	5	39,375	4	4	7.6	129	7	1
NG Mansfield		Army Guard	Mansfield	4	27,624	4	27,624	5	5	6.5	88	9	1
NG Marion		Army Guard	Marion	1	19,628	1	19,628	32	32	6.0	98	0	1
NG Marysville TACC		Army Guard	Marysville	1	48,289	1	48,289		16	11.3	241	0	1
NG Medina		Army Guard	Medina	2	79,021	2	79,021	16	16	8.4	226	0	1
NG Middletown		Army Guard	Middletown	4	38,066	4	38,066	5	5	6.8	235	1	1
NG Newark		Army Guard	Newark	17	250,939	17	250,939	23	23	41.5	225	13	17
NG Norwalk		Army Guard	Norwalk	5	16,590	5	16,590	11	11	3.4	127	0	1
NG Piketon		Army Guard	Piketon	3	53,080	3	53,080			15.1	0	11	0
NG Piqua		Army Guard	Unknown	6	33,978	6	33,978	3	3	5.9	152	8	1
NG Sandusky		Army Guard	Sandusky	2	15,856	2	15,856	6	6	3.3	82	0	1
NG Springfield		Army Guard	Springfield	7	43,460	7	43,460	3	3	8.2	260	10	1
NG Stow		Army Guard	Stow	3	56,019	3	56,019	15	15	12.4	474	16	1
NG Tarlton TS		Army Guard	Amanda	2	15,175	2	15,175	105	105	3.5	162	0	1
NG Walbridge		Army Guard	Walbridge	3	65,917	3	65,917	16	16	11.4	532	15	1
NG Woodlawn		Army Guard	Cincinnati	1	99,000	1	99,000	17	17	22.0	465	6	2
NG Youngstown (Austin Town)		Army Guard	Youngstown	5	45,260	5	45,260	15	15	7.1	313	9	2
* OTHER SITE(S) : 21				24	147,541	24	147,541	20	20	29.1	758	5	6
Ohio Total:				669	2,731,115	669	2,731,115	1,053	1,089	671.7	8,811	541	233

* All Locations that do not meet criteria of at least five (5) Acres AND at least \$5M PRV.

State/Territories Army National Guard Base Structure Report - As of 30 Sept 2010

SITE	BRAC 2005	COMPONENT	NAME NEAREST CITY	BUILDINGS				STATE OWNED ACRES	TOTAL ACRES	PRV (\$M)	MIL	CIV	OTHER
				STATE OWNED		TOTAL							
				COUNT	SQFT	COUNT	SQFT						
Oklahoma													
Broken Arrow AFRC		Army Guard	Broken Arrow	4	136,144	4	136,144	40	40	90.3	0	0	0
Muskogee AFRC		Army Guard	Muskogee	2	0	2	0			25.9	67	1	0
NG 23rd St. Readiness Center		Army Guard	Oklahoma City	2	81,667	2	81,667	6	6	17.7	496	2	0
NG 44th Street Readiness Center		Army Guard	Oklahoma City	1	21,920	1	21,920	5	5	4.5	0	0	0
NG 45th Infantry Division Museum		Army Guard	Oklahoma City	2	13,762	2	13,762	15	15	2.2	0	0	0
NG Ada Readiness Center		Army Guard	Ada	1	23,584	1	23,584	12	12	5.8	165	0	0
NG Altus Readiness Center		Army Guard	Altus	2	19,196	2	19,196	6	6	4.7	223	0	0
NG Alva Readiness Center		Army Guard	Alva	1	16,347	1	16,347	12	12	3.6	137	0	0
NG Anadarko Readiness Center		Army Guard	Anadarko	1	23,467	1	23,467	1	1	5.2	77	0	0
NG Ardmore Readiness Center		Army Guard	Ardmore	5	36,415	5	36,415	8	8	8.2	260	2	0
NG Bartlesville Readiness Center		Army Guard	Bartlesville	1	16,660	1	16,660	9	9	3.6	0	0	1
NG Broken Arrow Readiness Center		Army Guard	Broken Arrow	1	25,167	1	25,167	10	10	5.4	126	0	0
NG Chandler Readiness Center		Army Guard	Chandler	2	20,959	2	20,959	7	7	4.6	0	1	0
NG Claremore Readiness Center		Army Guard	Claremore	1	16,859	1	16,859	10	10	4.0	84	0	1
NG Duncan Readiness Center		Army Guard	Duncan	1	16,436	1	16,436	8	8	3.6	77	0	0
NG Durant FMS 11		Army Guard	Durant	4	3,544	4	3,544	10	10	1.0	0	0	0
NG Durant Readiness Center		Army Guard	Durant	3	21,178	3	21,178	10	10	4.5	0	0	0
NG Edmond Readiness Center		Army Guard	Edmond	1	25,498	1	25,498	10	10	5.7	448	0	0
NG El Reno Readiness Center		Army Guard	El Reno	1	18,270	1	18,270	10	10	4.4	0	0	0
NG Enid FMS 10		Army Guard	Enid	4	3,107	4	3,107	1	1	9.9	0	6	0
NG Enid Readiness Center		Army Guard	Enid	1	43,173	1	43,173	6	6	9.5	44	0	1
NG Frederick Readiness Center		Army Guard	Frederick	2	21,178	2	21,178	8	8	4.7	147	0	0
NG Haskell Readiness Center		Army Guard	Haskell	1	0	1	0	8	8	3.1	0	0	0
NG Holdenville Readiness Center		Army Guard	Holdenville	1	17,708	1	17,708	10	10	3.8	100	0	0
NG Idabel Readiness Center		Army Guard	Idabel	1	18,518	1	18,518	8	8	3.8	0	0	0
NG Lawton Readiness Center		Army Guard	Lawton	4	25,883	4	25,883	4	4	5.1	0	0	0
NG Lexington AASF #1		Army Guard	Lexington	12	87,913	12	87,913	308	308	39.4	74	40	8
NG McAlester Readiness Center		Army Guard	Mcalester	9	31,308	9	31,308	7	7	6.7	0	0	0
NG Midwest City Readiness Center		Army Guard	Oklahoma City	1	22,061	1	22,061	10	10	4.9	92	0	6
NG Muskogee Readiness Center		Army Guard	Muskogee	1	24,110	1	24,110	10	10	5.2	204	0	0
NG Norman CSMS		Army Guard	Norman	1	96,560	1	96,560	101	101	24.1	581	85	3
NG Norman WMD/CST		Army Guard	Norman	2	10,469	2	10,469	4	4	5.3	42	0	0
NG Okemah Readiness Center		Army Guard	Okemah	2	21,792	2	21,792	14	14	4.1	94	0	0
NG Oklahoma Military Department		Army Guard	Oklahoma City	12	192,552	12	192,552	58	58	41.3	579	225	84

* All Locations that do not meet criteria of at least five (5) Acres AND at least \$5M PRV.

State/Territories Army National Guard Base Structure Report - As of 30 Sept 2010

SITE	BRAC 2005	COMPONENT	NAME NEAREST CITY	BUILDINGS				STATE OWNED ACRES	TOTAL ACRES	PRV (\$M)	MIL	CIV	OTHER
				STATE OWNED		TOTAL							
				COUNT	SQFT	COUNT	SQFT						
NG Okmulgee Readiness Center		Army Guard	Okmulgee	1	24,656	1	24,656	6	6	5.4	90	10	0
NG Pryor Readiness Center		Army Guard	Pryor	41	194,357	41	194,357	617	617	49.8	39	0	99
NG Sand Springs AFRC		Army Guard	Tulsa	4	124,871	4	124,871	15	15	28.4	853	14	5
NG Stillwater Readiness Center		Army Guard	Stillwater	2	47,708	2	47,708	4	4	10.1	0	0	0
NG Tahlequah Readiness Center		Army Guard	Tahlequah	1	17,250	1	17,250	8	8	3.6	116	0	0
NG Tulsa AASF #2		Army Guard	Tulsa	3	102,921	3	102,921	33	33	39.3	43	0	0
NG Tulsa FMS 9		Army Guard	Tulsa	1	4,410	1	4,410	7	7	1.1	0	14	0
NG Tulsa Mingo Valley Readiness Center		Army Guard	Tulsa	2	41,197	2	41,197	7	7	8.1	515	44	15
NG Weatherford OMS #8A		Army Guard	Weatherford	2	3,012	2	3,012		9	0.9	0	4	0
Norman AFRC		Army Guard	Norman	5	228,496	5	228,496			58.6	0	0	0
Stillwater		Army Guard	Stillwater	1	25,000	1	25,000	5	5	7.6	268	0	0
Westokc AFRC		Army Guard	Mustang	3	18,361	3	18,361			45.2	490	0	0
* OTHER SITE(S) : 29				45	274,943	45	274,943	64	64	68.1	1,170	28	4

Oklahoma Total: 201 2,260,587 201 2,260,587 1,512 1,522 702.0 7,701 476 227

Oregon

Campbell Training Area		Army Guard	Warrenton	0	0	0	0		19,183	0.0	0	0	0
Christmas Valley Radar Site		Army Guard	Christmas Valley	4	45,760	4	45,760	326	395	6.1	0	0	0
Cp Rilea ACUB		Army Guard	Seaside	0	0	0	0		93	0.0	0	0	0
MTA Camp Rilea		Army Guard	Warrenton	115	451,395	115	451,395	1,800	1,801	158.9	404	36	190
NG Albany Armory		Army Guard	Albany	4	22,872	4	22,872	5	5	6.0	98	0	1
NG Anderson Readiness Center		Army Guard	Salem	5	121,471	5	121,471	14	14	32.9	452	29	146
NG Ashland Armory		Army Guard	Ashland	2	27,082	2	27,082	5	5	6.5	226	0	1
NG Baker City Readiness Center		Army Guard	Baker	4	33,612	4	33,612	4	4	8.5	102	0	1
NG Bill Healey Armory		Army Guard	Bend	3	40,557	3	40,557	6	6	10.6	219	0	4
NG Camp Withycombe Clackamas		Army Guard	Clackamas	32	368,464	32	368,464	234	234	86.0	271	98	239
NG Central Oregon Readiness Ctr		Army Guard	Prineville	3	32,991	3	32,991	39	39	8.5	77	8	1
NG Coos Bay Armory		Army Guard	Coos Bay	4	28,997	4	28,997	5	5	6.9	94	0	1
NG Cottage Grove Armory		Army Guard	Cottage Grove	1	33,112	1	33,112	0	0	8.2	0	0	0
NG Grants Pass Armory		Army Guard	Grants Pass	4	19,153	4	19,153	6	6	4.9	84	0	1
NG Gresham Armory		Army Guard	Gresham	4	23,159	4	23,159	2	2	5.3	143	0	1
NG Hermiston Armory		Army Guard	Hermiston	6	24,224	6	24,224	7	7	6.9	111	0	1
NG Jackson Armory		Army Guard	Portland	4	45,641	4	45,641	4	4	10.4	209	0	7
NG JFHQ Owen Summers Bldg		Army Guard	Salem	1	85,680	1	85,680	14	14	24.1	521	159	83
NG Kingsley Access Property		Army Guard	Klamath Falls	0	0	0	0	11	11	0.0	0	0	0

* All Locations that do not meet criteria of at least five (5) Acres AND at least \$5M PRV.

State/Territories Army National Guard Base Structure Report - As of 30 Sept 2010

SITE	BRAC 2005	COMPONENT	NAME NEAREST CITY	BUILDINGS				STATE OWNED ACRES	TOTAL ACRES	PRV (\$M)	MIL	CIV	OTHER
				STATE OWNED		TOTAL							
				COUNT	SQFT	COUNT	SQFT						
NG Kliever Memorial Armory		Army Guard	Portland	9	96,445	9	96,445	14	14	21.6	356	16	2
NG Lagrande Armory		Army Guard	La Grande	3	42,441	3	42,441	7	7	10.9	150	0	2
NG Lagrande FMS		Army Guard	La Grande	5	25,167	5	25,167		7	5.3	0	10	4
NG Lake Oswego Armory		Army Guard	Lake Oswego	3	26,226	3	26,226	5	5	6.1	78	2	2
NG Lane County AFRC/Fms		Army Guard	Springfield	6	202,926	6	202,926	22	22	51.5	841	7	233
NG Maison Armory		Army Guard	Portland	8	41,410	8	41,410	7	7	10.3	239	6	4
NG McMinnville Armory		Army Guard	Mcminnville	4	28,741	4	28,741	5	5	6.4	99	0	0
NG McNary Field Salem AASF		Army Guard	Salem	9	129,496	9	129,496	74	78	64.9	320	36	5
NG Medford Armory FMS		Army Guard	Medford	3	46,321	3	46,321	6	6	11.8	236	11	2
NG Oranng Regional Trng Institute		Army Guard	Monmouth	2	71,700	2	71,700	5	5	20.3	114	2	1
NG Pendleton AASF		Army Guard	Pendleton	5	55,159	5	55,159	9	9	23.5	0	28	6
NG Pendleton Armory		Army Guard	Pendleton	2	33,598	2	33,598	14	14	9.6	252	0	1
NG Richard A Miller Armory		Army Guard	Forest Grove	7	39,877	7	39,877	5	5	10.1	214	4	1
NG Roseburg Armory		Army Guard	Roseburg	3	21,354	3	21,354	5	5	5.4	136	0	1
NG Salem Armory		Army Guard	Salem	3	55,621	3	55,621	7	7	12.9	188	0	5
NG Salem FMS		Army Guard	Salem	8	31,245	8	31,245	8	8	8.3	0	14	5
NG The Dalles Readiness Center		Army Guard	The Dalles	0	0	0	0	7	8	0.0	0	0	0
Polk County Readiness Center		Army Guard	Dallas	0	0	0	0		11	0.0	0	0	0
* OTHER SITE(S) : 26				41	261,087	41	261,087	32	32	63.7	982	1	23
Oregon Total:				317	2,612,984	317	2,612,984	2,714	22,083	733.2	7,216	467	974

Pennsylvania

Fort Indiantown Gap Area 0		Army Guard	Annvile	1	77,635	1	77,635	10	10	17.9	0	0	0
Graterford FMS		Army Guard	Graterford	1	25,000	1	25,000			6.4	0	0	0
Huntingdon Readiness Center		Army Guard	Huntingdon	1	28,298	1	28,298			7.0	0	0	0
NG Allentown		Army Guard	Allentown	3	91,136	3	91,136	2	2	20.1	224	36	1
NG Altoona		Army Guard	Altoona	5	39,000	5	39,000	10	10	8.2	167	0	1
NG Beaver Falls		Army Guard	Beaver Falls	2	30,627	2	30,627	10	10	7.7	0	0	0
NG Bellefonte		Army Guard	Bellefonte	3	15,575	3	15,575	8	8	2.0	98	0	1
NG Bethlehem		Army Guard	Bethlehem	3	27,048	3	27,048	2	2	6.5	0	0	1
NG Butler		Army Guard	Butler	3	37,655	3	37,655	10	10	9.3	167	5	1
NG Cambridge Springs		Army Guard	Cambridge Spgs	4	86,550	4	86,550	100	100	22.7	439	0	0
NG Carbondale, Clidco Drive		Army Guard	Carbondale	1	18,464	1	18,464	12	12	4.3	67	0	1
NG Carlisle		Army Guard	Carlisle	8	85,312	8	85,312	36	36	20.6	138	7	1
NG Chambersburg		Army Guard	Chambersburg	2	26,288	2	26,288	5	5	5.5	91	0	1

* All Locations that do not meet criteria of at least five (5) Acres AND at least \$5M PRV.

State/Territories Army National Guard Base Structure Report - As of 30 Sept 2010

SITE	BRAC 2005	COMPONENT	NAME NEAREST CITY	BUILDINGS				STATE OWNED ACRES	TOTAL ACRES	PRV (\$M)	MIL	CIV	OTHER
				STATE OWNED		TOTAL							
				COUNT	SQFT	COUNT	SQFT						
NG Clearfield		Army Guard	Clearfield	3	52,960	3	52,960	27	27	13.4	144	3	1
NG Connellsville, Petersburg Rd		Army Guard	Connellsville	2	23,288	2	23,288	15	15	5.6	131	0	0
NG Connellsville, Vanderbilt Road		Army Guard	Connellsville	3	3,964	3	3,964	19	19	1.5	0	0	0
NG Coraopolis		Army Guard	Coraopolis	6	33,189	6	33,189	2	2	7.6	91	36	1
NG East Stroudsburg TS		Army Guard	East Stroudsburg	1	108	1	108	10	10	0.1	0	0	0
NG Easton - proposed		Army Guard	Easton	2	60,350	2	60,350	22	22	16.7	173	0	0
NG Elizabethtown Readiness Center		Army Guard	Elizabethtown	5	88,187	5	88,187	36	36	24.7	264	0	1
NG Erie Readiness Center		Army Guard	Erie	3	37,536	3	37,536	2	2	9.6	50	9	1
NG Everett		Army Guard	Everett	3	7,707	3	7,707	6	6	1.8	68	0	0
NG Ford City Readiness Center		Army Guard	Ford City	1	24,382	1	24,382	10	10	6.1	90	0	1
NG Fort Indiantown Gap Area 16		Army Guard	Unknown	0	0	0	0	40	40	0.0	0	0	0
NG Fort Indiantown Gap Area 17		Army Guard	Unknown	8	26,475	8	26,475	108	108	5.3	0	0	0
NG Greensburg Hempfield Township		Army Guard	Greensburg	3	22,326	3	22,326	10	10	4.8	44	0	1
NG Grove City		Army Guard	Grove City	3	12,921	3	12,921	10	10	3.0	66	0	1
NG Harrisburg		Army Guard	Harrisburg	14	138,577	14	138,577	32	32	28.5	623	29	4
NG Hazleton		Army Guard	Hazleton	1	23,495	1	23,495	5	5	5.5	0	0	0
NG Hershey		Army Guard	Hershey	2	20,456	2	20,456	16	16	4.6	96	0	1
NG Hollidaysburg		Army Guard	Duncansville	2	48,451	2	48,451	1	1	11.4	41	0	0
NG Honesdale		Army Guard	Honesdale	3	23,571	3	23,571	10	10	5.6	139	0	1
NG Huntingdon		Army Guard	Huntingdon	3	11,799	3	11,799	5	5	2.9	100	0	1
NG Indiana		Army Guard	Indiana	1	26,365	1	26,365	14	14	6.6	131	0	1
NG Indiana Range		Army Guard	Indiana	0	0	0	0	162	162	0.7	0	0	0
NG Johnstown Airport		Army Guard	Johnstown	3	66,550	3	66,550	8	8	14.5	467	12	1
NG Johnstown FMS#33		Army Guard	Johnstown	1	23,558	1	23,558	10	10	6.8	274	99	1
NG Johnstown Walters		Army Guard	Johnstown	5	39,341	5	39,341	15	15	8.5	129	10	1
NG Juniata Gap TS		Army Guard	Altoona	0	0	0	0	32	32	0.0	0	0	0
NG Kutztown		Army Guard	Kutztown	4	32,794	4	32,794	7	7	7.7	167	0	1
NG Lancaster Readiness Center		Army Guard	Lancaster	1	27,350	1	27,350	1	1	6.5	0	0	0
NG Latrobe/Torrance		Army Guard	Latrobe	2	30,166	2	30,166	14	14	7.5	74	0	1
NG Lebanon		Army Guard	Lebanon	4	18,628	4	18,628	10	10	4.6	298	0	1
NG Lehighton		Army Guard	Lehighton	7	27,929	7	27,929	5	5	7.2	97	3	1
NG Lewisburg		Army Guard	Lewisburg	4	35,216	4	35,216	13	13	8.8	246	3	4
NG Lewistown		Army Guard	Lewistown	5	25,742	5	25,742	23	23	6.4	0	0	0
NG Lock Haven		Army Guard	Lock Haven	6	46,827	6	46,827	49	49	11.6	431	8	2
NG Lock Haven WET Site		Army Guard	Lock Haven	1	1,500	1	1,500	29	29	0.7	0	0	0

* All Locations that do not meet criteria of at least five (5) Acres AND at least \$5M PRV.

State/Territories Army National Guard Base Structure Report - As of 30 Sept 2010

SITE	BRAC 2005	COMPONENT	NAME NEAREST CITY	BUILDINGS				STATE OWNED ACRES	TOTAL ACRES	PRV (\$M)	MIL	CIV	OTHER
				STATE OWNED		TOTAL							
				COUNT	SQFT	COUNT	SQFT						
Waynesburg Readiness Center		Army Guard	Waynesburg	2	38,382	2	38,382			9.9	0	0	0
* OTHER SITE(S) : 25				46	278,477	46	278,477	30	30	66.2	1,275	23	14
Pennsylvania Total:				333	3,235,114	333	3,235,114	1,447	1,447	807.8	12,846	409	78
<u>Puerto Rico</u>													
NG Aguadilla Readiness Center		Army Guard	Aguadilla	0	0	0	0	5	5	0.0	265	2	8
NG Aibonito Readiness Center		Army Guard	Aibonito	1	14,357	1	14,357	5	5	4.0	134	0	3
NG Arecibo Readiness Center		Army Guard	Arecibo	2	25,237	2	25,237	7	7	7.3	173	1	8
NG Army Aviation Support Facility		Army Guard	San German	5	47,426	5	47,426	14	14	21.6	131	30	12
NG Arroyo Readiness Center		Army Guard	Arroyo	2	30,740	2	30,740	5	5	9.0	220	0	3
NG Caguas Readiness Center		Army Guard	Caguas	4	21,077	4	21,077	5	5	6.7	188	2	4
NG Cayey Readiness Center		Army Guard	Cayey	2	20,100	2	20,100	5	5	6.2	432	1	3
NG Ceiba Readiness Center		Army Guard	Ceiba, Ceiba	3	20,594	3	20,594	2	2	5.7	88	10	7
NG Coamo Readiness Center		Army Guard	Villalba	1	20,771	1	20,771	5	5	5.9	220	1	3
NG Guayama Readiness Center		Army Guard	Guayama	2	14,790	2	14,790	5	5	4.2	134	0	3
NG Gurabo Readiness Center		Army Guard	Gurabo	4	26,002	4	26,002	13	13	7.7	107	28	13
NG Hangar 21 Readiness Center		Army Guard	San Juan	0	0	0	0	23	23	23.3	141	2	7
NG Hato Rey Readiness Center		Army Guard	San Juan	8	56,429	8	56,429	11	11	17.6	876	24	5
NG Humacao Readiness Center		Army Guard	Humacao	1	6,216	1	6,216	6	6	2.2	165	0	2
NG Juana Diaz Readiness Center		Army Guard	Juana Diaz	1	22,745	1	22,745	19	19	6.6	0	0	0
NG Juncos Readiness Center		Army Guard	Juncos	3	16,878	3	16,878	5	5	5.2	188	1	4
NG Mayaguez Readiness Center		Army Guard	Mayaguez	3	36,621	3	36,621	6	6	10.5	360	18	5
NG Peñuelas Readiness Center		Army Guard	Penuelas, Penuelas	3	19,235	3	19,235	5	5	5.9	174	2	4
NG Ponce Readiness Center		Army Guard	Ponce	4	21,812	4	21,812	5	5	5.7	83	2	5
NG San German Readiness Center		Army Guard	San German	1	12,800	1	12,800	13	13	3.6	217	2	4
NG San Juan Readiness Center		Army Guard	San Juan	1	96,661	1	96,661	4	4	28.3	648	333	145
NG Toa Baja Readiness Center		Army Guard	Bayamon, Bayamon	2	30,797	2	30,797	5	5	8.8	240	0	4
NG Vega Baja Readiness Center		Army Guard	Vega Baja	5	56,137	5	56,137	15	15	16.5	360	17	10
* OTHER SITE(S) : 5				5	57,880	5	57,880	13	13	16.7	268	1	9
Puerto Rico Total:				63	675,306	63	675,306	196	200	229.1	5,812	477	271
<u>Rhode Island</u>													
NG Armory of Mounted Commands		Army Guard	Providence	2	172,338	2	172,338	6	6	35.2	210	5	85
NG Bristol		Army Guard	Bristol	2	27,537	2	27,537	5	5	6.2	106	0	0
NG Command Readiness Center Ring		Army Guard	Cranston	3	60,724	3	60,724	4	4	17.5	216	26	50
NG Coventry ANGTS		Army Guard	Coventry	0	0	0	0			0.0	89	0	0

* All Locations that do not meet criteria of at least five (5) Acres AND at least \$5M PRV.

State/Territories Army National Guard Base Structure Report - As of 30 Sept 2010

SITE	BRAC 2005	COMPONENT	NAME NEAREST CITY	BUILDINGS				STATE OWNED ACRES	TOTAL ACRES	PRV (\$M)	MIL	CIV	OTHER
				STATE OWNED		TOTAL							
				COUNT	SQFT	COUNT	SQFT						
NG Mansfield/Wellsboro		Army Guard	Wellsboro	1	25,499	1	25,499	12	12	27.6	67	0	0
NG Mckean Co Readiness Center		Army Guard	Lewis Run	1	27,730	1	27,730			7.2	0	0	0
NG Mount Pleasant		Army Guard	Mount Pleasant	1	37,930	1	37,930	11	11	9.7	213	3	1
NG Nanticoke		Army Guard	Nanticoke	5	27,181	5	27,181	4	4	6.3	110	0	0
NG New Castle		Army Guard	New Castle	4	29,053	4	29,053	7	7	6.8	106	10	1
NG New Milford		Army Guard	New Milford	1	25,614	1	25,614	19	19	6.2	98	0	0
NG Philadelphia Lancaster		Army Guard	Philadelphia	1	84,798	1	84,798	2	2	21.7	362	0	1
NG Philadelphia Ogontz		Army Guard	Philadelphia	3	26,815	3	26,815	3	3	6.5	83	0	0
NG Philadelphia South 23rd		Army Guard	Philadelphia	0	0	0	0	1	1	7.9	85	0	0
NG Philadelphia Southampton		Army Guard	Philadelphia	5	150,045	5	150,045	11	11	40.2	1,268	20	2
NG Phoenixville		Army Guard	Phoenixville	7	30,203	7	30,203	11	11	8.1	178	10	1
NG Pittsburgh Crane Armory		Army Guard	Pittsburgh	3	32,559	3	32,559	10	10	7.1	171	12	1
NG Pittsburgh Hunt Armory		Army Guard	Pittsburgh	1	88,040	1	88,040	2	2	18.9	280	8	2
NG Plymouth		Army Guard	Plymouth	4	17,221	4	17,221	12	12	4.0	110	0	1
NG Plymouth Meeting		Army Guard	Plymouth Meeting	3	51,335	3	51,335	20	20	12.0	209	6	1
NG Punxsutawney		Army Guard	Punxsutawney	5	35,699	5	35,699	19	19	6.7	73	0	1
NG Reading		Army Guard	Reading	3	32,969	3	32,969	17	17	8.2	123	0	1
NG Ridgeway Range, Grant Rd		Army Guard	Ridgway	4	3,232	4	3,232	15	15	0.4	0	0	0
NG Scranton Leach Range		Army Guard	Clarks Summit	0	0	0	0	79	79	0.5	0	0	0
NG Scranton Readiness Center		Army Guard	Scranton	2	60,360	2	60,360	1	1	14.4	595	5	1
NG Scranton/Taylor NE Reg Mnt Ctr		Army Guard	Taylor	5	27,627	5	27,627	10	10	8.4	0	25	1
NG Sellersville		Army Guard	Sellersville	4	33,453	4	33,453	3	3	7.1	106	2	1
NG Sharon/Hermitage		Army Guard	Hermitage	1	19,159	1	19,159	8	8	4.5	97	0	1
NG Somerset Friedens		Army Guard	Friedens	2	21,386	2	21,386	29	29	5.3	0	0	1
NG Spring City Readiness Center		Army Guard	Spring City	3	34,470	3	34,470	57	57	9.1	166	0	1
NG Sunbury		Army Guard	Sunbury	2	19,066	2	19,066	10	10	4.8	42	0	1
NG Tamaqua		Army Guard	Tamaqua	6	17,282	6	17,282	5	5	4.1	158	0	1
NG Washington		Army Guard	Washington	1	45,774	1	45,774	11	11	10.9	227	2	1
NG Waynesboro		Army Guard	Waynesboro	1	16,426	1	16,426	10	10	3.7	23	0	0
NG Waynesburg		Army Guard	Waynesburg	1	12,513	1	12,513	6	6	3.0	87	0	1
NG Wilkes Barre/ Kingston		Army Guard	Kingston	6	102,666	6	102,666	13	13	24.7	267	8	2
NG Williamsport		Army Guard	Williamsport	11	47,355	11	47,355	16	16	12.0	251	15	2
NG Williamstown		Army Guard	Williamstown	1	20,000	1	20,000	6	6	5.1	122	0	1
South Mountain Readiness Center		Army Guard	Fayetteville	1	27,660	1	27,660			6.8	69	0	0
State Quarters		Army Guard	Unknown	37	36,838	37	36,838			6.9	0	0	0

* All Locations that do not meet criteria of at least five (5) Acres AND at least \$5M PRV.

State/Territories Army National Guard Base Structure Report - As of 30 Sept 2010

SITE	BRAC 2005	COMPONENT	NAME NEAREST CITY	BUILDINGS				STATE OWNED ACRES	TOTAL ACRES	PRV (\$M)	MIL	CIV	OTHER
				STATE OWNED		TOTAL							
				COUNT	SQFT	COUNT	SQFT						
NG Middletown Armory		Army Guard	Middletown	1	18,620	1	18,620	6	6	5.2	99	0	0
NG Quonset Point		Army Guard	North Kingstown	4	26,188	4	26,188	8	9	11.8	276	49	4
NG TS Camp Varnum		Army Guard	Narragansett	26	42,519	26	42,519	34	34	13.1	44	0	0
Wallum Lake Training Site		Army Guard	Pascoag	0	0	0	0	138	138	0.0	0	0	0
* OTHER SITE(S) : 6				6	41,351	6	41,351	6	6	8.9	290	78	40
Rhode Island Total:				44	389,277	44	389,277	207	208	97.9	1,330	158	179
South Carolina													
Anderson Armory and OMS 1		Army Guard	Anderson	2	1,000	2	1,000	10	10	0.6	0	0	0
Charleston Readiness Center		Army Guard	Charleston	1	89,336	1	89,336			17.9	177	0	0
NG Abbeville Armory		Army Guard	Abbeville	3	22,118	3	22,118	8	8	5.2	65	0	0
NG Anderson Lease Facility		Army Guard	Anderson	3	83,388	3	83,388	12	12	16.3	336	24	2
NG Andrews Armory		Army Guard	Andrews	4	18,910	4	18,910	6	6	3.9	89	3	0
NG Barnwell Armory		Army Guard	Barnwell	5	22,718	5	22,718	5	5	3.9	108	0	0
NG Batesburg Armory		Army Guard	Batesburg	7	26,273	7	26,273	5	5	4.3	93	0	0
NG Beaufort Readiness Center		Army Guard	Beaufort	0	0	0	0		17	0.0	170	0	0
NG Camden Armory		Army Guard	Camden	6	28,750	6	28,750	10	10	6.1	146	0	0
NG Cheraw Armory		Army Guard	Cheraw	2	17,461	2	17,461	16	16	3.6	79	0	0
NG Chester Armory		Army Guard	Chester	3	17,642	3	17,642	12	12	3.6	42	0	0
NG Clemson Armory		Army Guard	Clemson	5	24,128	5	24,128	8	8	4.2	66	0	0
NG Clinton Armory		Army Guard	Clinton	4	24,257	4	24,257	10	10	4.9	90	0	0
NG Columbia Armory		Army Guard	Columbia	22	259,843	22	259,843	25	25	49.4	1,065	443	20
NG Columbia TAG		Army Guard	Columbia	1	56,304	1	56,304	6	6	11.0	14	0	68
NG Darlington Armory		Army Guard	Darlington	4	23,074	4	23,074	12	12	5.0	82	0	0
NG Dillon Armory		Army Guard	Dillon	3	16,163	3	16,163	10	10	3.3	63	0	0
NG Easley Armory		Army Guard	Easley	4	18,003	4	18,003	7	7	3.7	67	0	0
NG Eastover Armory		Army Guard	Eastover	4	24,679	4	24,679	10	10	5.4	436	0	0
NG Edgefield Armory & OMS 6		Army Guard	Edgefield	18	46,565	18	46,565	10	10	8.4	175	20	1
NG Florence Armory & OMS 12		Army Guard	Florence	14	32,352	14	32,352	9	9	7.0	246	7	0
NG Fort Mill Armory		Army Guard	Fort Mill	4	18,554	4	18,554	10	10	3.8	104	0	0
NG Fountain Inn Armory		Army Guard	Fountain Inn	5	37,478	5	37,478	38	38	7.4	139	0	0
NG Gaffney Armory		Army Guard	Gaffney	4	24,267	4	24,267	10	10	5.0	138	0	2
NG Georgetown Armory		Army Guard	Georgetown	6	25,450	6	25,450	10	10	5.1	90	0	1
NG Graniteville Armory		Army Guard	Graniteville	6	27,150	6	27,150	10	10	5.1	109	0	0
NG Greenville Armory & OMS 2		Army Guard	Greenville	11	34,943	11	34,943	8	8	7.1	90	0	0

* All Locations that do not meet criteria of at least five (5) Acres AND at least \$5M PRV.

State/Territories Army National Guard Base Structure Report - As of 30 Sept 2010

SITE	BRAC 2005	COMPONENT	NAME NEAREST CITY	BUILDINGS				STATE OWNED ACRES	TOTAL ACRES	PRV (\$M)	MIL	CIV	OTHER
				STATE OWNED		TOTAL							
				COUNT	SQFT	COUNT	SQFT						
NG Greenwood Armory & OMS 4		Army Guard	Greenwood	14	36,936	14	36,936	11	11	7.4	149	13	0
NG Greer Armory		Army Guard	Greer	10	39,103	10	39,103	10	10	8.0	239	18	0
NG Hartsville Armory and OMS 11		Army Guard	Hartsville	10	29,790	10	29,790	10	10	6.8	88	11	0
NG Hemingway Armory & OMS 16		Army Guard	Hemingway	10	27,845	10	27,845	5	5	4.8	87	6	0
NG Hodges Armory		Army Guard	Hodges	7	39,933	7	39,933	48	48	7.9	149	0	0
NG Jefferson Armory		Army Guard	Jefferson	2	18,125	2	18,125	13	13	3.9	0	0	0
NG Kingstree Armory		Army Guard	Kingstree	4	22,137	4	22,137	9	9	4.4	174	0	0
NG Lancaster Armory		Army Guard	Lancaster	8	29,552	8	29,552	12	12	6.1	123	0	0
NG Laurens Armory		Army Guard	Laurens	7	21,975	7	21,975	10	10	4.9	177	0	0
NG Manning Armory		Army Guard	Manning	3	30,586	3	30,586	10	10	5.8	90	0	0
NG Marion Armory		Army Guard	Marion	1	17,271	1	17,271	6	6	3.6	79	0	0
NG McCormick Armory		Army Guard	Mccormick	4	23,206	4	23,206	5	5	4.0	39	0	0
NG McEntire ANGTS		Army Guard	Eastover	0	0	0	0		208	1.3	591	151	65
NG Moncks Corner Armory		Army Guard	Moncks Corner	4	22,117	4	22,117	10	10	4.1	131	0	0
NG Mt Pleasant Armory		Army Guard	Mt Pleasant	8	31,833	8	31,833	6	6	7.0	131	0	1
NG Mullins Armory & OMS 15		Army Guard	Mullins	6	38,844	6	38,844	10	10	7.8	213	0	0
NG Myrtle Beach Armory		Army Guard	Myrtle Beach	3	23,005	3	23,005	10	10	4.2	87	0	0
NG Newberry Armory		Army Guard	Newberry	6	41,547	6	41,547	11	11	8.4	233	0	0
NG North Charleston Armory		Army Guard	North Charleston	10	41,755	10	41,755	15	15	9.8	278	0	2
NG Orangeburg Armory		Army Guard	Orangeburg	4	39,395	4	39,395	10	11	6.9	157	0	0
NG Pickens Armory and TS		Army Guard	Pickens	5	36,786	5	36,786	33	33	6.3	0	0	25
NG Pine Ridge Armory		Army Guard	West Columbia	7	61,543	7	61,543	48	48	13.8	44	0	50
NG Rock Hill Armory and OMS 5		Army Guard	Rock Hill	14	37,895	14	37,895	12	12	8.5	127	5	0
NG Saluda Armory and OMS 6A		Army Guard	Saluda	8	28,288	8	28,288	7	7	5.6	175	0	0
NG Spartanburg Readiness Center		Army Guard	Spartanburg	3	61,674	3	61,674	12	12	13.9	151	3	0
NG Summerville		Army Guard	Unknown	5	15,494	5	15,494	15	15	3.3	0	13	0
NG Summerville Readiness Center (Lease)		Army Guard	Summerville	0	0	0	0			13.5	289	0	0
NG Sumter Armory		Army Guard	Shaw Af Base	7	24,621	7	24,621	7	7	4.8	179	0	3
NG Union Armory and OMS 8		Army Guard	Union	8	30,949	8	30,949	10	10	6.9	231	12	0
NG Varnville Armory and OMS 14		Army Guard	Varnville	14	43,583	14	43,583	24	24	8.9	70	17	0
NG W Columbia Armory		Army Guard	West Columbia	5	27,359	5	27,359	14	14	5.5	212	1	1
NG Walterboro Armory		Army Guard	Walterboro	7	29,948	7	29,948	17	17	5.6	104	0	0
NG Williamston Armory		Army Guard	Williamston	3	19,413	3	19,413	8	8	3.5	42	0	0
* OTHER SITE(S) : 17				38	181,714	38	181,714	31	31	40.1	612	1	7
South Carolina Total:				396	2,195,027	396	2,195,027	733	958	458.2	9,730	748	248

* All Locations that do not meet criteria of at least five (5) Acres AND at least \$5M PRV.

State/Territories Army National Guard Base Structure Report - As of 30 Sept 2010

SITE	BRAC 2005	COMPONENT	NAME NEAREST CITY	BUILDINGS				STATE OWNED ACRES	TOTAL ACRES	PRV (\$M)	MIL	CIV	OTHER
				STATE OWNED		TOTAL							
				COUNT	SQFT	COUNT	SQFT						
South Dakota													
Camp Rapid		Army Guard	Rapid City	66	288,320	66	288,320	84	84	75.6	711	139	93
NG Aberdeen AFRC		Army Guard	Aberdeen	0	0	0	0		1	0.0	340	2	1
NG Austin/Rosenbaum TA		Army Guard	Jefferson	0	0	0	0		385	0.0	0	0	0
NG Brookings Armory/OMS#8		Army Guard	Brookings	3	30,900	3	30,900	10	10	8.6	136	12	1
NG Chamberlain OMS#6		Army Guard	Chamberlain	2	10,158	2	10,158	5	5	2.2	0	0	0
NG Desmet MVSC		Army Guard	De Smet	1	120	1	120	0	154	0.1	0	0	0
NG Ellsworth		Army Guard	Rapid City	0	0	0	0		1	0.0	0	0	0
NG Fort Meade		Army Guard	Sturgis	10	130,113	10	130,113	3	3	38.7	100	3	2
NG Huron Airport		Army Guard	Huron	2	7,686	2	7,686		7	2.3	0	0	0
NG Huron Armory		Army Guard	Huron	2	27,984	2	27,984		2	5.6	134	2	1
NG Madison Armory		Army Guard	Madison	4	27,286	4	27,286		10	5.5	82	0	0
NG Milbank Armory		Army Guard	Milbank	2	18,140	2	18,140	9	9	4.0	104	0	0
NG Miller TA		Army Guard	St. Lawrence	0	0	0	0		480	0.0	0	0	0
NG Mitchell TS		Army Guard	Mitchell	8	163,396	8	163,396	40	110	37.5	236	45	1
NG Mobridge Readiness Center		Army Guard	Mobridge	2	19,717	2	19,717		20	7.5	57	0	2
NG Parkston Armory		Army Guard	Parkston	3	19,163	3	19,163	55	80	4.1	57	0	0
NG Pierre		Army Guard	Pierre	4	35,466	4	35,466		6	6.6	170	2	1
NG Pierre Oahe TA		Army Guard	Pierre	0	0	0	0		2,200	0.0	0	0	0
NG Platte		Army Guard	Platte	2	13,229	2	13,229	40	40	2.7	35	0	0
NG Range Road Armory		Army Guard	Rapid City	3	36,551	3	36,551	14	14	8.1	200	2	1
NG Rapid City AASF/Armory		Army Guard	Rapid City	6	108,241	6	108,241	1	33	35.4	148	40	5
NG Rapid City CSMS		Army Guard	Rapid City	2	30,514	2	30,514		29	8.0	0	22	0
NG Redfield TA		Army Guard	Conde	0	0	0	0		190	0.0	0	0	0
NG Salem		Army Guard	Salem	2	17,517	2	17,517		7	3.3	48	0	0
NG Salem TA		Army Guard	Salem	0	0	0	0	97	97	0.0	0	0	0
NG Sioux Falls - Armory Foss Fld		Army Guard	Sioux Falls	0	0	0	0		10	0.0	497	0	12
NG Sioux Falls UTES		Army Guard	Sioux Falls	5	56,846	5	56,846	38	456	10.4	0	0	0
NG Sisseton		Army Guard	Sisseton	2	14,931	2	14,931	56	56	2.6	32	1	3
NG Sturgis Armory		Army Guard	Sturgis	4	22,663	4	22,663		8	4.8	73	8	0
NG Wagner		Army Guard	Wagner	3	24,186	3	24,186		10	5.7	40	0	0
NG Watertown		Army Guard	Watertown	3	22,045	3	22,045		6	4.8	113	0	3
NG Webster		Army Guard	Webster	7	39,783	7	39,783	2	8	8.3	58	11	0
NG Webster TA		Army Guard	Webster	0	0	0	0	997	997	0.0	0	0	0
NG West Camp		Army Guard	Rapid City	3	3,912	3	3,912	770	770	2.0	0	0	0

* All Locations that do not meet criteria of at least five (5) Acres AND at least \$5M PRV.

State/Territories Army National Guard Base Structure Report - As of 30 Sept 2010

SITE	BRAC 2005	COMPONENT	NAME NEAREST CITY	BUILDINGS				STATE OWNED ACRES	TOTAL ACRES	PRV (\$M)	MIL	CIV	OTHER
				STATE OWNED		TOTAL							
				COUNT	SQFT	COUNT	SQFT						
NG Winner		Army Guard	Winner	2	14,191	2	14,191		40	3.0	35	0	1
NG Yankton		Army Guard	Yankton	3	23,786	3	23,786	20	40	4.4	77	0	1
* OTHER SITE(S) : 22				21	160,006	21	160,006	12	36	35.7	421	19	0
South Dakota Total:				177	1,366,851	177	1,366,851	2,254	6,413	337.5	3,904	308	128
Tennessee													
NG AASF 2		Army Guard	Louisville	1	4,941	1	4,941	5	5	6.8	312	43	0
NG Alamo		Army Guard	Alamo	2	19,557	2	19,557	20	20	3.9	58	1	0
NG Ashland City		Army Guard	Ashland City	3	27,382	3	27,382	12	12	5.3	65	0	0
NG Athens		Army Guard	Athens	5	39,231	5	39,231	7	7	8.2	229	15	0
NG Bolivar		Army Guard	Bolivar	2	24,276	2	24,276	182	182	5.0	56	0	0
NG Bristol		Army Guard	Bristol	4	26,684	4	26,684	7	7	5.4	57	0	0
NG Brownsville		Army Guard	Brownsville	3	21,995	3	21,995	18	18	4.9	104	1	0
NG Camden		Army Guard	Camden	4	30,065	4	30,065	7	7	6.5	55	8	0
NG Centerville		Army Guard	Centerville	3	27,223	3	27,223	15	15	5.4	98	0	0
NG Chattanooga		Army Guard	Chattanooga	17	135,674	17	135,674	16	16	23.3	409	12	6
NG Cleveland		Army Guard	Cleveland	2	22,696	2	22,696	10	10	4.8	118	0	0
NG Clinton		Army Guard	Clinton	2	28,436	2	28,436	14	14	5.7	95	0	0
NG Columbia		Army Guard	Columbia	3	43,765	3	43,765	18	18	9.0	146	10	0
NG Cookeville		Army Guard	Cookeville	6	33,821	6	33,821	12	12	7.2	150	16	3
NG Covington		Army Guard	Covington	1	24,020	1	24,020	24	24	4.9	61	0	0
NG Crossville		Army Guard	Crossville	1	14,460	1	14,460	13	13	3.1	65	1	5
NG Dayton		Army Guard	Dayton	2	16,102	2	16,102	11	11	3.4	49	0	0
NG Dickson		Army Guard	Dickson	3	19,782	3	19,782	15	15	4.0	118	0	0
NG Dresden		Army Guard	Dresden	2	27,051	2	27,051	19	19	5.8	113	0	0
NG Dunlap		Army Guard	Dunlap	3	22,841	3	22,841	10	10	5.0	37	1	0
NG Dyersburg		Army Guard	Dyersburg	1	26,443	1	26,443	10	10	5.5	136	2	0
NG Elizabethton		Army Guard	Elizabethton	3	25,835	3	25,835	15	15	5.3	96	1	0
NG Erwin		Army Guard	Erwin	2	25,779	2	25,779	10	10	5.3	59	1	0
NG Fayetteville		Army Guard	Fayetteville	1	19,479	1	19,479	19	19	4.0	29	0	0
NG Gallatin		Army Guard	Gallatin	1	17,170	1	17,170	18	18	3.6	96	1	0
NG Gordonsville		Army Guard	Gordonsville	3	26,572	3	26,572	15	15	5.4	61	0	0
NG Greeneville		Army Guard	Greeneville	3	20,109	3	20,109	12	12	4.2	85	0	0
NG Henderson		Army Guard	Henderson	7	66,397	7	66,397	14	14	13.5	157	10	0
NG Hohenwald		Army Guard	Hohenwald	1	18,611	1	18,611	16	16	4.0	68	0	0

* All Locations that do not meet criteria of at least five (5) Acres AND at least \$5M PRV.

State/Territories Army National Guard Base Structure Report - As of 30 Sept 2010

SITE	BRAC 2005	COMPONENT	NAME NEAREST CITY	BUILDINGS				STATE OWNED ACRES	TOTAL ACRES	PRV (\$M)	MIL	CIV	OTHER
				STATE OWNED		TOTAL							
				COUNT	SQFT	COUNT	SQFT						
NG Humboldt		Army Guard	Humboldt	2	36,192	2	36,192	22	22	7.5	266	1	0
NG Huntingdon		Army Guard	Huntingdon	1	27,386	1	27,386	9	9	5.6	55	0	0
NG Jacksboro		Army Guard	Jacksboro	2	27,795	2	27,795	10	10	5.7	72	1	0
NG Jackson		Army Guard	Jackson	6	77,753	6	77,753	22	22	15.2	228	10	12
NG Jackson Airport Armory		Army Guard	Jackson	4	57,369	4	57,369	60	60	18.3	95	68	0
NG Jamestown		Army Guard	Jamestown	3	24,896	3	24,896	16	16	4.8	50	0	0
NG Jefferson City		Army Guard	Jefferson City	1	18,067	1	18,067	15	15	3.7	65	0	0
NG Johnson City Gray		Army Guard	Johnson City	10	132,098	10	132,098	107	107	27.2	370	28	6
NG Kingsport		Army Guard	Kingsport	9	65,298	9	65,298	14	14	14.2	142	14	4
NG Knoxville Concord St		Army Guard	Knoxville	17	112,478	17	112,478	17	17	22.2	141	18	0
NG Knoxville Sutherland		Army Guard	Knoxville	7	72,757	7	72,757	7	7	13.7	187	18	6
NG Lafayette		Army Guard	Lafayette	2	17,604	2	17,604	10	10	3.6	179	0	0
NG Lawrenceburg		Army Guard	Lawrenceburg	3	33,690	3	33,690	16	16	6.7	77	0	0
NG Lebanon		Army Guard	Lebanon	4	26,620	4	26,620	19	19	6.1	189	6	0
NG Lenoir City		Army Guard	Lenoir City	2	28,009	2	28,009	15	15	5.7	118	0	0
NG Lewisburg		Army Guard	Lewisburg	4	32,577	4	32,577	14	14	6.1	79	0	0
NG Lexington		Army Guard	Lexington	2	21,141	2	21,141	21	21	4.3	63	0	0
NG Livingston		Army Guard	Livingston	1	24,938	1	24,938	24	24	5.2	61	0	0
NG Lobelville		Army Guard	Lobelville	2	24,932	2	24,932	10	10	4.8	79	2	0
NG McKenzie		Army Guard	Mckenzie	2	22,388	2	22,388	15	15	4.5	79	2	0
NG McMinnville		Army Guard	Mcminnville	3	17,282	3	17,282	10	10	3.5	138	0	0
NG Memphis		Army Guard	Memphis	4	58,396	4	58,396	30	30	12.1	417	11	1
NG Millington		Army Guard	Millington	0	0	0	0		13	0.0	105	1	0
NG Monteagle		Army Guard	Monteagle	2	23,450	2	23,450	15	15	4.2	43	2	0
NG Morristown		Army Guard	Morristown	3	16,376	3	16,376	15	15	3.6	62	0	0
NG Mountain City		Army Guard	Mountain City	1	20,746	1	20,746	11	11	4.2	58	0	1
NG Murfreesboro		Army Guard	Murfreesboro	1	23,888	1	23,888	11	11	5.2	173	0	0
NG Nashville		Army Guard	Nashville	28	454,322	28	454,322	86	86	91.7	1,139	316	187
NG New Tazewell		Army Guard	New Tazewell	3	22,812	3	22,812	10	10	4.8	102	1	0
NG Newport		Army Guard	Newport	3	22,620	3	22,620	14	14	4.7	85	0	0
NG Oneida		Army Guard	Oneida	1	21,879	1	21,879	15	15	4.4	54	0	0
NG Paris		Army Guard	Paris	4	26,038	4	26,038	23	23	5.6	111	0	0
NG Parsons		Army Guard	Parsons	2	13,182	2	13,182	5	5	2.6	60	1	0
NG Pulaski		Army Guard	Pulaski	2	20,277	2	20,277	16	16	4.2	49	0	0
NG Ripley		Army Guard	Ripley	2	19,458	2	19,458	10	10	4.3	120	0	0

* All Locations that do not meet criteria of at least five (5) Acres AND at least \$5M PRV.

State/Territories Army National Guard Base Structure Report - As of 30 Sept 2010

SITE	BRAC 2005	COMPONENT	NAME NEAREST CITY	BUILDINGS				STATE OWNED ACRES	TOTAL ACRES	PRV (\$M)	MIL	CIV	OTHER
				STATE OWNED		TOTAL							
				COUNT	SQFT	COUNT	SQFT						
NG Rockwood		Army Guard	Rockwood	6	22,636	6	22,636	6	6	4.1	65	1	0
NG Rogersville		Army Guard	Rogersville	2	26,846	2	26,846	11	11	5.4	57	0	0
NG Savannah		Army Guard	Savannah	1	16,896	1	16,896	19	19	3.5	56	0	0
NG Selmer		Army Guard	Selmer	1	18,083	1	18,083	10	10	3.6	88	1	0
NG Sevierville		Army Guard	Pigeon Forge	2	24,817	2	24,817	10	10	5.1	57	0	0
NG Shelbyville		Army Guard	Shelbyville	3	29,616	3	29,616	20	20	5.3	60	0	0
NG Sparta		Army Guard	Sparta	2	21,572	2	21,572	10	10	4.5	83	1	0
NG Springfield Readiness Center		Army Guard	Springfield	2	23,924	2	23,924	11	11	4.7	84	0	0
NG Sweetwater		Army Guard	Sweetwater	2	20,544	2	20,544	10	10	4.3	85	0	0
NG Tennessee Ridge		Army Guard	Tennessee Ridge	2	21,985	2	21,985	10	10	4.5	40	1	0
NG Tiptonville		Army Guard	Tiptonville	1	19,355	1	19,355	5	5	4.0	63	0	0
NG Trenton		Army Guard	Trenton	2	38,924	2	38,924	20	20	8.6	190	18	0
NG Tullahoma		Army Guard	Tullahoma	6	25,282	6	25,282	8	8	5.6	356	10	0
NG Union City		Army Guard	Union City	4	46,097	4	46,097	14	14	10.2	165	16	0
NG VTS Gorman Quarry Lease		Army Guard	Waverly	0	0	0	0		322	0.0	0	0	0
NG Waverly		Army Guard	Waverly	4	23,169	4	23,169	14	14	5.0	57	0	0
NG Waynesboro		Army Guard	Waynesboro	1	17,245	1	17,245	18	18	3.5	85	0	0
NG Winchester		Army Guard	Winchester	5	31,060	5	31,060	22	22	6.4	136	8	0
* OTHER SITE(S) : 4				4	41,275	4	41,275	10	10	9.1	115	1	0
Tennessee Total:				284	2,970,437	284	2,970,437	1,503	1,838	616.5	10,335	680	231

Texas

Camp Maxey		Army Guard	Powderly	31	81,689	31	81,689	6,424	6,424	44.4	66	8	23
NG Abilene - Armory		Army Guard	Abilene	2	32,406	2	32,406	4	4	7.1	248	11	0
NG Alice		Army Guard	Alice	2	22,531	2	22,531	5	5	3.6	0	0	0
NG Amarillo		Army Guard	Amarillo	6	36,336	6	36,336	5	5	6.7	175	0	0
NG Angleton		Army Guard	Angleton	1	25,685	1	25,685	12	12	5.3	162	0	0
NG Austin - 51st Street		Army Guard	Austin	7	77,639	7	77,639	14	14	15.0	531	20	0
NG Baytown		Army Guard	Baytown	2	12,576	2	12,576	5	5	2.3	170	0	0
NG Bergstrom - (Abia)		Army Guard	Austin	10	209,852	10	209,852	60	70	69.7	521	62	0
NG Bryan		Army Guard	Bryan	5	35,980	5	35,980	14	14	7.3	238	0	0
NG Camp Bowie (State)		Army Guard	Brownwood	38	150,349	38	150,349	4,895	4,895	62.7	293	9	29
NG Camp Mabry		Army Guard	Austin	76	984,792	76	984,792	376	376	198.7	3,761	477	251
NG Corpus Christi		Army Guard	Corpus Christi	6	67,274	6	67,274	5	5	13.0	310	78	109
NG Dallas - California Crossing		Army Guard	Dallas	6	65,424	6	65,424		9	14.5	0	0	0

* All Locations that do not meet criteria of at least five (5) Acres AND at least \$5M PRV.

State/Territories Army National Guard Base Structure Report - As of 30 Sept 2010

SITE	BRAC 2005	COMPONENT	NAME NEAREST CITY	BUILDINGS				STATE OWNED ACRES	TOTAL ACRES	PRV (\$M)	MIL	CIV	OTHER
				STATE OWNED		TOTAL							
				COUNT	SQFT	COUNT	SQFT						
NG Dallas - Guard Drive		Army Guard	Dallas	1	10,955	1	10,955	5	5	2.5	133	0	0
NG Dallas - Red Bird		Army Guard	Dallas	6	65,626	6	65,626		10	14.5	261	1	0
NG Decatur		Army Guard	Decatur	1	16,046	1	16,046	17	17	3.4	0	0	0
NG Denton		Army Guard	Denton	2	13,376	2	13,376	7	7	2.6	174	0	0
NG Eagle Mountain Lake		Army Guard	Azle	3	560	3	560	1,250	1,250	0.1	0	0	0
NG Eagle Pass		Army Guard	Eagle Pass	1	16,478	1	16,478	5	5	3.2	0	0	0
NG El Campo		Army Guard	El Campo	7	26,224	7	26,224	20	20	5.2	127	0	0
NG El Paso		Army Guard	El Paso	6	62,972	6	62,972	20	20	14.1	487	15	4
NG Ellington Field		Army Guard	Houston	0	0	0	0		20	0.0	1,478	42	66
NG Fort Worth - Cobb Park		Army Guard	Fort Worth	4	35,087	4	35,087		12	7.5	220	0	0
NG Fort Worth - Sandage		Army Guard	Fort Worth	2	29,978	2	29,978	3	3	6.1	152	0	0
NG Fort Worth - Shoreview		Army Guard	Fort Worth	12	72,414	12	72,414	83	83	24.3	366	0	0
NG Fredericksburg		Army Guard	Fredericksburg	3	17,902	3	17,902	20	20	3.9	83	0	0
NG Grand Prairie (DNAS)		Army Guard	Grand Prairie	16	125,887	16	125,887		145	66.7	382	6	2
NG Greenville		Army Guard	Greenville	1	24,810	1	24,810	15	15	5.0	133	0	0
NG Hondo		Army Guard	Hondo	1	10,776	1	10,776	5	5	2.2	213	0	0
NG Kilgore		Army Guard	Kilgore	3	25,716	3	25,716	10	10	4.4	133	0	2
NG Killeen		Army Guard	Killeen	2	25,444	2	25,444		5	5.0	90	0	0
NG Lubbock		Army Guard	Lubbock	6	140,226	6	140,226		25	27.9	679	0	4
NG Marshall		Army Guard	Marshall	5	28,334	5	28,334		13	5.6	70	0	0
NG Martindale - AASF		Army Guard	San Antonio	18	114,329	18	114,329	219	219	41.8	839	7	0
NG Mexia		Army Guard	Mexia	1	14,329	1	14,329	6	6	2.9	0	0	0
NG Midland Airport		Army Guard	Midland	1	34,590	1	34,590	1	1	9.9	159	0	0
NG Nacogdoches		Army Guard	Nacogdoches	1	10,776	1	10,776	5	5	2.1	96	0	0
NG New Braunfels		Army Guard	New Braunfels	6	27,552	6	27,552	7	7	5.5	269	0	0
NG Palestine		Army Guard	Palestine	5	22,193	5	22,193	6	6	3.7	79	0	0
NG Plainview		Army Guard	Plainview	1	10,776	1	10,776		7	2.1	0	0	0
NG Port Arthur		Army Guard	Port Arthur	2	26,111	2	26,111		5	4.4	96	0	0
NG Rosenberg		Army Guard	Rosenberg	1	21,718	1	21,718	10	10	4.1	77	0	0
NG San Angelo - US 67		Army Guard	San Angelo	1	41,699	1	41,699	1	1	8.3	2	0	0
NG Stephenville		Army Guard	Stephenville	2	21,513	2	21,513	13	13	4.1	94	0	0
NG Tyler		Army Guard	Tyler	3	12,726	3	12,726		5	2.5	151	0	0
NG Victoria		Army Guard	Victoria	1	15,297	1	15,297	5	5	3.1	24	1	0
NG Waco		Army Guard	Waco	7	86,841	7	86,841	5	5	17.2	392	2	0
NG Waxahachie		Army Guard	Waxahachie	2	24,724	2	24,724	7	7	4.2	55	0	0

* All Locations that do not meet criteria of at least five (5) Acres AND at least \$5M PRV.

State/Territories Army National Guard Base Structure Report - As of 30 Sept 2010

SITE	BRAC 2005	COMPONENT	NAME NEAREST CITY	BUILDINGS				STATE OWNED ACRES	TOTAL ACRES	PRV (\$M)	MIL	CIV	OTHER
				STATE OWNED		TOTAL							
				COUNT	SQFT	COUNT	SQFT						
NG Weatherford		Army Guard	Weatherford	2	20,148	2	20,148	6	6	3.6	122	0	0
NG Weslaco		Army Guard	Weslaco	2	85,231	2	85,231	20	20	16.8	561	1	0
NG Wichita Falls		Army Guard	Wichita Falls	5	24,610	5	24,610		9	5.8	0	0	0
NG Wylie		Army Guard	Wylie	3	54,174	3	54,174	11	11	10.8	218	0	0
* OTHER SITE(S) : 38				63	445,090	63	445,090	71	94	89.5	2,048	181	13
Texas Total:				401	3,665,770	401	3,665,770	13,672	13,970	896.5	16,938	921	503
Utah													
NG American Fork Armory/FMS 6		Army Guard	American Fork	6	20,259	6	20,259	3	3	5.5	175	11	0
NG Beaver Armory/FMS 5		Army Guard	Beaver	4	22,115	4	22,115	2	2	11.4	52	3	0
NG Blanding Armory		Army Guard	Blanding	2	1,320	2	1,320	28	28	5.1	0	0	1
NG Brigham City Armory		Army Guard	Brigham City	3	14,894	3	14,894	6	6	3.8	54	0	0
NG Cedar City Armory/FMS 5		Army Guard	Cedar City	4	27,331	4	27,331	7	7	6.4	102	2	1
NG Draper Complex		Army Guard	Draper	12	378,437	12	378,437	42	42	92.0	1,386	415	97
NG E.J. Garn Armory/FMS		Army Guard	West Jordan	7	102,251	7	102,251	20	20	29.5	0	0	0
NG E.J. Garn Aviation Complex		Army Guard	West Jordan	10	120,882	10	120,882		40	49.5	934	111	12
NG Fort Douglas Museum		Army Guard	Salt Lake City	2	12,985	2	12,985	7	7	2.8	0	0	0
NG Logan Armory/FMS 1A		Army Guard	Logan	2	28,145	2	28,145	5	5	13.1	122	0	1
NG LTA Price Training Area		Army Guard	Price	0	0	0	0		160	0.0	0	0	0
NG LTA Richfield Training Area		Army Guard	Richfield	0	0	0	0		440	0.0	0	0	0
NG LTA Vernal Training Area		Army Guard	Vernal	0	0	0	0		160	0.0	0	0	0
NG Manti Armory		Army Guard	Manti	1	22,581	1	22,581	1	1	5.3	90	0	1
NG Manti FMS 4		Army Guard	Manti	3	3,406	3	3,406	2	2	6.9	0	0	0
NG Mount Pleasant Armory		Army Guard	Mount Pleasant	4	25,663	4	25,663	6	6	5.3	50	0	0
NG Nephi Land		Army Guard	Nephi	0	0	0	0	5	5	0.0	0	0	0
NG Nephi Readiness Center		Army Guard	Nephi	0	0	0	0	30	30	0.0	0	0	0
NG New SLC Readiness Center		Army Guard	Salt Lake City	0	0	0	0	23	23	0.0	38	0	0
NG Ogden Armory/FMS 1		Army Guard	Ogden	5	43,668	5	43,668	15	15	17.1	190	3	0
NG Orem Armory		Army Guard	Orem	2	78,778	2	78,778		6	18.8	268	2	65
NG Price Armory		Army Guard	Price	2	33,010	2	33,010	1	1	7.6	51	0	0
NG Richfield Armory/FMS 5A		Army Guard	Richfield	5	23,240	5	23,240	5	5	6.3	90	0	1
NG Tooele FMS 5A		Army Guard	Tooele	2	6,261	2	6,261	15	15	2.4	0	0	0
NG Utah County South Armory/FMS 9		Army Guard	Spanish Fork	9	75,839	9	75,839	20	20	24.0	306	18	1
* OTHER SITE(S) : 16				21	104,223	21	104,223	11	11	28.5	639	0	0
Utah Total:				106	1,145,288	106	1,145,288	253	1,059	341.4	4,547	565	180

* All Locations that do not meet criteria of at least five (5) Acres AND at least \$5M PRV.

State/Territories Army National Guard Base Structure Report - As of 30 Sept 2010

SITE	BRAC 2005	COMPONENT	NAME NEAREST CITY	BUILDINGS				STATE OWNED ACRES	TOTAL ACRES	PRV (\$M)	MIL	CIV	OTHER
				STATE OWNED		TOTAL							
				COUNT	SQFT	COUNT	SQFT						
Vermont													
Morristown Armory		Army Guard	North Hyde Park	0	0	0	0	39	39	0.0	0	0	0
NG Campbell Armory		Army Guard	Montpelier	2	34,794	2	34,794	8	8	7.2	112	0	1
NG Fair Haven OMS		Army Guard	Fair Haven	2	11,818	2	11,818	5	5	2.8	0	5	0
NG Rutland		Army Guard	Rutland	2	40,928	2	40,928	1	1	8.1	156	0	0
NG TS Camp Johnson		Army Guard	Colchester	42	215,624	42	215,624	64	64	52.2	29	164	51
NG Westminster TS		Army Guard	Westminster	7	48,602	7	48,602	52	52	8.7	162	8	0
* OTHER SITE(S) : 19				31	241,284	31	241,284	43	43	52.3	1,258	14	14
Vermont Total:				86	593,050	86	593,050	212	212	131.4	1,717	191	66
Virgin Islands													
NG Bethlehem 40 Acre WETS		Army Guard	Christiansted	0	0	0	0	40	40	0.0	0	0	0
NG Estate Nazareth Military Compound		Army Guard	Charlotte Amalie	6	53,047	6	53,047	18	18	17.5	0	0	0
NG Gramboko Site		Army Guard	St. Thomas	1	200	1	200	2	2	7.2	0	0	0
NG JF-HQS VI National Guard		Army Guard	Christiansted	1	1,035	1	1,035		2	6.9	491	125	0
* OTHER SITE(S) : 1				0	0	0	0			4.0	0	0	0
Virgin Islands Total:				8	54,282	8	54,282	60	62	35.5	491	125	0
Virginia													
NG Bedford		Army Guard	Unknown	1	15,489	1	15,489	5	5	3.7	47	0	0
NG Big Stone Gap		Army Guard	Big Stone Gap	1	0	1	0	7	7	3.1	0	0	0
NG Blackstone		Army Guard	Blackstone	3	31,710	3	31,710	7	7	6.8	169	1	0
NG Cedar Bluff		Army Guard	Cedar Bluff	3	29,419	3	29,419	10	10	6.5	70	11	0
NG Charlottesville		Army Guard	Unknown	2	28,661	2	28,661	10	10	6.2	127	0	0
NG Clifton Forge		Army Guard	Unknown	2	22,438	2	22,438	10	10	4.8	51	0	0
NG Danville		Army Guard	Danville	3	50,472	3	50,472	15	15	11.1	152	18	0
NG Emporia		Army Guard	Emporia	2	27,696	2	27,696		8	7.1	122	0	1
NG Fairfax Readiness Center		Army Guard	Fairfax	1	32,245	1	32,245	2	2	6.9	177	2	0
NG Farmville		Army Guard	Farmville	1	12,845	1	12,845	5	5	3.0	87	0	0
NG Franklin		Army Guard	Franklin	1	13,230	1	13,230	5	5	5.7	46	1	0
NG Fredericksburg		Army Guard	Fredericksburg	2	58,041	2	58,041	7	7	15.2	428	20	0
NG Fredericksburg Motor Pool		Army Guard	Fredericksburg	0	0	0	0	5	5	0.1	0	0	0
NG Gate City		Army Guard	Gate City	2	43,954	2	43,954	5	5	9.6	242	16	0
NG Harrisonburg		Army Guard	Harrisonburg	1	25,531	1	25,531	2	2	5.0	81	0	0
NG Leesburg		Army Guard	Leesburg	1	24,032	1	24,032		4	5.3	84	0	0

* All Locations that do not meet criteria of at least five (5) Acres AND at least \$5M PRV.

State/Territories Army National Guard Base Structure Report - As of 30 Sept 2010

SITE	BRAC 2005	COMPONENT	NAME NEAREST CITY	BUILDINGS				STATE OWNED ACRES	TOTAL ACRES	PRV (\$M)	MIL	CIV	OTHER
				STATE OWNED		TOTAL							
				COUNT	SQFT	COUNT	SQFT						
NG Lexington		Army Guard	Lexington	2	19,445	2	19,445	6	6	4.5	85	0	0
NG Lynchburg		Army Guard	Lynchburg	2	34,178	2	34,178	28	28	7.3	350	11	0
NG Manassas		Army Guard	Manassas	1	34,400	1	34,400	6	6	7.7	587	0	0
NG Martinsville		Army Guard	Martinsville	3	24,140	3	24,140	8	8	5.2	112	0	0
NG Norfolk		Army Guard	Norfolk	2	54,579	2	54,579	19	19	13.6	267	19	0
NG Onancock		Army Guard	Onancock	1	16,769	1	16,769	8	8	5.2	55	2	0
NG Petersburg		Army Guard	Petersburg	2	31,833	2	31,833	10	10	6.9	228	2	0
NG Portsmouth		Army Guard	Portsmouth	3	30,644	3	30,644	10	10	7.5	198	13	0
NG Powhatan		Army Guard	Powhatan	1	30,113	1	30,113	10	10	7.1	164	0	0
NG Pulaski		Army Guard	Pulaski	2	17,907	2	17,907	5	5	4.0	43	1	0
NG Radford		Army Guard	Radford	1	13,438	1	13,438	5	5	3.3	51	0	0
NG Richmond Dove Street		Army Guard	Richmond	3	0	3	0	19	19	12.8	0	0	0
NG Rocky Mount		Army Guard	Rocky Mount	1	15,505	1	15,505	5	5	3.7	119	0	0
NG South Boston		Army Guard	Unknown	1	20,186	1	20,186	10	10	3.9	74	1	0
NG Staunton		Army Guard	Staunton	1	45,560	1	45,560	5	5	9.6	226	8	0
NG Suffolk		Army Guard	Suffolk	1	17,864	1	17,864	7	7	4.1	78	0	0
NG Virginia Beach		Army Guard	Virginia Beach	1	33,579	1	33,579	3	3	8.0	469	1	0
NG Waller Depot		Army Guard	Richmond	7	67,270	7	67,270	6	6	9.9	1	0	0
NG Warrenton		Army Guard	Warrenton	1	21,453	1	21,453	5	5	4.8	71	0	0
NG West Point Armory		Army Guard	West Point	2	27,008	2	27,008		5	5.5	102	0	0
NG Winchester		Army Guard	Winchester	4	64,529	4	64,529			16.1	276	7	0
NG Woodstock Armory		Army Guard	Woodstock	2	30,076	2	30,076	7	7	6.0	64	0	0
* OTHER SITE(S) : 13				6	55,537	6	55,537	10	12	19.3	205	5	3
Virginia Total:				76	1,121,776	76	1,121,776	287	306	276.1	5,708	139	4

Washington

NG Bellingham		Army Guard	Bellingham	2	20,292	2	20,292	6	6	5.6	178	0	0
NG Bremerton		Army Guard	Bremerton	6	84,349	6	84,349	81	81	24.6	0	0	0
NG Buckley		Army Guard	Buckley	1	27,092	1	27,092	10	10	7.1	52	0	0
NG Camp Murray		Army Guard	Camp Murry	76	523,153	76	523,153	231	235	141.3	1,774	412	311
NG Centralia		Army Guard	Centralia	3	34,663	3	34,663	8	8	8.1	219	0	6
NG Ephrata		Army Guard	Ephrata	5	20,798	5	20,798	13	13	6.1	173	0	0
NG Everett		Army Guard	Everett	2	44,481	2	44,481	1	1	10.6	210	0	6
NG Geiger Field - Spokane		Army Guard	Spokane	3	27,320	3	27,320	36	36	8.8	5	0	9
NG Grandview		Army Guard	Grandview	1	24,475	1	24,475	11	11	6.4	77	0	0

* All Locations that do not meet criteria of at least five (5) Acres AND at least \$5M PRV.

State/Territories Army National Guard Base Structure Report - As of 30 Sept 2010

SITE	BRAC 2005	COMPONENT	NAME NEAREST CITY	BUILDINGS				STATE OWNED ACRES	TOTAL ACRES	PRV (\$M)	MIL	CIV	OTHER
				STATE OWNED		TOTAL							
				COUNT	SQFT	COUNT	SQFT						
NG Montesano		Army Guard	Montesano	3	30,898	3	30,898	14	14	8.0	61	0	0
NG Moses Lake		Army Guard	Moses Lake	2	32,795	2	32,795	10	10	7.8	57	0	21
NG Olympia		Army Guard	Olympia	3	47,739	3	47,739	2	2	10.6	163	0	0
NG Pasco		Army Guard	Pasco	4	31,744	4	31,744	1	1	5.8	51	0	0
NG Port Orchard		Army Guard	Port Orchard	3	25,805	3	25,805	9	9	8.1	44	0	0
NG Pullman		Army Guard	Pullman	2	21,342	2	21,342	1	1	5.2	42	0	0
NG Seattle - Pier 91		Army Guard	Seattle	6	89,424	6	89,424	25	25	23.2	627	2	0
NG Sedro Woolley		Army Guard	Sedro Woolley	2	8,727	2	8,727	10	10	2.8	0	0	0
NG Tacoma		Army Guard	Tacoma	1	99,610	1	99,610	2	2	25.1	389	0	0
NG Walla Walla		Army Guard	Walla Walla	3	58,475	3	58,475	1	1	13.3	43	0	0
NG Wenatchee		Army Guard	Wenatchee	3	13,503	3	13,503	5	5	3.7	42	0	0
NG Yakima Airport		Army Guard	Yakima	2	66,038	2	66,038	10	10	15.7	294	0	0
* OTHER SITE(S) : 14				13	92,399	13	92,399	16	16	29.3	266	0	0

Washington Total: 146 1,425,122 146 1,425,122 503 507 377.2 4,767 414 353

West Virginia

CTC Camp Dawson-Kingwood		Army Guard	Kingwood	84	410,067	84	410,067	2,289	3,889	126.1	363	17	205
Elkins AFRC		Army Guard	Elkins	0	0	0	0	111	111	0.0	0	0	0
Jackson County		Army Guard	Millwood	0	0	0	0	312	312	0.0	0	0	0
NG Bluefield		Army Guard	Bluefield	5	41,853	5	41,853	28	28	9.7	162	0	1
NG Buckhannon		Army Guard	Buckhannon	13	72,055	13	72,055	18	18	16.9	129	98	2
NG Charleston		Army Guard	Charleston	9	115,742	9	115,742	29	29	28.8	526	204	86
NG Clarksburg		Army Guard	Clarksburg	1	32,735	1	32,735	10	10	8.2	8	26	2
NG Dunbar		Army Guard	Dunbar	1	23,338	1	23,338	4	4	5.1	85	24	1
NG Elkins		Army Guard	Elkins	1	21,371	1	21,371	8	8	5.0	106	5	1
NG Fairmont		Army Guard	Fairmont	1	43,756	1	43,756	9	9	9.8	164	37	1
NG FWAATS-Bridgeport		Army Guard	Bridgeport	2	46,611	2	46,611		21	15.6	202	0	13
NG Gassaway		Army Guard	Gassaway	3	29,579	3	29,579	6	6	6.2	53	0	1
NG Glen Jean AFRC Complex		Army Guard	Glen Jean	4	111,628	4	111,628	35	35	34.1	322	57	7
NG Huntington Barbour		Army Guard	Huntington	4	26,699	4	26,699	7	7	5.9	174	0	1
NG Huntington Tri-State		Army Guard	Kenova	7	95,324	7	95,324		41	21.3	367	6	3
NG Keyser-Fort Hill		Army Guard	Keyser	1	20,248	1	20,248	6	6	4.6	49	5	1
NG Lewisburg Readiness Center		Army Guard	Maxwelton	1	45,803	1	45,803	22	22	12.1	108	13	2
NG Martinsburg		Army Guard	Martinsburg	2	16,816	2	16,816	7	7	3.6	120	0	1
NG Memorial Training Tunnel		Army Guard	Gallagher	2	9,780	2	9,780			21.0	0	0	535

* All Locations that do not meet criteria of at least five (5) Acres AND at least \$5M PRV.

State/Territories Army National Guard Base Structure Report - As of 30 Sept 2010

SITE	BRAC 2005	COMPONENT	NAME NEAREST CITY	BUILDINGS				STATE OWNED ACRES	TOTAL ACRES	PRV (\$M)	MIL	CIV	OTHER
				STATE OWNED		TOTAL							
				COUNT	SQFT	COUNT	SQFT						
NG Morgantown		Army Guard	Morgantown	2	22,783	2	22,783	5	5	5.3	101	28	1
NG Moundsville		Army Guard	Moundsville	4	38,442	4	38,442	6	6	8.7	152	42	1
NG Parkersburg		Army Guard	Parkersburg	3	41,337	3	41,337	9	9	10.5	97	36	11
NG Parkersburg - AASF #1		Army Guard	Williamstown	7	112,881	7	112,881		103	34.6	196	61	3
NG Point Pleasant		Army Guard	Point Pleasant	6	68,877	6	68,877	16	16	13.7	94	37	31
NG Salem		Army Guard	Salem	1	27,781	1	27,781	13	13	6.0	56	0	1
NG Spencer		Army Guard	Spencer	1	18,540	1	18,540	3	3	6.0	57	0	1
NG St Albans		Army Guard	St. Albans	2	41,853	2	41,853	13	13	13.1	40	0	0
NG Summersville		Army Guard	Summersville	1	85,490	1	85,490	35	35	20.1	108	0	2
NG Welch		Army Guard	Welch	1	26,845	1	26,845	6	6	5.8	40	3	1
NG Weston		Army Guard	Weston	5	25,149	5	25,149	4	4	5.4	54	0	1
NG Wheeling		Army Guard	Wheeling	3	59,127	3	59,127		43	21.8	82	64	4
* OTHER SITE(S) : 4				4	37,989	4	37,989	8	8	13.6	202	17	3

West Virginia Total: 181 1,770,499 181 1,770,499 3,018 4,827 498.4 4,217 780 923

Wisconsin

Camp Williams Tomah MTA		Army Guard	Camp Douglas	47	477,339	47	477,339	114	114	106.9	292	133	27
Camp Wismer Hayward		Army Guard	Hayward	3	491	3	491	124	124	0.6	0	0	0
Madison AFRC		Army Guard	Madison	0	0	0	0	32	32	0.0	91	1	0
NG Abbotsford		Army Guard	Abbotsford	1	16,735	1	16,735	7	7	4.4	53	0	0
NG Antigo		Army Guard	Antigo	3	20,960	3	20,960	5	5	4.3	63	0	0
NG Appleton		Army Guard	Appleton	3	52,040	3	52,040	13	13	11.1	205	1	2
NG Arcadia		Army Guard	Arcadia	1	16,386	1	16,386	6	6	4.3	82	0	1
NG Ashland		Army Guard	Ashland	2	30,197	2	30,197	9	9	5.9	52	0	2
NG Baraboo		Army Guard	Baraboo	2	18,689	2	18,689	6	6	4.7	41	0	0
NG Beloit		Army Guard	Beloit	1	33,467	1	33,467	13	13	8.6	166	0	0
NG Black River Falls		Army Guard	Black River Falls	4	34,784	4	34,784	10	10	7.3	139	0	0
NG Burlington		Army Guard	Burlington	2	13,390	2	13,390	5	5	3.3	121	0	0
NG Chippewa Falls		Army Guard	Chippewa Falls	2	24,653	2	24,653	14	14	5.2	177	2	4
NG Clintonville		Army Guard	Clintonville	1	16,780	1	16,780	5	5	4.2	70	0	1
NG Eau Claire		Army Guard	Eau Claire	1	33,379	1	33,379	8	8	8.3	222	9	1
NG Eau Claire OMS 7		Army Guard	Eau Claire	3	29,301	3	29,301	1	1	6.1	0	0	0
NG Fond Du Lac		Army Guard	Fond Du Lac	0	0	0	0	7	7	0.5	135	0	0
NG Fort Atkinson		Army Guard	Fort Atkinson	3	29,152	3	29,152	6	6	6.1	79	0	0
NG Green Bay		Army Guard	Green Bay	4	25,229	4	25,229	12	12	6.5	136	0	2

* All Locations that do not meet criteria of at least five (5) Acres AND at least \$5M PRV.

**State/Territories Army National Guard
Base Structure Report - As of 30 Sept 2010**

SITE	BRAC 2005	COMPONENT	NAME NEAREST CITY	BUILDINGS				STATE OWNED ACRES	TOTAL ACRES	PRV (\$M)	MIL	CIV	OTHER
				STATE OWNED		TOTAL							
				COUNT	SQFT	COUNT	SQFT						
NG Hayward		Army Guard	Hayward	3	23,219	3	23,219	6	6	5.8	95	1	0
NG Hayward OMS 12		Army Guard	Hayward	1	20,539	1	20,539	8	8	6.5	0	12	0
NG Kenosha OMS 6		Army Guard	Kenosha	3	57,249	3	57,249	14	14	13.7	161	9	1
NG Madison 901		Army Guard	Madison	1	23,580	1	23,580	8	8	5.8	64	3	1
NG Madison AASF 2		Army Guard	Madison	0	0	0	0		7	0.0	0	0	0
NG Madison Aviation Armory		Army Guard	Madison	0	0	0	0		7	0.0	321	53	2
NG Madison Hangars		Army Guard	Madison	0	0	0	0		20	0.0	0	0	0
NG Madison OMS 9		Army Guard	Madison	3	98,728	3	98,728	18	18	19.0	333	11	1
NG Madison TAGO/STARC		Army Guard	Madison	2	154,298	2	154,298	16	16	45.3	597	156	131
NG Marshfield		Army Guard	Marshfield	2	45,551	2	45,551	10	10	10.7	98	0	0
NG Medford		Army Guard	Medford	2	26,059	2	26,059	5	5	5.0	103	0	0
NG Menomonie		Army Guard	Menomonie	2	15,815	2	15,815	10	10	3.9	135	0	0
NG Milwaukee OMS 3		Army Guard	Milwaukee	6	126,000	6	126,000	10	10	29.3	502	13	4
NG Monroe		Army Guard	Monroe	2	14,367	2	14,367	5	5	3.3	45	1	1
NG New Richmond		Army Guard	New Richmond	2	27,953	2	27,953	19	19	6.4	82	0	1
NG Oak Creek		Army Guard	Oak Creek	2	24,252	2	24,252	4	4	5.9	81	1	0
NG Oconomowoc		Army Guard	Oconomowoc	2	36,380	2	36,380	5	5	8.2	46	0	1
NG Onalaska		Army Guard	Onalaska	3	59,515	3	59,515	15	15	13.0	256	2	2
NG Oshkosh & FMS		Army Guard	Oshkosh	2	44,472	2	44,472	35	35	12.5	177	0	0
NG Platteville		Army Guard	Platteville	1	24,766	1	24,766	2	2	6.3	81	0	1
NG Portage		Army Guard	Portage	3	17,485	3	17,485	11	11	3.9	90	2	1
NG Prairie Du Chien		Army Guard	Prairie Du Chien	3	30,989	3	30,989	3	3	6.6	86	0	1
NG Reedsburg		Army Guard	Reedsburg	2	18,856	2	18,856	11	11	4.7	84	0	0
NG Rice Lake		Army Guard	Rice Lake	2	19,565	2	19,565	4	4	4.6	55	0	1
NG Richland Center		Army Guard	Richland Center	2	24,136	2	24,136	8	8	5.7	67	0	0
NG Ripon		Army Guard	Ripon	1	16,196	1	16,196	5	5	4.0	83	0	0
NG Sparta		Army Guard	Sparta	2	14,882	2	14,882	6	6	4.3	71	43	1
NG Spooner		Army Guard	Spooner	3	24,635	3	24,635	6	6	5.2	83	0	1
NG Superior		Army Guard	Superior	4	46,868	4	46,868	7	7	8.5	113	0	1
NG Sussex OMS 5		Army Guard	Sussex	3	52,825	3	52,825	15	15	12.8	275	7	0
NG Tomah		Army Guard	Tomah	3	22,984	3	22,984	5	5	5.8	123	4	0
NG Tomahawk		Army Guard	Tomahawk	3	24,014	3	24,014	5	5	4.3	50	0	2
NG Viroqua		Army Guard	Viroqua	2	18,835	2	18,835	10	10	4.6	80	0	0
NG Waukesha		Army Guard	Waukesha	2	31,389	2	31,389	4	4	7.2	84	0	0
NG Waupaca		Army Guard	Waupaca	1	13,287	1	13,287	10	10	3.6	83	0	0

* All Locations that do not meet criteria of at least five (5) Acres AND at least \$5M PRV.

**State/Territories Army National Guard
Base Structure Report - As of 30 Sept 2010**

SITE	BRAC 2005	COMPONENT	NAME NEAREST CITY	BUILDINGS				STATE OWNED ACRES	TOTAL ACRES	PRV (\$M)	MIL	CIV	OTHER
				STATE OWNED		TOTAL							
				COUNT	SQFT	COUNT	SQFT						
NG Wausau OMS 13		Army Guard	Wausau	2	24,219	2	24,219	4	4	6.2	129	8	3
NG West Bend AASF 1 & Armory		Army Guard	West Bend	3	116,119	3	116,119	40	40	40.0	69	0	3
NG Whitewater OMS 8		Army Guard	Whitewater	3	56,700	3	56,700	10	10	13.7	109	10	0
NG WI Rapids OMS 14		Army Guard	Wisconsin Rapids	6	49,084	6	49,084	5	5	11.6	165	8	0
* OTHER SITE(S) : 20				34	309,896	34	309,896	53	53	70.0	1,184	0	7
Wisconsin Total:				206	2,628,679	206	2,628,679	809	843	626.5	8,384	490	207
Wyoming													
MTCH Camp Guernsey		Army Guard	Guernsey	124	499,608	124	499,608	62,575	62,575	259.6	541	54	302
NG Afton		Army Guard	Afton	1	19,076	1	19,076	5	5	4.4	60	0	1
NG Casper		Army Guard	Casper	3	34,468	3	34,468	33	33	10.4	168	4	4
NG Cheyenne		Army Guard	Cheyenne	8	102,563	8	102,563	29	29	22.7	599	152	88
NG Cheyenne MAP		Army Guard	Cheyenne	3	47,309	3	47,309	34	34	57.6	0	0	0
NG Cody		Army Guard	Cody	1	17,629	1	17,629	9	9	4.2	74	0	2
NG Douglas		Army Guard	Douglas	1	23,015	1	23,015	8	8	5.2	63	0	1
NG Evanston		Army Guard	Evanston	3	26,162	3	26,162	5	5	6.2	41	12	1
NG Gillette		Army Guard	Gillette	1	14,583	1	14,583	8	8	3.7	79	0	1
NG Lander Armory		Army Guard	Lander	2	15,374	2	15,374	13	13	3.6	79	2	1
NG Laramie		Army Guard	Laramie	2	35,773	2	35,773	11	11	8.9	198	11	2
NG Lovell		Army Guard	Lovell	3	27,049	3	27,049	5	5	5.6	95	24	1
NG Powell		Army Guard	Powell	1	14,990	1	14,990	5	5	3.4	29	0	1
NG Rock Springs		Army Guard	Rock Springs	2	15,650	2	15,650	15	15	3.9	90	0	1
NG Sheridan		Army Guard	Sheridan	3	29,611	3	29,611	9	9	6.5	128	5	1
NG Torrington		Army Guard	Torrington	3	55,931	3	55,931	5	5	12.0	92	0	1
NG Wheatland		Army Guard	Wheatland	2	14,476	2	14,476	5	5	4.0	42	0	1
NG Worland		Army Guard	Worland	1	13,936	1	13,936	10	10	3.2	76	0	1
Wyoming Total:				164	1,007,203	164	1,007,203	62,784	62,784	424.9	2,454	264	410
US/US Territories Total:				13,735	106,039,886	14,632	112,745,524	772,114	1,190,249	28,904.2	339,533	23,801	17,353

* All Locations that do not meet criteria of at least five (5) Acres AND at least \$5M PRV.

ACRONYMS

ACRONYM	DESCRIPTION	ACRONYM	DESCRIPTION
5AB	5th Army Battalion	CSO	Caretaker Site Office
AAA	Antiaircraft Artillery	CTA	Combined Training Area
AAFES	Army and Air Force Exchange Service	CW2	Chief Warrant Officer 2
AAP	Army Ammunition Plant	CW4	Chief Warrant Officer 4
AAOF	Army Aviation Operations Facilities	DMNA	Division of Military and Naval Affairs
AASF	Army Aviation Support Facilities	DoD	Department of Defense
AB	Air Base	DS	Direct Support
AEC	Army Environmental Command	ECS	Equipment Concentration Site
AF	Air Force	EOD	Explosive Ordnance Disposal
ACUB	Army Compatible Use Buffer	FH	Family Housing
A/DACG	Arrival/Departure Airfield Control Group	FI	Field
AFB	Air Force Base	FISC	Fleet Industrial Supply Center
AFRC	Armed Forces Reserve Center	FL	Florida
AFS	Air Force Station	FMR	Florence Military Reservation
AFWTF	Atlantic Fleet Weapons Training Facility	FMS	Field Maintenance Site
AGS	Air Guard Station	FWAATS	Fixed Wing Aviation ARNG Aviation Training Site
AK	Alaska	GA	Georgia
ALDF	Advanced Lightning Direction Finder	HI	Hawaii
ALF	Auxiliary Landing Field	HAATS	High-Altitude Army Aviation Training Site
AMC	Army Medical Center	IAP	International Airport
AMIC	Acquisition Management Integration Center	ILS	Instrument Landing System
AMSA	Area Maintenance Support Activity	ITC	Infantry Training Center
ANG	Air National Guard	JA	Japan
ANGB	Air National Guard Base	JAFRC	Joint Armed Forces Reserve Center
ANGS	Air National Guard Station	JFHQ	Joint Force Headquarters
APT	Airport	JNTEXPBASE	Joint Expeditionary Base
ARNG	Army National Guard	JRB	Joint Reserve Base
ARS	Air Reserve Station	LIFOC	Lease in Furtherance of Conveyance
AS	Air Station	LS	Logistics Support
ASW	Anti-Submarine Warfare	LTA	Land Training Area
AUTEC	Atlantic Undersea Test and Evaluation Center	LTC	Lieutenant Colonel
AVCRAD	Aviation Classification Repair Activity Depot	MAP	Municipal Airport
CA	California	MAP	Military Assistance Program
CNIC	Commander Navy Installations Command	MARBKS	Marine Barracks
COE	Corps of Engineers	MARDIV	Marine Division
COMFLEACT	Commander Fleet Activities	MAW	Military Air Wing
CS	Caretaker Status	MC	Marine Corps
CSM	Command Sergeant Major	MCAGCC	Marine Corps Air Ground Combat Center
CSMS	Combined Support Maintenance Shop	MCAR	Military Construction Army Reserve

ACRONYMS

ACRONYM	DESCRIPTION	ACRONYM	DESCRIPTION
MCAS	Marine Corps Air Station	NS	Naval Station
MCB	Marine Corps Base	NSA	Navy Support Activity
MCLB	Marine Corps Logistics Base	NSGA	Naval Security Group Activity
MCRC	Marine Corps Reserve Center	NSWC	Naval Surface Warfare Center
MCSF	Marine Corps Support Facility	NSY	Naval Shipyard
MCSPTACT	Marine Corps Support Activity	NTC	Naval Training Center
MD	Maryland	NUWC	Naval Underwater Warfare Center
MG	Major General	NWIRP	Naval Weapons Industrial Reserve Plant
MHILL2	Maws Hill	NWS	Naval Weapons Station
MN	Minnesota	OLF	Outlying Landing Field
MSR	Missile Site Radar	OMS	Organizational Maintenance Shop
MTA	Military Training Area	OTS	Officer Training School
MTA-L	Major Training Area	POL	Petroleum, Oils and Lubricants
MTC	Materials Testing Center	PPV	Public Private Venture
MTCH	Maneuver Training Center - Heavy	PR	Puerto Rico
MVSB	Motor Vehicle Storage Building	PRV	Plant Replacement Value
MWTC	Mountain Warfare Training Center	PWC	Public Works Center
NARL	Navy Arctic Research Laboratory	QM	Quartermaster
NAS	Naval Air Station	RC	Reserve Center
NATO	North Atlantic Treaty Organization	RCTA	Regional Counterdrug Training Academy
NAVACT	Naval Activity	RPCS	Real Property Classification System
NAVPMOSSP	Naval Program Management Office, Strategic Systems Programs	RPI	Real Property Inventory
NAVPRO	Naval Plant Representative Office	RRC	Regional Readiness Command
NAVSUPPDET	Naval Support Detachment Monterey	RSC	Regional Support Command
NAWC-AD	Naval Air Warfare Center - Aircraft Division	RTI	Regional Training Institute
NAWCADLKE	Naval Air Warfare Center Aircraft Division Lakehurst	SDA	South Depot Annex
NAWS	Naval Air Weapons Station	SFG	Special Forces Group
NB	Naval Base	SHAPE	Supreme Headquarters Allied Powers, Europe
NDEPT	Department of the Navy	SMD	State Military Department
NEXRAD	Next Generation Radar	SMR	State Military Reservation
NF	Naval Facility	SPAWAR	Space and Naval Warfare Systems Center
NG	National Guard	SPAWARSYSCEN	Space and Naval Warfare Systems Center
NGB	National Guard Base	STARC	State Area Coordinators
NH	Naval Hospital	STG	Storage
NMCRC	Navy-Marine Corps Reserve Center	TA	Training Area
NMIC	National Maritime Intelligence Center	TAGO	Office of The Adjutant General
NOLF	Navy Outlying Field	TARDEC	Tank Automotive Research, Development and Engineering Center
NOSC	Navy Operational Support Center	TARS	Tethered Aerostat Radar System
NOTU	Naval Ordnance Test Unit	TS	Training Site

ACRONYMS

ACRONYM	DESCRIPTION
USAR	US Army Reserve
USARC	US Army Reserve Center
USPFO	United States Property and Fiscal Office
UTES	Unit Training Site
UTTR	Utah Test and Training Range
VLF	Very Low Frequency
VOR	Very High Frequency Omnidirectional Range Station
WA	Washington
WETS	Weekend Training Site
WMD	Weapons of Mass Destruction