

# DEPARTMENT OF DEFENSE



# BASE STRUCTURE REPORT – FISCAL YEAR 2014 BASELINE

A Summary of the Real Property Inventory

**Department of Defense  
Base Structure Report  
FY 2014 Baseline**

<b>I.</b>	<b>Introduction .....</b>	<b>DoD-2</b>
<b>II.</b>	<b>Organization.....</b>	<b>DoD-2</b>
<b>III.</b>	<b>Display Criteria and Definitions.....</b>	<b>DoD-3</b>
<b>IV.</b>	<b>Portfolio Summary.....</b>	<b>DoD-6</b>
<b>V.</b>	<b>Personnel Assigned by Military Installation.....</b>	<b>DoD-15</b>
<b>VI.</b>	<b>Total DoD Inventory .....</b>	<b>DoD-17</b>
<b>VII.</b>	<b>Individual Service Inventories.....</b>	<b>DoD-81</b>
	<b>Army .....</b>	<b>ARMY-1</b>
	<b>Navy .....</b>	<b>NAVY-1</b>
	<b>Air Force.....</b>	<b>AIR FORCE-1</b>
	<b>Marine Corps .....</b>	<b>USMC-1</b>
	<b>Washington Headquarters Services.....</b>	<b>WHS-1</b>
<b>VIII.</b>	<b>State/Territories Army National Guard Inventory .....</b>	<b>STATE-1</b>
<b>VIX.</b>	<b>Personnel Data from DMDC.....</b>	<b>PERS-1</b>
<b>X.</b>	<b>Acronyms .....</b>	<b>APPENDIX-A</b>

# Department of Defense Base Structure Report FY 2014 Baseline

## I. Introduction

The Base Structure Report (BSR) – FY 2014 Baseline is a snapshot of real property data collected from the Military Departments as of September 30, 2013, and serves as the baseline for the start of the next fiscal year. This report has become a very popular item for many diverse users, and we have tried to adjust the data displays to reflect the most common information requested from DoD regularly. This year's BSR is being published significantly later than in past years due. This year has seen a series of new data systems development and efforts to update or modernize the collection process, so we experienced some temporary data anomalies that needed to be researched. We held the publication of the BSR to resolve these areas of concerns before publication. Even though it is a late release, it was deemed important to have a version of this year's data available for all who use this report. However, it should be noted that there may be some variances between last year's data and this year's data with the Army's acreage information.

This BSR presents data that represents a consolidated summary of the Military Departments' native real property inventory (RPI) data submitted annually in accordance with DoD Instruction 4165.14, "Real Property Inventory and Forecasting", to support the requirements of title 10, U.S. Code, section 2721, "Real Property Records." The consolidated database, known as the Real Property Assets Database (RPAD), is the source used for this report and many other DoD RPI reporting requirements throughout the year. After this year's edition of the BSR, our RPAD data will be migrating to a new and more robust data platform. The new platform should allow us to consolidate and analyze the data faster, facilitating an earlier release date for next year's BSR.

As one of the Federal government's larger holders of real estate, the DoD manages a global real property portfolio consisting of more than 562,000 facilities (buildings, structures, and linear structures), located on over 4,800 sites worldwide and covering over 24.7 million acres. While the BSR is not intended to answer every single question about DoD's real property portfolio, it should provide most readers with accurate background information about the vast majority of issues regarding DoD's real property infrastructure.

## II. Organization

The BSR – FY 2014 Baseline provides a comprehensive listing of all sites owned or managed by DoD based on the criteria provided in Section III of this report. The portfolio summary provides an overview of the size of the DoD inventory, followed by the summary information, first arrayed alphabetically by State for all of DoD, and then repeated in sections dedicated to each Service. The last section provides summary details on sites managed by the States as part of the Army National Guard. Other Reserve Component sites are reported as part of their respective Military Department.

## Department of Defense Base Structure Report FY 2014 Baseline

When using this report, it is important to understand that the physical base structure is dynamic, and will naturally change throughout the year (new construction, demolitions, etc.). Since the BSR is intended to be an annual “snapshot” of the DoD’s physical plant, the data is captured at the end of the fiscal year - for this report on September 30, 2013. Sites and assets will continue to be listed in the BSR until they are legally removed from the inventory, even though they may be in various stages of activity, including unused or awaiting disposal. The legalities involved in actually transferring deeded property may result in an asset’s legal property record remaining in the individual Military Service inventories long after the actual decision has been made to transfer that asset to another organization or to demolish it. For the purpose of this inventory reporting, a site is defined as a specific geographic location containing real property assets. Each site is then assigned a Real Property Site Unique Identifier (RPSUID), along with a name specific to that location. Sites are usually assigned to military installations even though they may be physically separated in location.

The last section of this report reflects authoritative personnel data as reported by the Defense Manpower Data Center (DMDC).

### III. Display Criteria and Definitions

This inventory data is extracted directly from the Military Departments’ authoritative real property inventories as submitted to the Office of the Secretary of Defense (OSD) for consolidation in RPAD. When submitted, the data is certified in writing by that Military Department’s Senior Real Property Officer as representing valid and accurate data.

– **Display Criteria:** To qualify for individual entry in the BSR, a DoD site located in the United States must be larger than 10 acres **AND** have a Plant Replacement Value (PRV) greater than \$10 million. If the site is located in a foreign country, it must be larger than 10 acres **OR** have a PRV greater than \$10 million to be shown as a separate entry. Sites that do not meet these criteria are aggregated as an “Other” location within each state or country. Since Army National Guard State sites tend to be smaller, the criteria were adjusted so that sites larger than five acres **AND** have a PRV greater than \$5 million are shown. Army National Guard sites not meeting this criteria are aggregated as “Other” for each state.

– **Site:** Physical (geographic) location that is or was owned by, leased to, or otherwise possessed by a DoD Component. Each site is assigned to a single installation. A site may exist in one of three forms: *land only* – where no facilities are present; *facility or facilities only* – where underlying land is neither owned nor controlled by the government, and *land with facilities* – where both are present.

– **Installation:** A military base, camp, post, station, yard, center, homeport facility for any ship, or other activity under the jurisdiction

**Department of Defense  
Base Structure Report  
FY 2014 Baseline**

of the Department of Defense, including leased space, that is controlled by, or primarily supports DoD's activities. An installation may consist of one or more sites, or may be an administrative designation. Though this report focuses primarily on sites, Table 1 represents the number of entries designated as active installations as identified by the Military Departments in the Installations Table.

<b>SERVICE</b>	<b>Active</b>	<b>Reserves</b>	<b>Guard</b>	<b>Other</b>	<b>Total</b>
<b>ARMY</b>	105	9	102	10	226
<b>NAVY</b>	108	3	0	0	111
<b>AIR FORCE</b>	87	11	87	0	185
<b>WHS</b>	1	0	0	0	1
<b>Total</b>	<b>301</b>	<b>23</b>	<b>189</b>	<b>10</b>	<b>523</b>

**Table 1. Active Installations from the RPAD Installations Table**

- **Component:** Designates the primary DoD Component for the owner/reporter of a site, either Active, Guard, or Reserve.
- **Name Nearest City:** Identifies the name of the city where the real property assets are located or name of the city nearest the assets.
- **Building:** A roofed and floored facility enclosed by exterior walls and consisting of one or more levels that is suitable for single or multiple functions.
- **Structure:** A facility other than a building or linear structure constructed on or in the land (e.g., tower, storage tank, wharf, pier).
- **Linear Structure:** A facility whose function requires that it traverse land (e.g., runway, road, rail line, pipeline, fence, pavement, electrical distribution line) and is reported by a linear unit of measure.
- **Buildings Owned Count:** Number of buildings owned by the Federal Government.
- **Buildings Owned Square Feet (SqFt):** Square footage for buildings owned by the Federal Government.
- **Buildings State Owned Count:** Number of buildings owned by a specific State or Territory.
- **Buildings State Owned SqFt:** Square footage for buildings owned by a specific State or Territory.

**Department of Defense  
Base Structure Report  
FY 2014 Baseline**

- **Buildings Leased Count:** Identifies the number of leased buildings.
- **Buildings Leased SqFt:** Reflects the total square footage for leased buildings.
- **Buildings Other Count:** Number of Federal buildings where the legal interest is other than owned or leased.
- **Buildings Other SqFt:** Square footage for Federal buildings where the legal interest is other than owned or leased.
- **Acres Owned:** Identifies the total number of acres owned by the Federal Government.
- **State Owned Acres:** Identifies the total number of acres at sites owned by the State.
- **Total Acres:** Identifies the total number of acres at the site. Includes government owned land, public land, public land withdrawn for military use, licensed and permitted land and acreage of foreign land used by DoD.
- **PRV (\$M):** Indicates the total Plant Replacement Value for all facilities (buildings, structures, and linear structures). This value represents the calculated cost to replace the current physical plant (facilities and supporting infrastructure) using today's construction costs (labor and materials) and standards (methodologies and codes).

**The standard DoD formula for calculating PRV is:**

$$\begin{array}{l} \mathbf{Plant} \\ \mathbf{Replacement} \\ \mathbf{Value} \end{array} = \begin{array}{l} \text{Facility} \\ \text{Quantity}^1 \end{array} \times \begin{array}{l} \text{Construction} \\ \text{Cost Factor}^2 \end{array} \times \begin{array}{l} \text{Area} \\ \text{Cost} \\ \text{Factor}^3 \end{array} \times \begin{array}{l} \text{Historical} \\ \text{Records} \\ \text{Adjustment}^4 \end{array} \times \begin{array}{l} \text{Planning} \\ \text{and} \\ \text{Design} \\ \text{Factor}^5 \end{array} \times \begin{array}{l} \text{Supervision} \\ \text{Inspection} \\ \text{and} \\ \text{Overhead} \\ \text{Factor}^6 \end{array} \times \begin{array}{l} \text{Contingency} \\ \text{Factor}^7 \end{array}$$

---

1 Quantity of assets from the real property inventory database.

2 Construction cost as published in the DoD Cost Factor Handbook.

3 A geographic location adjustment for costs of labor, material, and equipment.

4 An adjustment to account for increased costs for replacement of historical facilities or for construction in a historic district; the current value of the factor is 1.05.

5 A factor to account for the planning and design of a facility; the current value of this factor is 1.09 for all but medical facilities and 1.13 for medical facilities.

6 A factor to account for the supervision, inspection, and overhead activities associated with the management of a construction project; the current value of the factor is 1.06 for facilities in the continental US (CONUS) and 1.065 for facilities outside of the continental US (OCONUS).

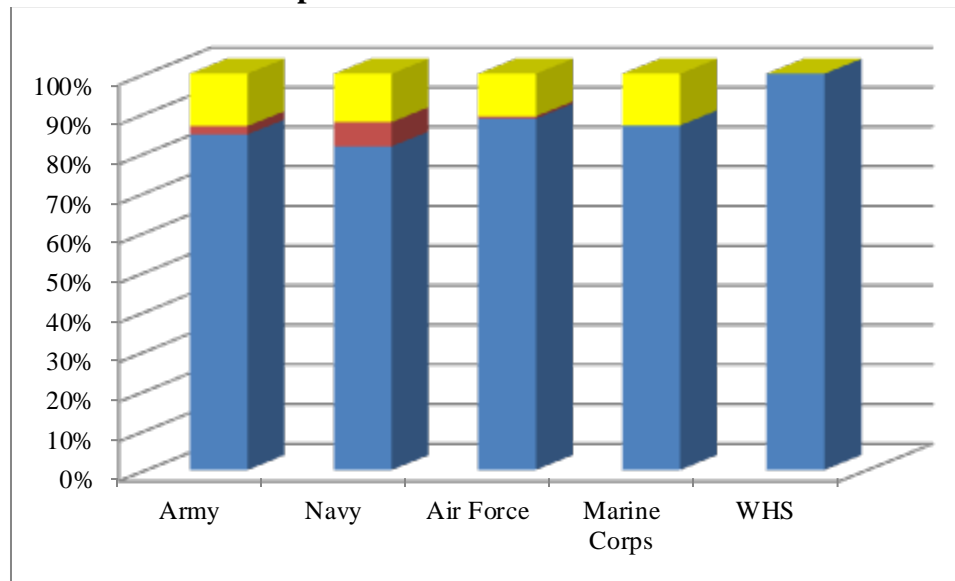
7 A factor to account for construction contingencies; the current value of the factor is 1.05.

## Department of Defense Base Structure Report FY 2014 Baseline

### IV. Portfolio Summary

The DoD manages a worldwide real property portfolio that spans all 50 states, seven U.S. territories, and 40 foreign countries. The majority of the foreign sites are located in Germany (174 sites), Japan (113 sites), and South Korea (83 sites). Locations of DoD sites by Military Service and Agency are depicted in Figure 1.

**Graphical Distribution of DoD Sites**



Area	Army	Navy	Air Force	Marine Corps	WHS	Total
United States	1,590	802	1,536	147	94	4,169
Territories	40	60	10	0	0	110
Overseas	248	120	186	22	0	576
DoD Total	1,878	982	1,732	169	94	4,855

**Figure 1. Number of DoD Sites by Service/Agency**

## Department of Defense Base Structure Report FY 2014 Baseline

The DoD collects data on assets as buildings, structures and linear structures as the framework for cataloging the Department's real property portfolio. Table 2 shows the breakout of buildings, structures, and linear structures by Military Department for the DoD worldwide. The PRV is a useful mechanism for calculating the cost to replace the existing inventory and does not reflect actual construction or acquisition costs.

Service/WHS	Number of Assets				PRV (\$B)			
	Buildings	Structures	Linear Structures	Total	Buildings	Structures	Linear Structures	Total
Army	140,785	78,311	51,181	270,277	\$224.94	\$35.71	\$45.78	\$306.43
Navy	61,414	35,255	14,531	111,200	\$131.18	\$48.05	\$35.01	\$214.23
Air Force	55,780	46,471	30,171	132,422	\$162.91	\$33.60	\$62.77	\$259.28
Marine Corps	26,288	16,519	5,179	47,986	\$45.36	\$8.49	\$9.92	\$63.78
WHS	191	375	149	715	\$6.34	\$0.13	\$0.06	\$6.53
DoD Total	284,458	176,931	101,211	562,600	\$570.73	\$125.98	\$153.54	\$850.25

**Table 2. Number of DoD Assets and PRV by Military Department Worldwide**

**BUILDINGS:** The DoD occupies a reported 284,458 buildings throughout the world, valued at over \$570 billion and comprising over 2.2 billion square feet. Over 67% of the buildings used by the DoD are owned, while 3% are leased. DoD's building portfolio by legal interest is depicted in Table 3.

Service/WHS	Number of Buildings			
	Owned	Leased	Other	Total
Army	89,514	5,168	46,103	140,785
Navy	40,387	1,025	20,002	61,414
Air Force	49,615	1,141	5,024	55,780
Marine Corps	11,690	97	14,501	26,288
WHS	103	88	0	191
DoD Total	191,309	7,519	85,630	284,458

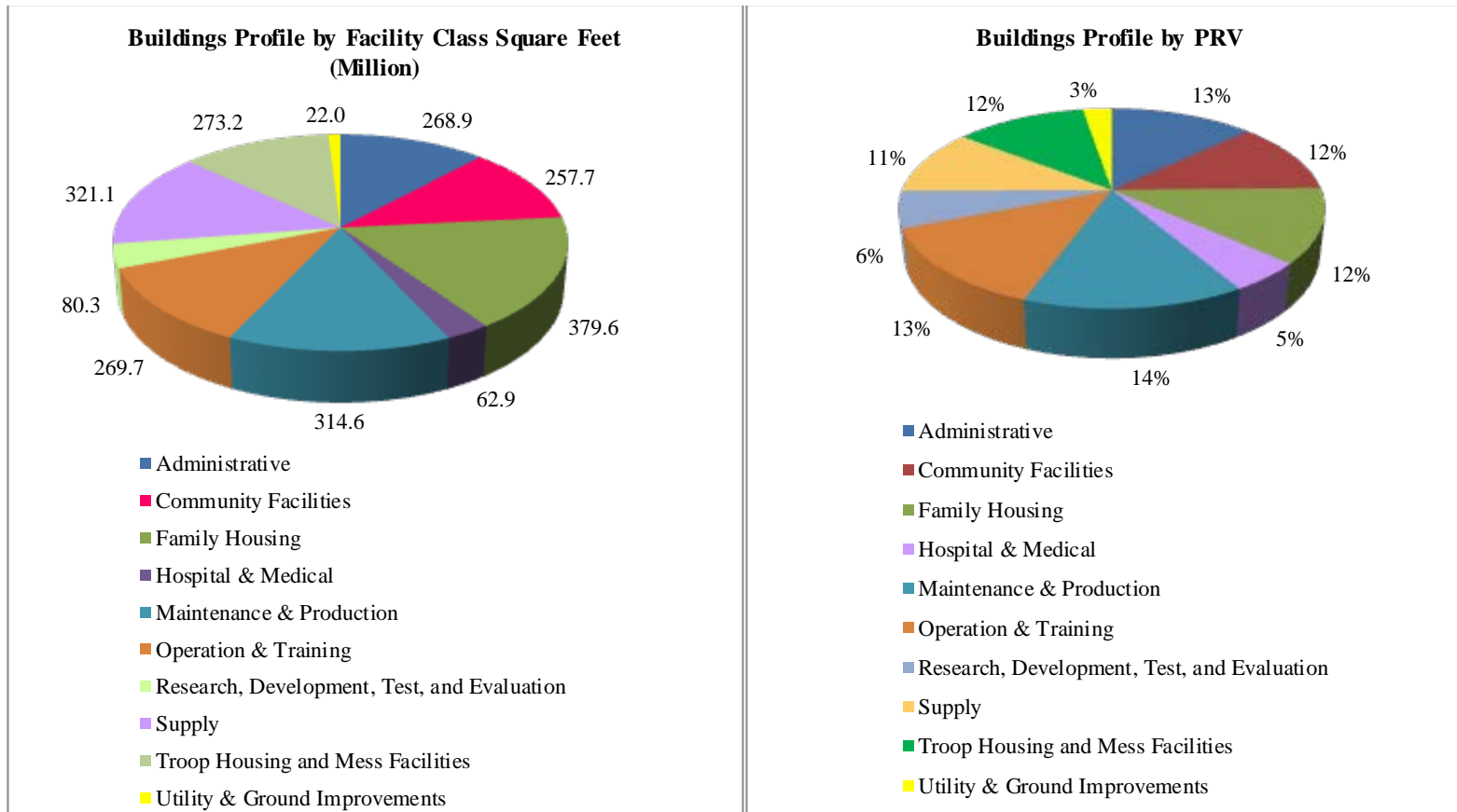
**Table 3. Number of DoD Buildings by Legal Interest<sup>8</sup>**

<sup>8</sup> Figures include those buildings that have been privatized or are operated by private entities in direct support of the DoD mission. These types of relationships are included in the "Other" category, and account for 23% of the total number of buildings.



## Department of Defense Base Structure Report FY 2014 Baseline

The DoD's buildings profile is distributed by facility class, as shown in Figure 2.



**Figure 2. Area and PRV of DoD Buildings by Facility Class<sup>9</sup>**

<sup>9</sup> Figures include those buildings that have been privatized or are operated by private entities in direct support of the DoD mission. These types of relationships account for 7% of the total buildings PRV.

**Department of Defense  
Base Structure Report  
FY 2014 Baseline**

**Structures Portfolio**

The DoD uses nearly 177,000 structures throughout the world, valued at over \$125 billion and with over 87% of them owned by the DoD. The legal interest of the assets in this portfolio is depicted in Table 4. The predominant use of these structures by PRV is shown in Figure 3.

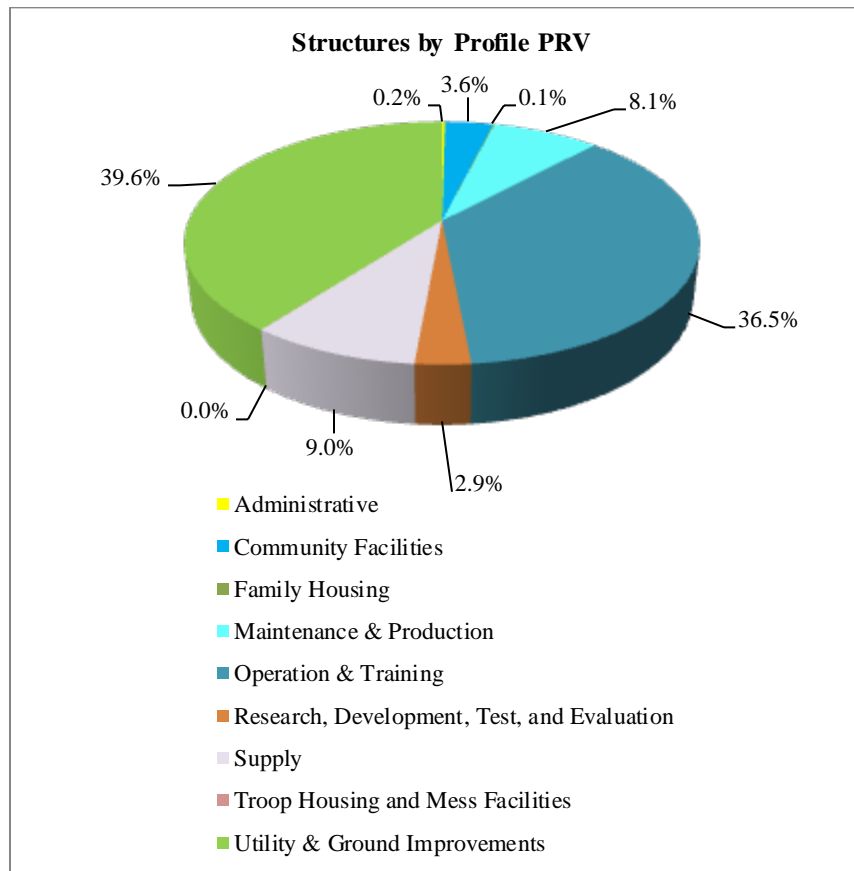
Service/WHS	Number of Assets			
	Owned	Leased	Other	Total
Army	68,129	189	9,993	78,311
Navy	30,094	190	4,971	35,255
Air Force	43,077	95	3,299	46,471
Marine Corps	12,651	2	3,866	16,519
WHS	368	0	7	375
DoD Total	154,319	476	22,136	176,931

**Table 4. Number of DoD Structures by Legal Interest<sup>10</sup>**

---

<sup>10</sup> Figures include those structures that have been privatized or are operated by private entities in direct support of the DoD mission. These types of relationships are included in the "Other" category. They account for over 5% of the total number of structures, and 1% of the total structures PRV.

# Department of Defense Base Structure Report FY 2014 Baseline



**Figure 3. Structures Facility Class by PRV**

**Department of Defense  
Base Structure Report  
FY 2014 Baseline**

**Linear Structures Portfolio**

DoD manages over 101,000 linear structures throughout the world, valued at over \$154 billion. DoD’s linear structures portfolio by legal interest is depicted in Table 5. DoD owns 86% of the more than 66,000 linear structures it manages. The preponderance of these are Utilities and Ground Improvements, such as roads. The predominant use of the linear structures by PRV is shown in Figure 4.

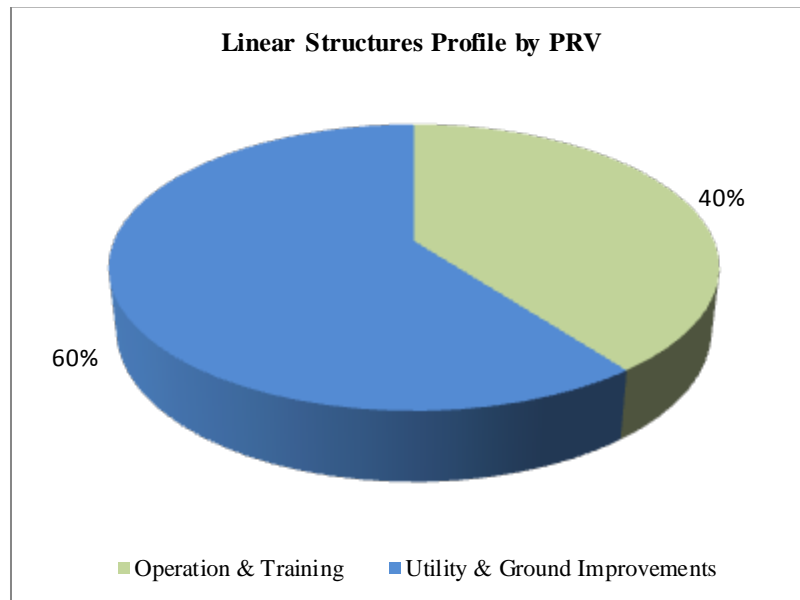
Service/WHS	Number of Assets			Total
	Owned	Leased	Other	
Army	42,816	179	8,186	51,181
Navy	12,593	95	1,843	14,531
Air Force	27,820	93	2,258	30,171
Marine Corps	4,130	0	1,049	5,179
WHS	146	0	3	149
DoD Total	87,505	367	13,339	101,211

**Table 5. Number of DoD Linear Structures by Legal Interest<sup>11</sup>**

---

<sup>11</sup> Figures include those linear structures that have been privatized or are operated by private entities in direct support of the DoD mission. These types of relationships are included in the “Other” category. They account for 3% of the total number of linear structures and 2% of the total linear structures PRV.

**Department of Defense  
Base Structure Report  
FY 2014 Baseline**



**Figure 4. Linear Structures Facility Class by PRV**

# Department of Defense Base Structure Report FY 2014 Baseline

## Land Portfolio

DoD manages over 24.7 million acres of land worldwide. More than 98% of that land is located in the United States or in U.S. Territories. Approximately half of the land controlled by DoD (48%) is government owned. The Army Force controls the largest percentage of DoD's land (44%), followed by the Army (40%). Figure 5 and Table 6 depict the land portfolio.

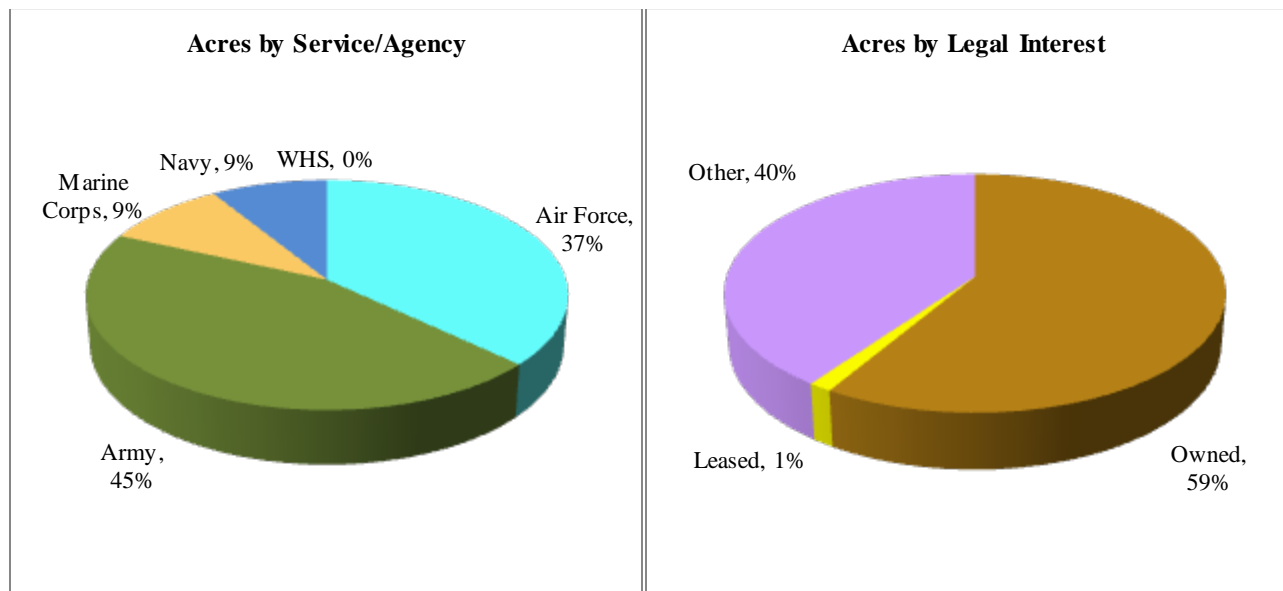


Figure 5. Percentage of Land by Military Service/WHS and Legal Interest

**Department of Defense  
Base Structure Report  
FY 2014 Baseline**

Service/WHS	Number of Acres			Total
	Owned	Leased	Other	
Army	7,172,640	165,951	3,715,267	11,053,858
Navy	586,573	58,737	1,545,221	2,190,531
Air Force	5,923,002	103,353	3,099,890	9,126,245
Marine Corps	794,333	1,294	1,529,996	2,325,624
WHS	948	0	0	948
DoD Total	14,477,496	329,335	9,890,374	24,697,205

**Table 6. Acres of Land by Legal Interest**

**State Army National Guard Portfolio**

The Army, in collaboration with the National Guard Bureau, manages domestic real property with individual States and Territories. Table 7 shows Army National Guard sites owned or managed by DoD with the States and Territories.

The State portfolio consists of more than 73,000 facilities (valued at nearly \$29 billion) and 1.2 million acres located on more than 2,600 sites in the United States and Territories. Table 8 shows the number of State and Territory sites and assets, PRV by type (buildings, structures, linear structures), and number of acres by location.

Area	Army National Guard Sites		
	DoD	State	Total
United States	331	2,564	2,895
Territories	12	30	42
Total	343	2,594	2,937

**Table 7. Number of Army National Guard Sites**

**Department of Defense  
Base Structure Report  
FY 2014 Baseline**

Area	Number of Sites	Buildings		Structures		Linear Structures		Total		Land
		Count	PRV (\$M)	Count	PRV (\$M)	Count	PRV (\$M)	Count	PRV (\$M)	Acres
United States	72,813	13,754	\$23,312	21,675	\$2,200	37,384	\$3,171	72,813	\$28,683	1,195,715
Territories	173	70	\$199	54	\$5	49	\$9	173	\$213	241
Grand Total	72,986	13,824	\$23,511	21,729	\$2,205	37,433	\$3,180	72,986	\$28,895	1,195,955

**Table 8. Number and PRV of State/Territory Army National Guard Assets by Type**

**V. Personnel Assigned by Military Installations**

In previous years' reports, the personnel data was submitted by the Services' personnel offices. We then mapped the provided personnel assigned data to the various sites as portrayed in the real property inventory to try to make them integral to the site listing. Beginning last year, the Office of the Under Secretary of Defense/Personnel and Readiness (OUSD (P&R)) has partnered with us to create this section in the BSR identifying assigned military and civilian personnel by installation. In order to maintain the integrity of their data report, the installation names in this new section may not exactly correspond to our Site names in other sections of the BSR. We are continuing to work with the OUSD (P&R) to incorporate the RPSUID into their reporting system. This will provide for better linking between real property and personnel data in future reports.

Much like the main body of the report, the personnel data is arrayed by State or territory, then by installation. Just as it was arrayed last year, the data includes personnel for locations in the Continental United States, Alaska, Hawaii and the US Territories. The civilian population includes non-exempt, part time and temporary civilian employees. Non-appropriated funded civilian employees are not included. The data are inclusive of all civilian personnel reflected in the Defense Civilian Personnel and Assignment System and includes all political appointees filling prescribed positions. The military population does not include the prisoner population, but does include those who are strength accountable for Active Duty (which includes transients) and Selected Reservists for the reserve population. Transients are handled differently by the Services; some Services assign a transient unit to these members, while other



**Department of Defense  
Base Structure Report  
FY 2014 Baseline**

Services report the departing unit information during the transfer. Most transients are counted under the “Other” category in this report.

The source of the personnel data is the DMDC, a field activity of the OUSD (P&R). Questions on this section of the BSR should be addressed directly to the providers of the data at DMDC, Mr. Kit Tong or Mr. Tim Powers, at (831) 583-2400.

**DEPARTMENT OF DEFENSE**

**Base Structure Report – As of 30 Sept 2013**

**VI. TOTAL DOD INVENTORY**

**DEPARTMENT OF DEFENSE**  
**Base Structure Report - As of 30 Sept 2013**

SITE	COMPONENT	NAME NEAREST CITY	BUILDINGS						ACRES OWNED	TOTAL ACRES	PRV (\$M)
			OWNED		LEASED		OTHER				
			COUNT	SQFT	COUNT	SQFT	COUNT	SQFT			
<b>Alabama</b>											
10C Stagefield	Army Active	Fort Rucker	4	5,213	0	0	0	0	180	180	14.1
Abston ANGS	Air Force Guard	Montgomery	7	72,984	0	0	0	0	0	27	16.7
Allen Stagefield	Army Active	Wiksburg	5	3,599	0	0	0	0	114	114	14.6
Anniston Army Depot	Army Active	Anniston	1,812	9,625,767	0	0	0	0	15,282	15,322	2,141.7
Barin Field	Navy Active	Foley	7	16,054	0	0	0	0	763	818	40.4
Birmingham Airport	Air Force Guard	Birmingham	39	349,809	0	0	0	0	0	140	113.4
Brown Stagefield	Army Active	New Brockton	4	5,213	0	0	0	0	176	176	14.2
Cairns Basefield	Army Active	Daleville	66	557,313	0	0	0	0	1,326	1,326	201.7
Dothan Regional Airport (ANGS)	Air Force Guard	Dothan	3	52,343	0	0	0	0	0	21	10.3
Fort Benning	Army Active	Fort Mitchell	66	51,095	0	0	3	281	12,138	12,138	43.4
Fort McClellan	Army Active	Anniston	7	90,031	0	0	0	0	491	491	20.2
Fort McClellan ARNG Training Center	Army Guard	Anniston	131	857,444	0	0	0	0	276	276	179.9
Fort Rucker	Army Active	Fort Rucker	694	4,985,528	5	11,260	800	2,090,854	31,175	32,628	1,871.9
Goldberg Stagefield	Army Active	Ozark	5	6,076	0	0	0	0	101	101	13.1
Highbluff Stagefield	Army Active	Hartford	4	3,811	0	0	0	0	190	190	13.1
Hunt Stagefield	Army Active	Ozark	3	5,799	0	0	0	0	153	153	13.8
Maxwell AFB	Air Force Active	Maxwell AFB	217	4,612,524	0	0	0	0	2,528	3,543	1,297.2
Maxwell AFB Gunter Annex	Air Force Active	Gunter AFB	56	1,738,019	2	31,347	0	0	353	371	379.8
Montgomery ANGS	Air Force Guard	Montgomery	6	65,123	0	0	0	0	12	12	12.6
Montgomery Regional Airport ANGB	Air Force Guard	Montgomery	43	355,352	0	0	0	0	0	70	96.7
MOUT Training Site - Fort McClellan	Army Guard	Fort Mc Clellan	0	0	0	0	0	0	11	11	26.8
NOLF Brewton	Navy Active	Brewton	0	0	1	100	2	1,070	0	653	37.1
NOLF Evergreen	Navy Active	Evergreen	0	0	2	7,746	0	0	136	444	31.2
NOLF Silverhill	Navy Active	Daphne	2	1,443	0	0	0	0	400	400	29.4
NOLF Summerdale	Navy Active	Summerdale	2	1,043	0	0	0	0	565	567	30.7
NOLF Wolf	Navy Active	Summerdale	1	240	0	0	0	0	422	422	28.4
NOSC-MCRC Bessemer	Navy Reserve	Bessemer	10	74,669	0	0	0	0	16	16	15.2
Pelham Range Training Site - Fort McClellan	Army Guard	Alexandria	112	186,712	0	0	0	0	22,245	22,245	103.2
Redstone Arsenal	Army Active	Huntsville	1,470	13,165,970	9	137,682	318	977,510	30,920	37,910	4,352.9
Shell Basefield	Army Active	Enterprise	19	73,247	0	0	0	0	296	296	45.8
Skelly Stagefield	Army Active	Kinston	3	6,113	0	0	0	0	193	193	14.7

\* US Locations that do not meet criteria of at least ten (10) Acres AND at least \$10M PRV. US Territories and Non-US Locations that do not meet criteria of at least ten (10) Acres OR at least \$10M PRV.

**DEPARTMENT OF DEFENSE**  
**Base Structure Report - As of 30 Sept 2013**

SITE	COMPONENT	NAME NEAREST CITY	BUILDINGS						ACRES OWNED	TOTAL ACRES	PRV (\$M)
			OWNED		LEASED		OTHER				
			COUNT	SQFT	COUNT	SQFT	COUNT	SQFT			
Stinson Stagefield	Army Active	New Brockton	4	5,213	0	0	0	0	191	191	14.1
Toth Stagefield	Army Active	Dothan	4	6,239	0	0	1	220	128	128	16.4
* OTHER SITE(S) : 63			114	935,992	20	224,948	1	2,480	662	865	267.0
<b>Alabama Total:</b>			<b>4,920</b>	<b>37,915,978</b>	<b>39</b>	<b>413,083</b>	<b>1,125</b>	<b>3,072,415</b>	<b>121,442</b>	<b>132,437</b>	<b>11,521.5</b>
<b>Alaska</b>											
Back Island	Navy Active	Ketchikan	4	25,060	0	0	0	0	0	15	115.6
Barter Island Dew Station Bar	Air Force Active	Kaktovik	7	65,887	0	0	0	0	0	641	257.8
Big Mountain Radio Relay Site	Air Force Active	Iliamna	0	0	0	0	0	0	0	402	52.6
Birch Lake Recreation Annex	Air Force Active	Fairbanks	32	18,046	0	0	0	0	49	51	10.4
Blair Lake Air Force Rangeex	Air Force Active	Fairbanks	3	31,600	0	0	0	0	0	58,962	32.0
Cape Lisburne Long Range Radar Site	Air Force Active	Point Hope	6	44,834	0	0	0	0	0	1,125	158.8
Cape Newenham Long Range Radar Site	Air Force Active	Platinum	5	42,925	0	0	0	0	0	2,359	173.9
Cape Romanzof Long Range Radar Site	Air Force Active	Hooper Bay	8	36,745	0	0	0	0	0	4,900	69.5
Chena River Research Site	Air Force Active	Fairbanks	2	420	0	0	0	0	3,788	3,788	82.4
Clear AB	Air Force Active	Clear AFB	55	885,446	0	0	0	0	11,438	11,438	891.8
Cold Bay Long Range Radar Site	Air Force Active	Cold Bay	5	13,548	0	0	0	0	0	208	50.4
Eareckson AS	Air Force Active	Shemya Station	59	1,135,188	0	0	0	0	0	3,520	2,390.1
Eielson AFB	Air Force Active	North Pole	435	6,034,994	123	1,028,875	1	82,750	24,383	24,429	5,356.4
Elmendorf AFB	Air Force Active	Elmendorf AFB	404	8,140,156	0	0	2	5,363	13,442	13,455	5,407.0
Flaxman Island Range Radar Site	Air Force Active	Deadhorse	12	25,438	0	0	0	0	0	605	102.8
Fort Greely	Army Active	Delta Junction	132	1,145,663	0	0	26	136,276	7,200	7,200	1,290.7
Fort Richardson	Air Force Active	Fort Richardson	465	5,452,209	0	0	0	0	59,724	60,027	3,527.4
Fort Yukon Long Range Radar Site	Air Force Active	Fort Yukon	6	47,303	0	0	0	0	0	84	31.3
Gerstle River Arctic Test Site	Army Active	Fairbanks	0	0	0	0	0	0	0	26	12.8
Haarp Research Station	Air Force Active	Gakona	23	14,720	0	0	10	31,174	5,408	5,408	81.3
Indian Mountain Long Range Radar Site	Air Force Active	Hughes	8	33,230	0	0	0	0	0	4,226	180.6
Indian Mountain Research Site	Air Force Active	Fairbanks	0	0	0	0	0	0	447	447	11.5
Kalakaket Creek Radio Relay Site	Air Force Active	Ruby	0	0	0	0	0	0	0	316	31.4
King Salmon Airport	Air Force Active	King Salmon	3	9,762	0	0	48	363,662	192	928	950.4
Kotzebue Long Range Radar Site	Air Force Active	Kotzebue	2	4,511	0	0	0	0	0	676	14.4
Lonely Short Range Radar Site	Air Force Active	Barrow	0	0	0	0	12	27,401	0	1,082	167.3

\* US Locations that do not meet criteria of at least ten (10) Acres AND at least \$10M PRV. US Territories and Non-US Locations that do not meet criteria of at least ten (10) Acres OR at least \$10M PRV.

**DEPARTMENT OF DEFENSE**  
**Base Structure Report - As of 30 Sept 2013**

SITE	COMPONENT	NAME NEAREST CITY	BUILDINGS						ACRES OWNED	TOTAL ACRES	PRV (\$M)
			OWNED		LEASED		OTHER				
			COUNT	SQFT	COUNT	SQFT	COUNT	SQFT			
NARL Barrow Camp	Navy Active	Barrow	4	37,858	0	0	0	0	0	688	39.6
Nikolski Radio Relay Site	Air Force Active	Nikolski	1	120	0	0	0	0	0	323	15.1
North River Radio Relay Site	Air Force Active	Unalakleet	0	0	0	0	0	0	0	144	23.2
Oliktok Long Range Radar Site	Air Force Active	Deadhorse	4	36,572	0	0	0	0	160	832	115.0
Point Barrow Long Range Radar Site	Air Force Active	Barrow	0	0	0	0	6	54,219	0	266	105.0
Point Lay Long Range Radar Site	Air Force Active	Point Lay	3	25,036	0	0	0	0	0	1,442	82.6
Sparrevohn Long Range Radar Site	Air Force Active	Lime Village	7	37,855	0	0	0	0	0	1,179	185.7
Tatalina Long Range Radar Site	Air Force Active	McGrath	7	37,367	0	0	0	0	0	4,970	99.1
Ted Stevens IAP	Air Force Guard	Anchorage	35	422,232	0	0	0	0	0	129	265.2
Tin City Long Range Radar Site	Air Force Active	Wales	6	83,453	0	0	0	0	38	723	192.5
Wainwright Short Range Radar Site	Air Force Active	Wainwright	3	2,628	0	0	2	1,014	0	1,519	124.5
Yukon Weapons Range	Air Force Active	Fairbanks	8	7,337	0	0	0	0	118	246	14.4
<b>* OTHER SITE(S) : 116</b>			<b>589</b>	<b>6,838,738</b>	<b>4</b>	<b>5,389</b>	<b>653</b>	<b>5,515,183</b>	<b>165</b>	<b>244,156</b>	<b>7,225.9</b>
<b>Alaska Total:</b>			<b>2,343</b>	<b>30,736,881</b>	<b>127</b>	<b>1,034,264</b>	<b>760</b>	<b>6,217,042</b>	<b>126,551</b>	<b>462,936</b>	<b>29,938.4</b>
<b>American Samoa</b>											
Te O USARC	Army Reserve	Pago Pago	6	90,234	1	7,200	1	7,380	0	5	62.6
<b>American Samoa Total:</b>			<b>6</b>	<b>90,234</b>	<b>1</b>	<b>7,200</b>	<b>1</b>	<b>7,380</b>	<b>0</b>	<b>5</b>	<b>62.6</b>
<b>Arizona</b>											
Air Force Plant 44	Air Force Active	Tucson	71	1,030,468	0	0	0	0	2,208	2,215	260.7
Barry Goldwater Range	Marine Corps Active	Yuma	52	211,271	0	0	0	0	0	691,759	301.3
Camp Navajo	Army Guard	Bellemont	905	2,994,604	0	0	0	0	28,345	28,345	921.9
Davis-Monthan AFB	Air Force Active	Davis Monthan AFB	510	4,835,541	0	0	1	18,704	5,131	10,668	2,053.8
Fort Huachuca	Army Active	Sierra Vista	587	5,425,348	0	0	168	558,382	0	15,256	2,166.4
Gila Bend Air Force Auxiliary Field	Air Force Active	Gila Bend	41	143,058	0	0	0	0	640	1,886	113.6
Luke AFB	Air Force Active	Luke AFB	349	3,716,392	0	0	0	0	2,933	4,833	1,336.9
Luke Air Force Auxiliary Field 1	Air Force Active	Wittmann	1	600	0	0	0	0	400	1,105	150.8
Luke Waste Annex	Air Force Active	Glendale	9	26,014	0	0	0	0	0	46	16.4
MCAS Yuma	Marine Corps Active	Yuma	316	2,799,490	0	0	362	1,227,124	4,160	4,605	1,627.8
MCAS Yuma Hsg-Off Base	Marine Corps Active	Yuma	0	0	0	0	26	148,592	23	23	34.1

\* US Locations that do not meet criteria of at least ten (10) Acres AND at least \$10M PRV. US Territories and Non-US Locations that do not meet criteria of at least ten (10) Acres OR at least \$10M PRV.

**DEPARTMENT OF DEFENSE**  
**Base Structure Report - As of 30 Sept 2013**

SITE	COMPONENT	NAME NEAREST CITY	BUILDINGS						ACRES OWNED	TOTAL ACRES	PRV (\$M)
			OWNED		LEASED		OTHER				
			COUNT	SQFT	COUNT	SQFT	COUNT	SQFT			
NAVOBSSTA Flagstaff	Navy Active	Flagstaff	12	37,890	0	0	0	0	278	282	16.0
NG Buckeye	Army Guard	Buckeye	8	100,980	0	0	0	0	0	1,481	22.0
NG Florence Military Reservation	Army Guard	Florence	15	43,443	0	0	0	0	6,495	6,495	35.7
NG Papago Military Reservation	Army Guard	Phoenix	56	540,661	0	0	0	0	0	418	154.4
Sky Harbor IAP	Air Force Guard	Phoenix	15	272,010	0	0	0	0	0	60	94.4
The Barry M Goldwater Air Force Range	Air Force Active	Gila Bend	9	8,708	0	0	0	0	103,163	1,753,512	169.3
Tucson IAP	Air Force Guard	Tucson	39	598,497	0	0	1	3,000	94	98	189.3
Williams AFB	Air Force Active	Mesa	2	3,368	0	0	0	0	145	145	38.3
Yuma Proving Ground	Army Active	Yuma	524	1,821,374	0	0	2	8,644	171,109	1,008,913	1,377.9
* OTHER SITE(S) : 27			113	491,749	2	30,025	9	26,969	2,076	50,921	179.9
<b>Arizona Total:</b>			<b>3,634</b>	<b>25,101,466</b>	<b>2</b>	<b>30,025</b>	<b>569</b>	<b>1,991,415</b>	<b>327,198</b>	<b>3,583,066</b>	<b>11,260.9</b>
<b>Arkansas</b>											
Fort Smith MAP	Air Force Guard	Fort Smith	41	383,724	0	0	0	0	0	142	106.3
Little Rock AFB	Air Force Active	Romance	354	4,113,665	0	0	0	0	6,772	6,929	1,457.7
Pine Bluff Arsenal	Army Active	White Hall	935	3,658,210	0	0	0	0	13,493	13,493	1,298.6
* OTHER SITE(S) : 19			486	2,450,189	0	0	0	0	64,643	65,165	148.5
<b>Arkansas Total:</b>			<b>1,816</b>	<b>10,605,788</b>	<b>0</b>	<b>0</b>	<b>0</b>	<b>0</b>	<b>84,908</b>	<b>85,729</b>	<b>3,011.1</b>
<b>California</b>											
Air Force Plant 42	Air Force Active	Palmdale	113	3,415,871	0	0	0	0	6,131	6,131	1,570.2
Beale AFB	Air Force Active	Beale AFB	256	2,874,438	0	0	0	0	22,439	22,451	2,038.1
Bell MD	Army Reserve	Bell	4	237,841	0	0	0	0	45	45	72.4
Channel Islands ANGS	Air Force Guard	Port Hueneme	22	344,883	0	0	0	0	206	206	247.8
Chocolate Mountain Air Gnr Range	Marine Corps Active	Niland	4	43,066	0	0	0	0	231,638	459,468	277.1
CSO Hunters Point Annex	Navy Active	San Francisco	159	3,012,186	0	0	0	0	858	858	2,689.8
CSO NAS Alameda	Navy Active	Alameda	101	2,306,042	0	0	0	0	2,377	2,377	1,843.9
CSO NS Treasure Island	Navy Active	San Francisco	134	2,114,660	1	30,000	0	0	995	996	1,198.6
CSO NSY Long Beach	Navy Active	Long Beach	24	708,549	0	0	0	0	390	396	426.5
CSO NSY Mare Island	Navy Active	Vallejo	97	943,793	0	0	0	0	860	860	398.5
Davis Communications Annex Site 1	Air Force Active	Davis	4	29,524	0	0	0	0	160	160	24.3

\* US Locations that do not meet criteria of at least ten (10) Acres AND at least \$10M PRV. US Territories and Non-US Locations that do not meet criteria of at least ten (10) Acres OR at least \$10M PRV.

**DEPARTMENT OF DEFENSE**  
**Base Structure Report - As of 30 Sept 2013**

SITE	COMPONENT	NAME NEAREST CITY	BUILDINGS						ACRES OWNED	TOTAL ACRES	PRV (\$M)
			OWNED		LEASED		OTHER				
			COUNT	SQFT	COUNT	SQFT	COUNT	SQFT			
Defense Distribution Region West Sharpe Site	Army Active	French Camp	76	4,050,895	0	0	1	12,092	724	724	977.4
Defense Distribution Region West Tracy	Army Active	Tracy	72	5,808,410	1	4,850	0	0	908	908	1,346.7
Edwards AFB	Air Force Active	Lancaster	737	7,213,316	1	25,913	3	10,000	288,997	307,517	5,719.8
Former NAVPHIBASE Coronado	Navy Active	Coronado	160	2,121,702	0	0	193	872,860	760	762	1,139.4
Fort MacArthur FH Annex	Air Force Active	Long Beach	39	279,678	0	0	0	0	191	193	223.5
Fort Ord	Army Active	Seaside	0	0	0	0	0	0	14,159	14,159	137.0
Fresno Yosemite International (ANG)	Air Force Guard	Fresno	32	314,896	0	0	0	0	0	102	136.6
George AFB	Air Force Active	George AFB	49	528,412	0	0	0	0	3,739	4,055	685.9
Hayward MAP (ANG)	Air Force Guard	Hayward	17	148,452	0	0	0	0	0	27	54.5
Holtville Carrier LS	Navy Active	El Centro	0	0	0	0	0	0	0	110	23.5
Laguna Peak	Navy Active	Point Mugu	9	13,353	0	0	0	0	39	39	17.8
Lincoln Communication Annex	Air Force Active	Lincoln	2	16,264	0	0	0	0	358	358	24.9
Long Beach Fuel Complex	Navy Active	Long Beach	7	8,305	0	0	0	0	11	11	104.9
Los Angeles AFB	Air Force Active	El Segundo	20	943,450	0	0	0	0	54	56	317.8
Los Angeles Air Force Annex No.4	Air Force Active	Carson	1	85,000	0	0	0	0	23	23	27.7
March AFB	Air Force Active	Riverside	158	291,780	1	400	1	26,880	1,543	1,558	376.6
March ARB	Air Force Reserve	Riverside	205	2,663,878	0	0	0	0	2,138	2,386	1,360.4
Mather AFB	Air Force Active	Rancho Cordova	183	1,461,949	0	0	0	0	4,359	4,488	1,138.3
MCAS El Toro LIFOC	Marine Corps Active	Irvine	8	78,160	0	0	0	0	272	272	20.1
MCAS Miramar	Marine Corps Active	San Diego	478	6,357,622	0	0	307	1,227,531	21,191	22,906	3,056.5
MCAS Tustin Carve-Out 2	Marine Corps Active	Tustin	41	470,215	0	0	0	0	34	34	144.8
MCB Camp Pendleton	Marine Corps Active	Camp Pendleton	1,845	21,124,192	27	97,549	3,394	13,629,443	124,912	127,208	11,247.7
McClellan AFB	Air Force Active	McClellan AFB	359	8,755,372	0	0	1	16,000	2,777	2,873	3,177.3
McClellan FH Annex	Air Force Active	McClellan AFB	284	606,347	0	0	0	0	7	12	142.4
MCLB Barstow	Marine Corps Active	Barstow	163	2,444,434	0	0	0	0	1,286	3,725	673.7
MCLB Barstow Yermo Area	Marine Corps Active	Barstow	97	1,965,793	0	0	0	0	1,366	1,681	745.7
MCRD San Diego	Marine Corps Active	San Diego	142	2,796,319	0	0	11	23,961	428	428	837.6

\* US Locations that do not meet criteria of at least ten (10) Acres AND at least \$10M PRV. US Territories and Non-US Locations that do not meet criteria of at least ten (10) Acres OR at least \$10M PRV.

**DEPARTMENT OF DEFENSE**  
**Base Structure Report - As of 30 Sept 2013**

SITE	COMPONENT	NAME NEAREST CITY	BUILDINGS						ACRES OWNED	TOTAL ACRES	PRV (\$M)
			OWNED		LEASED		OTHER				
			COUNT	SQFT	COUNT	SQFT	COUNT	SQFT			
MCRD San Diego Former NTC	Marine Corps Active	San Diego	5	142,957	0	0	0	0	72	72	50.1
Military Ocean Terminal Concord	Army Active	Concord	166	415,683	1	2,000	0	0	6,100	6,100	582.1
Moffett Community Housing	Army Reserve	Mountain View	10	362,518	0	0	89	635,122	44	44	247.5
MTC-H Camp Roberts	Army Guard	San Miguel	503	2,006,657	0	0	0	0	42,814	42,814	1,013.6
MWTC Bridgeport	Marine Corps Active	Coleville	48	318,860	0	0	0	0	346	46,460	128.2
NAF El Centro	Navy Active	El Centro	195	1,083,689	0	0	58	145,657	2,682	2,863	736.0
NAF El Centro Target 101	Navy Active	El Centro	1	7,546	0	0	0	0	1,440	17,782	26.0
NAS Lemoore	Navy Active	Lemoore Nas	254	3,586,930	0	0	919	3,124,647	29,394	29,394	2,771.0
NAS Moffett Field	Air Force Guard	Moffett Field	3	9,923	0	0	0	0	148	148	15.9
Naval Medical Center San Diego	Navy Active	San Diego	22	2,103,968	0	0	4	11,771	76	76	1,080.4
NAVBASE Ventura City Point Mugu	Navy Active	Point Mugu	515	3,924,541	0	0	362	688,386	4,484	4,484	2,155.8
NAVPHIBASE Seal Side	Navy Active	Coronado	29	572,940	0	0	0	0	72	329	154.6
NAVPMOSSP Mtn View	Navy Active	Mountain View	12	785,873	0	0	0	0	343	343	306.8
NAVSUPPDET Monterey	Navy Active	Monterey	64	1,391,586	0	0	3	11,148	138	140	514.6
NAVSUPPDET Monterey Dixon Transmitter Fac	Navy Active	Dixon	10	35,779	0	0	0	0	1,213	1,213	42.7
NAVSUPPDET Monterey La Mesa Village	Navy Active	Monterey	15	113,870	0	0	256	832,851	298	298	238.5
NAVSUPPDET Monterey Navy School Annex	Navy Active	Monterey	27	213,158	0	0	0	0	120	136	110.8
NAWS China Lake	Navy Active	China Lake	1,116	4,613,703	0	0	408	838,534	81,954	606,926	3,924.7
NAWS China LakeRandsburg Wash Area	Navy Active	Trona	51	157,047	0	0	2	1,084	4,541	503,468	183.5
NB Coronado	Navy Active	San Diego	579	9,124,454	0	0	61	149,395	2,802	2,804	4,399.2
NB Coronado Camp Michael Monsoor	Navy Active	Pine Valley	17	35,163	0	0	0	0	0	6,634	21.2
NB Coronado Camp Morena	Navy Active	Jacumba	0	0	0	0	24	54,795	0	62	15.6
NB Coronado Imperial Beach	Navy Active	Imperial Beach	56	459,389	0	0	28	333,320	1,258	1,294	493.8
NB Coronado Lofgren Terrace	Navy Active	Chula Vista	0	0	0	0	53	375,010	37	37	76.1
NB Coronado NF Survival Tng	Navy Active	Warner Springs	42	52,171	0	0	0	0	0	12,544	15.1
NB Coronado Silver Strand	Navy Active	Imperial Beach	12	112,190	0	0	2	10,000	549	549	43.2
NB Point Loma	Navy Active	San Diego	121	1,049,025	0	0	16	35,499	112	1,218	550.4
NB Point Loma Admiral Hartman Housing 1	Navy Active	San Diego	0	0	0	0	92	150,991	46	46	51.3

\* US Locations that do not meet criteria of at least ten (10) Acres AND at least \$10M PRV. US Territories and Non-US Locations that do not meet criteria of at least ten (10) Acres OR at least \$10M PRV.



**DEPARTMENT OF DEFENSE**  
**Base Structure Report - As of 30 Sept 2013**

SITE	COMPONENT	NAME NEAREST CITY	BUILDINGS						ACRES OWNED	TOTAL ACRES	PRV (\$M)
			OWNED		LEASED		OTHER				
			COUNT	SQFT	COUNT	SQFT	COUNT	SQFT			
NB Point Loma Admiral Hartman Housing 2	Navy Active	San Diego	0	0	0	0	56	90,881	54	54	17.7
NB Point Loma Admiral Hartman Housing 3	Navy Active	San Diego	0	0	0	0	288	488,696	54	54	95.4
NB Point Loma Chesterton Hsg	Navy Active	San Diego	1	6,863	0	0	434	808,938	144	144	181.7
NB Point Loma Fleet ASW	Navy Active	San Diego	45	1,130,549	0	0	0	0	66	66	345.0
NB Point Loma Fuel Farm	Navy Active	San Diego	39	79,938	0	0	1	1,625	14	206	311.2
NB Point Loma Old Town	Navy Active	San Diego	13	1,465,324	0	0	0	0	47	47	525.6
NB Point Loma SPAWARS South	Navy Active	San Diego	11	31,865	0	0	0	0	38	38	13.7
NB San Diego	Navy Active	San Diego	189	2,689,944	0	0	3	9,972	940	949	2,296.5
NB San Diego Bayview Hills Housing	Navy Active	San Diego	1	5,500	0	0	199	1,622,259	162	162	326.9
NB San Diego Broadway Complex	Navy Active	San Diego	8	893,004	0	0	0	0	20	22	217.6
NB San Diego Chollas Heights Housing	Navy Active	San Diego	1	12,800	0	0	91	556,930	78	78	120.8
NB San Diego Dryside	Navy Active	San Diego	123	3,119,013	0	0	9	1,470,726	289	289	1,189.2
NB San Diego Eucalyptus Housing	Navy Active	San Diego	0	0	0	0	57	487,888	41	41	95.2
NB San Diego Home Terrace Condos	Navy Active	San Diego	0	0	0	0	20	120,542	10	10	23.6
NB San Diego Howard Gilmore	Navy Active	La Mesa	0	0	0	0	48	759,257	38	38	132.1
NB San Diego Mission Gorge	Navy Active	San Diego	15	28,606	0	0	0	0	448	448	24.9
NB San Diego Murphy Canyon	Navy Active	San Diego	4	30,360	0	0	1,129	4,636,475	733	733	1,018.0
NB San Diego National City	Navy Active	National City	3	246,875	0	0	0	0	56	56	35.4
NB San Diego Pomerado Terrace	Navy Active	San Diego	0	0	0	0	23	263,281	52	52	54.5
NB San Diego Terrace View Villas	Navy Active	San Diego	0	0	0	0	41	227,468	17	17	47.0
NG Hammer Field	Army Guard	Fresno	3	96,227	0	0	0	0	15	15	30.3
NG Moreno Valley	Army Guard	Riverside	1	53,000	0	0	0	0	16	16	15.9
NG Sacramento Mather	Army Guard	Mather AFB	10	88,638	0	0	0	0	30	30	45.6
NG TS MD Los Alamitos	Army Guard	Los Alamitos	179	1,421,752	0	0	0	0	1,376	1,376	639.7
NORCO	Navy Active	Norco	56	475,350	0	0	0	0	279	281	314.7
Norwalk	Air Force Reserve	Norwalk	10	7,837	0	0	0	0	47	55	177.3
Norwalk Fuel Complex	Navy Active	Norwalk	1	676	0	0	0	0	17	18	94.4
NOSC Alameda	Navy Reserve	Alameda	5	96,600	0	0	0	0	15	15	30.9
NOSC LA	Navy Reserve	Los Angeles	6	142,462	0	0	0	0	11	11	42.4
NOSC Sacramento	Navy Reserve	Sacramento	4	53,337	0	0	0	0	20	20	16.8

\* US Locations that do not meet criteria of at least ten (10) Acres AND at least \$10M PRV. US Territories and Non-US Locations that do not meet criteria of at least ten (10) Acres OR at least \$10M PRV.

**DEPARTMENT OF DEFENSE**  
**Base Structure Report - As of 30 Sept 2013**

SITE	COMPONENT	NAME NEAREST CITY	BUILDINGS						ACRES OWNED	TOTAL ACRES	PRV (\$M)
			OWNED		LEASED		OTHER				
			COUNT	SQFT	COUNT	SQFT	COUNT	SQFT			
NS Long Beach	Navy Active	Long Beach	2	412	0	0	0	0	776	776	60.4
NTC and Fort Irwin	Army Active	Fort Irwin	663	4,142,483	1	0	785	3,361,572	638,461	638,534	2,758.6
NWS Seal Beach	Navy Active	Seal Beach	275	1,989,773	0	0	44	462,265	4,822	4,853	938.1
NWS Seal Beach Det Concord	Navy Active	Concord	339	1,571,454	0	0	0	0	5,038	5,038	703.0
NWS Seal Beach Fallbrook California	Navy Active	Fallbrook	265	987,738	0	0	0	0	8,852	8,852	428.9
Ord Military Community	Army Active	Seaside	56	584,669	0	0	898	2,162,002	836	836	636.3
Ozol Defense Fuel Support Point	Air Force Active	Martinez	5	4,538	0	0	0	0	54	75	137.4
Pillar Point AFS	Air Force Active	Half Moon Bay	13	20,524	0	0	0	0	55	55	13.4
Point Arena AFS	Air Force Active	Point Arena	47	92,706	0	0	0	0	74	83	39.8
Port Hueneme	Navy Active	Port Hueneme	379	5,475,286	47	375,248	196	725,414	1,675	1,741	2,256.8
Presidio Of Monterey	Army Active	Monterey	141	1,852,729	2	55,809	76	193,285	392	392	657.5
Riverbank AAP	Army Active	Modesto	120	752,695	0	0	0	0	172	172	358.2
Sacramento Army Depot	Army Active	Sacramento	5	9,470	0	0	0	0	48	48	15.4
Sacramento Okinawa	Army Guard	Sacramento	4	130,974	0	0	0	0	22	22	40.7
San Clemente	Navy Active	San Clemente	231	615,348	0	0	0	0	0	36,206	576.8
San Diego ANGS	Air Force Guard	San Diego	2	31,816	0	0	0	0	24	24	10.3
San Nicolas Island	Navy Active	San Nicolas Island	133	415,312	0	0	1	200	0	13,370	520.4
San Pedro Fuel Depot	Navy Active	Los Angeles	27	34,301	0	0	0	0	269	272	327.4
Santa Cruz Island	Navy Active	Goleta	9	13,883	0	0	0	0	0	11	32.0
SAT COM	Army Active	San Miguel	17	45,822	2	16,500	0	0	23	23	29.8
Sepulveda National Guard Station	Air Force Guard	Los Angeles	4	48,796	0	0	0	0	26	26	17.8
Sewage Evaporation Pon	Navy Active	Lemoore Nas	0	0	0	0	0	0	429	429	21.1
Sierra Army Depot	Army Active	Herlong Sierra Ord-D	1,034	5,213,306	0	0	0	0	30,625	36,096	2,201.9
Silas B. Hays	Army Active	Seaside	1	369,662	0	0	0	0	24	24	116.9
Travis AFB	Air Force Active	Fairfield	370	6,406,042	0	0	0	0	5,130	6,445	3,684.2
Travis Water System Annex 1	Air Force Active	Fairfield	2	516	0	0	0	0	7	17	17.4
Travis Water System Annex 2	Air Force Active	Vacaville	12	23,421	0	0	0	0	206	206	16.9
Tulelake Radar Site	Air Force Active	Tulelake	4	17,140	0	0	0	0	0	928	26.2
Twentynine Palms Main Base	Marine Corps Active	Twentynine Palms	828	6,626,570	0	0	687	3,089,243	162,098	605,264	4,373.8
USMC Marine Corp Site 3	Air Force Guard	Fresno	10	51,185	0	0	0	0	0	15	19.3
Vandenberg AFB	Air Force Active	Lompoc	637	6,400,333	0	0	3	15,506	98,415	118,312	3,920.7
Vista Del Sol East	Marine Corps Active	Twentynine Palms	0	0	0	0	50	254,780	0	29	56.3

\* US Locations that do not meet criteria of at least ten (10) Acres AND at least \$10M PRV. US Territories and Non-US Locations that do not meet criteria of at least ten (10) Acres OR at least \$10M PRV.

**DEPARTMENT OF DEFENSE**  
**Base Structure Report - As of 30 Sept 2013**

SITE	COMPONENT	NAME NEAREST CITY	BUILDINGS						ACRES OWNED	TOTAL ACRES	PRV (\$M)
			OWNED		LEASED		OTHER				
			COUNT	SQFT	COUNT	SQFT	COUNT	SQFT			
Vista Del Sol West	Marine Corps Active	Twentynine Palms	0	0	0	0	101	446,255	0	65	97.8
<b>* OTHER SITE(S) : 233</b>			1,371	9,763,463	30	637,711	328	1,890,413	16,835	75,132	4,610.4
<b>California Total:</b>			<b>17,709</b>	<b>185,127,552</b>	<b>114</b>	<b>1,245,980</b>	<b>11,856</b>	<b>47,362,850</b>	<b>1,897,978</b>	<b>3,838,554</b>	<b>102,796.2</b>
<b>Colorado</b>											
Buckley AFB	Air Force Active	Aurora	198	3,387,152	0	0	0	0	3,399	4,224	1,139.8
Cheyenne Mountain AFS	Air Force Active	Colorado Springs	63	383,750	0	0	0	0	411	566	185.0
Fort Carson	Army Active	Colorado Springs	958	13,783,834	2	6,072	1,435	4,326,331	137,404	137,404	5,519.5
Fort Carson Weapons Range	Air Force Guard	Colorado Springs	4	8,144	0	0	0	0	0	3,110	15.0
Greeley ANGCS	Air Force Guard	Greeley	8	59,769	0	0	0	0	0	17	18.6
NG Firestone	Army Guard	Longmont	7	81,949	0	0	0	0	11	11	24.4
Peterson AFB	Air Force Active	Colorado Springs	169	3,216,508	34	322,959	0	0	218	1,457	1,217.2
Pueblo Chemical Depot	Army Active	Pueblo	1,083	5,373,233	0	0	0	0	23,121	23,121	1,441.6
Rocky Mountain Arsenal	Army Active	Commerce City	28	356,045	0	0	0	0	3,781	3,911	206.2
Schriever AFB	Air Force Active	Colorado Springs	71	2,062,819	0	0	0	0	3,202	5,634	741.6
The Farish Memorial Recreational Annex	Air Force Active	Calhan	16	20,567	0	0	0	0	652	663	10.2
USAF Academy	Air Force Active	Air Force Academy	254	5,873,646	0	0	10	36,440	44,230	53,276	2,873.3
USAF Academy Auxiliary Airfield	Air Force Active	Calhan	1	1,651	0	0	0	0	0	197	12.5
<b>* OTHER SITE(S) : 71</b>			198	1,228,775	5	81,813	2	30,602	92	6,595	863.2
<b>Colorado Total:</b>			<b>3,058</b>	<b>35,837,842</b>	<b>41</b>	<b>410,844</b>	<b>1,447</b>	<b>4,393,373</b>	<b>216,520</b>	<b>240,186</b>	<b>14,268.2</b>
<b>Connecticut</b>											
Bradley IAP	Air Force Guard	East Granby	31	345,654	0	0	0	0	0	148	128.7
Middletown AFRC	Army Reserve	Middletown	4	205,130	0	0	0	0	42	42	56.5
NAVSUBASE New London	Navy Active	Groton	192	3,218,934	0	0	14	23,187	686	687	1,515.3
NAVSUBASE New London Conning Towers	Navy Active	Groton	7	30,835	0	0	78	220,080	50	50	63.0
NAVSUBASE New London Dolphin Gardens	Navy Active	Groton	1	47,779	0	0	0	0	40	40	17.0
NAVSUBASE New London Nautilus Park 1st Inc	Navy Active	Groton	1	26,544	0	0	500	660,563	50	50	155.5
NAVSUBASE New London Nautilus Park 2nd Inc	Navy Active	Groton	0	0	0	0	262	645,164	142	142	150.9

\* US Locations that do not meet criteria of at least ten (10) Acres AND at least \$10M PRV. US Territories and Non-US Locations that do not meet criteria of at least ten (10) Acres OR at least \$10M PRV.

**DEPARTMENT OF DEFENSE**  
**Base Structure Report - As of 30 Sept 2013**

SITE	COMPONENT	NAME NEAREST CITY	BUILDINGS						ACRES OWNED	TOTAL ACRES	PRV (\$M)
			OWNED		LEASED		OTHER				
			COUNT	SQFT	COUNT	SQFT	COUNT	SQFT			
NAVSUBASE New London Nautilus Park 3rd Inc	Navy Active	Groton	2	29,611	0	0	1	5,421	115	115	12.6
NAVSUBASE New London Polaris Park	Navy Active	Groton	2	10,744	0	0	46	355,751	52	52	80.3
NAVSUBASE New London Trident Park	Navy Active	Groton	1	400	0	0	82	505,371	85	86	119.8
NG AASF Windsor Locks	Army Guard	Windsor Locks	10	117,482	0	0	0	0	32	32	40.1
Orange ANG Communications Station	Air Force Guard	Orange	4	56,476	0	0	0	0	21	29	19.2
Stratford Army Engine Plant	Army Active	Stratford	42	1,618,247	0	0	0	0	123	123	473.1
<b>* OTHER SITE(S) : 19</b>			24	383,214	10	46,291	0	0	51	74	126.7
<b>Connecticut Total:</b>			<b>321</b>	<b>6,091,049</b>	<b>10</b>	<b>46,291</b>	<b>983</b>	<b>2,415,537</b>	<b>1,487</b>	<b>1,670</b>	<b>2,958.7</b>
<b><u>Delaware</u></b>											
Dover AFB	Air Force Active	Dover	208	3,803,933	0	0	9	226,359	3,218	3,824	1,782.1
New Castle County Airport	Air Force Guard	New Castle	45	389,002	0	0	0	0	0	80	126.3
NG River Road Training Site	Army Guard	New Castle	31	148,457	0	0	0	0	203	203	36.1
<b>* OTHER SITE(S) : 10</b>			13	80,837	4	12,483	0	0	10	11	27.4
<b>Delaware Total:</b>			<b>297</b>	<b>4,422,229</b>	<b>4</b>	<b>12,483</b>	<b>9</b>	<b>226,359</b>	<b>3,431</b>	<b>4,118</b>	<b>1,971.8</b>
<b><u>District of Columbia</u></b>											
Fort Lesley J McNair	Army Active	Washington, DC	68	1,414,768	0	0	0	0	107	107	386.7
Naval Research Lab	Navy Active	Washington, DC	96	3,085,465	0	0	0	0	131	133	1,150.2
NS Anacostia	Navy Active	Washington, DC	167	4,746,681	0	0	190	287,413	676	1,027	1,491.6
NSA North Potomac	Navy Active	Washington, DC	38	239,083	0	0	9	20,396	72	72	75.6
NSA Washington	Navy Active	Washington, DC	67	3,324,438	0	0	24	109,811	78	78	1,106.8
Walter Reed AMC Main Post	Army Active	Washington, DC	53	4,704,864	0	0	9	41,946	113	113	1,423.3
<b>* OTHER SITE(S) : 13</b>			20	314,557	7	165,732	6	23,827	30	30	156.7
<b>District of Columbia Total:</b>			<b>509</b>	<b>17,829,856</b>	<b>7</b>	<b>165,732</b>	<b>238</b>	<b>483,393</b>	<b>1,207</b>	<b>1,559</b>	<b>5,791.1</b>
<b><u>Florida</u></b>											
4th MARDIV Jacksonville Maint	Marine Corps Reserve	Jacksonville	4	42,111	0	0	0	0	111	111	10.4
Arbuckle Airfield	Air Force Active	Avon Park	40	246,336	0	0	0	0	5,145	5,147	133.8
Avon Park AF Range	Air Force Active	Avon Park	7	6,369	0	0	0	0	100,929	100,929	34.2
Camp Blanding	Air Force Guard	Starke	23	125,675	0	0	0	0	0	219	28.0

\* US Locations that do not meet criteria of at least ten (10) Acres AND at least \$10M PRV. US Territories and Non-US Locations that do not meet criteria of at least ten (10) Acres OR at least \$10M PRV.

**DEPARTMENT OF DEFENSE**  
**Base Structure Report - As of 30 Sept 2013**

SITE	COMPONENT	NAME NEAREST CITY	BUILDINGS						ACRES OWNED	TOTAL ACRES	PRV (\$M)
			OWNED		LEASED		OTHER				
			COUNT	SQFT	COUNT	SQFT	COUNT	SQFT			
Cape Canaveral AFS	Air Force Active	Cape Canaveral AFS	532	3,730,079	0	0	0	0	15,383	16,239	1,516.1
Cape San Blas Missile Tracking Annex D-3	Air Force Active	Port St Joe	14	33,063	0	0	0	0	831	831	13.1
Corry Station	Navy Active	Pensacola	125	2,012,040	0	0	106	479,378	674	674	722.1
CSO NAS Cecil Field FL	Navy Active	Cecil Field	32	376,616	0	0	0	0	415	415	566.4
CSO NTC Orlando NTC Annex	Navy Active	Orlando	100	713,326	0	0	0	0	711	711	200.9
Cudjoe Key AFS	Air Force Active	Summerland Key	8	14,099	0	0	0	0	65	69	13.0
Dania Beach (Lauderdale)	Navy Active	Dania	11	30,735	0	0	0	0	0	10	17.3
Destin Moreno Point	Army Active	Destin	22	59,052	0	0	0	0	14	14	12.5
Eglin AFB	Air Force Active	Eglin AFB	1,651	11,351,187	0	0	20	212,015	449,290	449,415	4,726.7
Eglin AFB Auxiliary Field 3	Air Force Active	Crestview	89	679,436	0	0	3	65,159	1,946	1,946	398.0
Eglin AFB Auxiliary Field 6	Air Force Active	Holt	56	197,087	0	0	5	18,379	855	855	127.6
Eglin Afb Site 2 (Santa Rosa Island)	Air Force Active	Ft Walton Beach	51	119,395	0	0	0	0	0	3,170	70.8
Homestead AFB	Air Force Reserve	Homestead	1	93,202	0	0	0	0	12	12	18.5
Homestead ARB	Air Force Reserve	Homestead	128	1,117,994	0	0	0	0	1,981	2,430	584.2
Hurlburt Field	Air Force Active	Mary Esther	567	5,213,156	0	0	0	0	6,341	6,341	1,482.3
Jacksonville IAP	Air Force Guard	Jacksonville	41	378,302	0	0	0	0	0	342	111.5
Jonathan Dickinson Missile Tracking Annex	Air Force Active	Hobe Sound	11	27,272	0	0	0	0	0	11	13.7
Lynn Haven Defense Fuel Sup	Air Force Active	Lynn Haven	9	12,715	0	0	0	0	203	203	45.3
MacDill AFB	Air Force Active	Tampa	297	4,825,255	0	0	5	77,056	5,633	5,866	1,837.4
Malabar Transmitter Annex	Air Force Active	Palm Bay	9	34,909	0	0	0	0	640	640	11.1
MCRC Tampa	Marine Corps Reserve	Tampa	10	29,878	0	0	0	0	0	20	10.2
MCSF Blount Island	Marine Corps Active	Jacksonville	53	746,647	0	0	0	0	902	1,072	308.9
NAS Jacksonville	Navy Active	Jacksonville	473	9,144,678	0	0	199	712,158	3,842	3,881	3,180.6
NAS Key West	Navy Active	Stock Island	132	891,236	0	0	18	14,767	4,129	4,787	562.3
NAS Key West Dredgers Key-Sigsbee	Navy Active	Key West	47	346,989	0	0	240	1,123,282	352	352	278.7
NAS Key West Fleming Key Magazine	Navy Active	Key West	41	160,384	0	0	4	122,948	322	323	112.9
NAS Key West Peary Court	Navy Active	Key West	1	8,198	0	0	49	252,946	54	54	46.8
NAS Key West Truman Annex	Navy Active	Key West	36	404,457	0	0	41	126,682	159	233	224.5

\* US Locations that do not meet criteria of at least ten (10) Acres AND at least \$10M PRV. US Territories and Non-US Locations that do not meet criteria of at least ten (10) Acres OR at least \$10M PRV.

**DEPARTMENT OF DEFENSE**  
**Base Structure Report - As of 30 Sept 2013**

SITE	COMPONENT	NAME NEAREST CITY	BUILDINGS						ACRES OWNED	TOTAL ACRES	PRV (\$M)
			OWNED		LEASED		OTHER				
			COUNT	SQFT	COUNT	SQFT	COUNT	SQFT			
NAS Key West Trumbo Point Annex	Navy Active	Key West	25	368,371	0	0	122	452,765	129	137	262.2
NAS Pensacola	Navy Active	Pensacola	435	8,225,010	0	0	148	723,542	2,296	5,809	2,514.8
NAS Pensacola Mariner Housing	Navy Active	Pensacola	0	0	300	428,818	0	0	0	147	57.3
NAS Whiting Field Milton	Navy Active	Milton	135	1,251,143	0	0	1	16	3,533	4,774	698.0
Naval Hospital Key West	Navy Active	Key West	4	70,437	0	0	7	10,925	15	15	31.2
NOLF Choctaw	Navy Active	Navarre	6	25,860	0	0	0	0	1,450	1,450	91.7
NOLF Holley	Navy Active	Navarre	1	1,024	0	0	0	0	698	698	74.4
NOLF Santa Rosa	Navy Active	Milton	2	1,517	0	0	0	0	738	738	36.3
NOLF Spencer	Navy Active	Pace	3	4,195	0	0	0	0	640	640	22.0
NOSC Miami	Navy Reserve	Hialeah	2	62,741	0	0	0	0	20	20	16.6
NOTU Cape Canaveral	Navy Active	Cape Canaveral	81	526,448	0	0	0	0	250	256	255.6
NS Mayport	Navy Active	Jacksonville	295	2,576,788	0	0	397	1,392,230	3,002	3,230	1,495.6
NS Mayport Commissary Site	Navy Active	Atlantic Beach	1	163,973	0	0	0	0	29	29	32.6
NS Mayport FISC	Navy Active	Jacksonville	31	41,456	0	0	0	0	181	181	105.7
NS Mayport Ribault Bay Village	Navy Active	Atlantic Beach	6	43,616	0	0	104	605,782	129	129	104.6
NSA Orlando	Navy Active	Orlando	10	306,090	2	57,108	1	71,285	41	42	116.8
NSA Panama City	Navy Active	Panama City	188	1,472,294	0	0	44	138,699	630	678	541.4
OLF Bronson	Navy Active	Pensacola	30	16,684	0	0	1	1,916	967	1,098	22.5
OLF Whitehouse	Navy Active	Jacksonville	7	11,157	0	0	1	4,590	1,908	4,438	43.4
Patrick AFB	Air Force Active	Patrick AFB	278	3,119,295	0	0	1	610	2,089	2,324	1,063.7
Pinecastle E.W. Range	Navy Active	Altoona	12	6,775	0	0	0	0	0	5,900	10.2
Saufley Field	Navy Active	Pensacola	75	703,671	0	0	0	0	882	895	306.6
Tyndall AFB	Air Force Active	Panama City	444	3,990,677	0	0	25	134,483	27,348	28,824	1,556.3
US Army Garrison-Miami	Army Active	Miami-Dade	5	633,185	1	20,219	4	192,501	0	34	175.0
Whiting Pines	Navy Active	Milton	4	10,457	0	0	272	511,263	0	98	77.5
<b>* OTHER SITE(S) : 161</b>			<b>267</b>	<b>2,037,503</b>	<b>74</b>	<b>664,127</b>	<b>16</b>	<b>141,762</b>	<b>7,556</b>	<b>20,966</b>	<b>755.6</b>
<b>Florida Total:</b>			<b>6,968</b>	<b>68,842,245</b>	<b>377</b>	<b>1,170,272</b>	<b>1,834</b>	<b>7,587,139</b>	<b>655,466</b>	<b>690,867</b>	<b>27,887.5</b>
<b>Georgia</b>											
Air Force Plant 6	Air Force Active	Marietta	102	6,459,736	0	0	0	0	755	755	1,424.0
Dobbins ARB	Air Force Reserve	Marietta	107	1,211,980	0	0	1	192	1,666	1,913	490.6
Fort Benning GA	Army Active	Columbus	1,533	16,958,737	0	0	2,329	7,484,573	35,469	35,473	5,874.0
Fort Gillem	Army Active	Forest Park	174	5,793,726	47	142,220	5	9,275	1,531	1,531	1,133.0

\* US Locations that do not meet criteria of at least ten (10) Acres AND at least \$10M PRV. US Territories and Non-US Locations that do not meet criteria of at least ten (10) Acres OR at least \$10M PRV.

**DEPARTMENT OF DEFENSE**  
**Base Structure Report - As of 30 Sept 2013**

SITE	COMPONENT	NAME NEAREST CITY	BUILDINGS						ACRES OWNED	TOTAL ACRES	PRV (\$M)
			OWNED		LEASED		OTHER				
			COUNT	SQFT	COUNT	SQFT	COUNT	SQFT			
Fort Gordon	Army Active	Augusta	638	7,983,962	5	78,906	28	382,112	24	24	2,638.6
Fort McPherson	Army Active	Atlanta	219	2,211,704	0	0	3	4,697	487	487	515.3
General Lucius D. Clay National Guard Center	Army Guard	Marietta	62	760,896	0	0	1	3,775	107	107	172.0
Glynco ANGS	Air Force Guard	Brunswick	4	61,531	0	0	0	0	0	14	15.4
Hunter ANGS 2	Air Force Guard	Savannah	11	55,729	0	0	0	0	18	18	13.6
MCLB Albany	Marine Corps Active	Albany	233	6,643,269	0	0	90	238,925	3,619	3,623	1,381.9
MCLB Albany Housing Area 1	Marine Corps Active	Albany	100	188,876	0	0	0	0	68	68	28.5
Moody AFB	Air Force Active	Moody AFB	329	2,987,464	0	0	0	0	5,118	5,521	916.1
NAS Atlanta Windy Hill	Marine Corps Reserve	Smyrna	12	50,048	0	0	0	0	28	28	10.2
NAVSUBASE Kings Bay	Navy Active	Kings Bay	446	5,355,319	0	0	199	1,031,788	14,465	16,556	2,869.3
NOSC-MCRC Atlanta	Navy Reserve	Marietta	3	109,120	0	0	0	0	18	18	23.8
Robins AFB	Air Force Active	Robins AFB	528	13,740,105	0	0	2	203,028	6,779	6,935	3,679.2
Savannah/Hilton Head IAP	Air Force Guard	Garden City	61	663,652	0	0	0	0	0	211	164.1
Savannah/Hilton Head IAP Site 4	Air Force Guard	Garden City	13	74,471	0	0	0	0	0	49	20.6
VTS Catoosa	Army Guard	Tunnel Hill	38	90,986	0	0	0	0	1,630	1,630	33.0
* OTHER SITE(S) : 47			1,986	15,368,684	12	84,470	1,451	8,184,638	11,960	23,792	5,623.2
<b>Georgia Total:</b>			<b>6,599</b>	<b>86,769,995</b>	<b>64</b>	<b>305,596</b>	<b>4,109</b>	<b>17,543,003</b>	<b>83,741</b>	<b>98,752</b>	<b>27,026.2</b>
<b>Guam</b>											
Agana	Navy Active	Agana	2	17,122	0	0	0	0	7	22	38.5
Andersen Administration Annex	Navy Active	Unknown	135	758,536	0	0	0	0	1,922	1,922	358.1
Andersen AFB	Navy Active	Andersen AFB	1,437	6,519,271	0	0	3	13,322	12,554	12,626	6,230.9
Andersen AFS	Navy Active	Unknown	6	9,138	0	0	0	0	6	6	32.3
Andersen Communications Annex 2	Navy Active	Unknown	4	4,459	0	0	0	0	0	0	12.2
Andersen Petrol Product Storage Annex 1	Navy Active	Unknown	2	1,652	0	0	0	0	19	19	2.0
Andersen Petrol Product Storage Annex 2	Navy Active	Unknown	4	14,669	0	0	0	0	24	24	109.0
Andersen Water Supply Annex	Navy Active	Yigo	2	520	0	0	0	0	8	37	19.8
CSO NAS Agana Guam	Navy Active	Agana	285	1,287,915	0	0	1	40,200	0	0	1,146.7
Dandan	Navy Active	Agana	6	25,416	0	0	0	0	78	78	20.7

\* US Locations that do not meet criteria of at least ten (10) Acres AND at least \$10M PRV. US Territories and Non-US Locations that do not meet criteria of at least ten (10) Acres OR at least \$10M PRV.

**DEPARTMENT OF DEFENSE**  
**Base Structure Report - As of 30 Sept 2013**

SITE	COMPONENT	NAME NEAREST CITY	BUILDINGS						ACRES OWNED	TOTAL ACRES	PRV (\$M)
			OWNED		LEASED		OTHER				
			COUNT	SQFT	COUNT	SQFT	COUNT	SQFT			
GLUP 94 BRAC IV	Navy Active	Agana	14	39,996	0	0	0	0	0	0	34.0
Guam US Army Reserve Center	Army Reserve	Barrigada	7	60,036	0	0	0	0	0	0	65.6
Harmon Substation	Navy Active	Dededo	0	0	0	0	0	0	4	15	0.0
Naval Hospital	Navy Active	Agana	61	598,211	0	0	0	0	120	139	547.1
NAVBASE Guam	Navy Active	Agana	916	5,564,050	0	0	1	6,900	7,745	7,979	5,534.4
NAVBASE Guam Apra Heights	Navy Active	Apra	133	650,925	0	0	0	0	0	3	362.8
NAVBASE Guam Barrigada	Navy Active	Barrigada	26	180,365	0	0	0	0	1,366	1,417	188.6
NAVBASE Guam Finegayan	Navy Active	Finegayan	300	1,154,729	0	0	0	0	2,416	2,497	803.0
NAVBASE Guam Finegayan, South	Navy Active	Finegayan	0	0	0	0	0	0	733	739	0.0
NAVBASE Guam Harmon	Navy Active	Dededo	16	22,856	0	0	0	0	3	17	17.0
NAVBASE Guam Magazine Reservoir, Naval Magazine	Navy Active	Santa Rita	0	0	0	0	0	0	10	12	0.0
NAVBASE Guam Marbo	Navy Active	Mangilao	0	0	0	0	0	0	0	45	4.0
NAVBASE Guam Naval Magazine	Navy Active	Santa Rita	206	685,564	0	0	0	0	8,650	8,665	742.4
NAVBASE Guam Talofofa	Navy Active	Talofofa	0	0	0	0	0	0	13	13	0.0
NAVBASE Guam Tiyan	Navy Active	Agana	1	895	0	0	0	0	0	22	1.0
NAVBASE Guam Water Treatment, Naval Magazine	Navy Active	Santa Rita	0	0	0	0	0	0	9	10	0.0
NG Fort Juan Muna	Army Guard	Barrigada	41	114,439	0	0	0	0	15	15	55.9
NG Guam Barrigada Complex	Army Guard	Barrigada	9	112,480	0	0	0	0	51	51	69.5
Nimitz Hill	Navy Active	Nimitz Hill	71	218,762	0	0	0	0	113	282	175.8
Santa Rosa Parcel B	Navy Active	Andersen AFB	0	0	0	0	0	0	12	12	0.0
Sasa Valley	Navy Active	Piti	53	25,162	0	0	0	0	421	432	842.1
Tanguisson Point	Navy Active	Dededo	1	29,205	0	0	0	0	27	59	163.8
Tenjo Vista	Navy Active	Piti	9	2,901	0	0	0	0	0	0	80.3
WAR DOG CEMETERY	Navy Active	Andersen Ab	0	0	0	0	0	0	31	31	0.0
* OTHER SITE(S) : 13			2	12,693	0	0	0	0	26	45	9.1
<b>Guam Total:</b>			<b>3,749</b>	<b>18,111,968</b>	<b>0</b>	<b>0</b>	<b>5</b>	<b>60,422</b>	<b>36,383</b>	<b>37,235</b>	<b>17,666.4</b>

**Hawaii**

Aiea	Navy Active	Aiea	24	38,734	0	0	160	447,225	78	91	281.5
Aliamanu Military Reservation	Army Active	Honolulu	102	281,326	0	0	745	2,812,736	593	600	1,011.8
Barking Sands Communications Station	Air Force Guard	Kekaha	4	31,016	0	0	0	0	0	11	20.8
Bellows AFS	Air Force Active	Kailua	100	142,065	0	0	0	0	409	486	172.8

\* US Locations that do not meet criteria of at least ten (10) Acres AND at least \$10M PRV. US Territories and Non-US Locations that do not meet criteria of at least ten (10) Acres OR at least \$10M PRV.



**DEPARTMENT OF DEFENSE**  
**Base Structure Report - As of 30 Sept 2013**

SITE	COMPONENT	NAME NEAREST CITY	BUILDINGS						ACRES OWNED	TOTAL ACRES	PRV (\$M)
			OWNED		LEASED		OTHER				
			COUNT	SQFT	COUNT	SQFT	COUNT	SQFT			
CSO Barbers Point	Navy Active	Barbers Point	0	0	0	0	0	0	678	678	98.9
Dillingham Mil Res	Army Active	Waialua	5	4,176	0	0	0	0	664	664	35.5
Ewa	Navy Active	Ewa Beach	215	844,774	0	0	0	0	2,308	2,323	708.4
Fort De Russy	Army Active	Honolulu	15	796,892	0	0	0	0	73	73	207.9
Fort Shafter	Army Active	Honolulu	163	1,743,483	0	0	162	519,068	589	589	1,047.1
Helemano Military Reservation	Army Active	Wahiawa	17	249,734	0	0	216	1,556,062	282	293	643.9
Hickam Petrol Strg Ann	Navy Active	Hickam AFB	6	7,247	0	0	0	0	1	96	338.3
Honolulu	Navy Active	Pearl Harbor	135	1,198,876	1	55,000	1,291	5,022,285	573	576	2,374.4
Kaena Point Satellite Tracking Station	Air Force Active	Waianae	29	73,598	0	0	0	0	0	153	67.1
Kahuku Training Area	Army Active	Kahuku	23	33,638	0	0	0	0	8,330	9,480	31.8
Kalaeloa	Navy Active	Barbers Point	165	1,010,946	1	12,122	0	0	163	164	547.0
Kamokala Ridge	Navy Active	Kekaha	13	23,582	0	0	0	0	0	89	15.8
Kawaihae Military Reserve	Army Active	Waimea	1	938	0	0	0	0	10	11	14.6
Kilauea Military Reserve	Army Active	Hawaii National Park	94	167,411	0	0	0	0	13	72	59.6
Kipapa Ammo Storage Site	Army Active	Miliani	70	179,462	0	0	0	0	401	401	110.1
Makaha Ridge	Navy Active	Kokee	17	28,473	0	0	0	0	0	243	31.5
Makua Military Reserve	Army Active	Waianae	4	4,873	0	0	0	0	3,413	4,195	27.9
Manana Housing/Pw Area	Navy Active	Pearl City	1	775	0	0	49	125,391	23	23	58.4
MC Trng Area Bellows	Marine Corps Active	Waimanalo	16	114,681	0	0	0	0	28	1,030	108.3
MCB Camp Smith	Marine Corps Active	Aiea	52	897,312	0	0	10	20,135	219	221	518.6
MCB Hawaii Kaneohe	Marine Corps Active	Kaneohe	561	4,779,361	0	0	975	3,836,966	2,686	2,955	4,860.6
MCB Hawaii Manana Capehart	Marine Corps Active	Pearl City	8	15,011	0	0	153	429,514	52	52	160.0
MCB Hawaii Pearl City Annex	Marine Corps Active	Pearl City	7	255,008	0	0	0	0	27	27	65.9
MCB Hawaii Puuloa-Oahu	Marine Corps Active	Ewa Beach	23	58,702	0	0	0	0	165	165	54.9
NG Kalaeloa	Army Guard	Kapolei	24	575,279	0	0	0	0	147	147	294.5
NG TS Waiawa Gulch	Army Guard	Pearl City	9	105,298	0	0	0	0	19	19	33.6
NS Pearl Harbor	Navy Active	Pearl Harbor	1,051	15,512,406	0	0	291	1,052,113	4,344	4,394	13,728.9
PACMISRANFAC Hawaiian Area	Navy Active	Kekaha	209	508,884	0	0	42	81,520	8	4,565	534.0
Pearl City	Navy Active	Pearl City	21	268,739	0	0	252	976,735	575	633	604.0
Pohakuloa Training Area	Army Active	Hilo	177	309,158	0	0	4	362	108,829	131,805	376.4

\* US Locations that do not meet criteria of at least ten (10) Acres AND at least \$10M PRV. US Territories and Non-US Locations that do not meet criteria of at least ten (10) Acres OR at least \$10M PRV.

**DEPARTMENT OF DEFENSE**  
**Base Structure Report - As of 30 Sept 2013**

SITE	COMPONENT	NAME NEAREST CITY	BUILDINGS						ACRES OWNED	TOTAL ACRES	PRV (\$M)
			OWNED		LEASED		OTHER				
			COUNT	SQFT	COUNT	SQFT	COUNT	SQFT			
Pupukea Paalaa Uka Mil Road	Army Active	Haleiwa	0	0	0	0	0	0	109	109	24.8
Schofield Bks Military Reservation	Army Active	Wahiawa	518	7,109,186	0	0	1,646	8,792,077	15,609	15,612	6,404.9
Signal Cable Trunking System	Army Active	Wahiawa	41	8,871	0	0	0	0	201	201	114.2
Tripler AMC	Army Active	Honolulu	39	1,841,173	0	0	40	275,926	367	367	1,804.4
USA Field Station Kunia	Army Active	Kunia	10	270,924	0	0	0	0	89	89	195.4
Wahiawa	Navy Active	Wahiawa	108	723,958	0	0	121	555,765	689	712	641.9
Waianae	Navy Active	Lualualei	429	1,100,157	0	0	1	378	4,338	9,228	730.9
Waianae-Kai Military Reservation	Army Active	Waianae	48	47,743	1	637	0	0	0	14	23.8
Waikalkalaua Ammo Storage Tunnels	Army Active	Miliani	49	104,236	0	0	0	0	312	312	62.0
Waikele	Navy Active	Waipahu	136	440,075	0	0	0	0	485	488	229.2
Waipahu	Navy Active	Waipahu	23	41,468	0	0	0	0	1,434	1,456	108.4
Wheeler Army Airfield	Army Active	Wahiawa	181	1,350,306	0	0	207	695,648	1,370	1,370	1,176.8
<b>* OTHER SITE(S) : 95</b>			<b>79</b>	<b>349,879</b>	<b>1</b>	<b>11,521</b>	<b>20</b>	<b>105,079</b>	<b>2,889</b>	<b>32,999</b>	<b>2,337.4</b>
<b>Hawaii Total:</b>			<b>5,022</b>	<b>43,649,832</b>	<b>4</b>	<b>79,280</b>	<b>6,385</b>	<b>27,304,985</b>	<b>163,592</b>	<b>230,280</b>	<b>43,098.7</b>
<b>Idaho</b>											
Bayview Idaho	Navy Active	Bayview	12	76,288	0	0	0	0	22	22	39.6
Boise Air Terminal (ANG)	Air Force Guard	Boise	173	1,662,765	0	0	1	12,960	0	576	581.7
Mountain Home AFB	Air Force Active	Mountain Home	450	3,350,656	0	0	1	55,650	2,250	6,850	1,909.2
Saylor Creek Air Force Range	Air Force Active	Bruneau	5	10,918	0	0	0	0	640	109,466	15.2
<b>* OTHER SITE(S) : 55</b>			<b>68</b>	<b>228,044</b>	<b>0</b>	<b>0</b>	<b>0</b>	<b>0</b>	<b>206</b>	<b>19,541</b>	<b>86.7</b>
<b>Idaho Total:</b>			<b>708</b>	<b>5,328,671</b>	<b>0</b>	<b>0</b>	<b>2</b>	<b>68,610</b>	<b>3,118</b>	<b>136,455</b>	<b>2,632.5</b>
<b>Illinois</b>											
Capital Airport	Air Force Guard	Springfield	31	328,546	0	0	0	0	0	95	127.1
Carbondale Reserve Center	Army Guard	Murphysboro	0	0	0	0	2	53,702	0	15	16.5
Chanute AFB	Air Force Active	Rantoul	89	1,145,623	0	0	0	0	1,343	1,343	747.1
Charles Melvin Price Spt Ctr	Army Active	Granite City	10	349,240	0	0	3	3,641	136	136	77.0
Fort Sheridan	Navy Active	Highland Park	2	1,938	0	0	87	426,429	206	206	120.9
GL Camp JPJ	Navy Active	Great Lakes	9	1,302,086	0	0	0	0	0	51	388.7
GL Forrestal Village	Navy Active	Great Lakes	51	921,131	1	38,000	624	1,726,222	482	482	668.1
Glenview	Navy Active	Glenview	1	13,876	0	0	118	697,184	27	27	159.8
Granite City USARC	Army Reserve	Granite City	20	186,630	0	0	0	0	30	30	49.5
Greater Peoria Regional Airport	Air Force Guard	Peoria	32	426,493	0	0	0	0	0	714	172.5

\* US Locations that do not meet criteria of at least ten (10) Acres AND at least \$10M PRV. US Territories and Non-US Locations that do not meet criteria of at least ten (10) Acres OR at least \$10M PRV.

**DEPARTMENT OF DEFENSE**  
**Base Structure Report - As of 30 Sept 2013**

SITE	COMPONENT	NAME NEAREST CITY	BUILDINGS						ACRES OWNED	TOTAL ACRES	PRV (\$M)
			OWNED		LEASED		OTHER				
			COUNT	SQFT	COUNT	SQFT	COUNT	SQFT			
Joliet AAP Elwood	Army Active	Wilmington	226	758,743	0	0	0	0	657	657	320.6
Joliet AAP Kankakee	Army Active	Wilmington	19	50,573	0	0	0	0	1,068	1,068	19.9
NG Galesburg Readiness Center	Army Guard	Galesburg	0	0	0	0	3	56,018	0	10	15.2
NG N Riverside (NG Maint Center)	Army Guard	Riverside	20	204,830	0	0	0	0	33	33	51.4
NG Peoria AASF	Army Guard	Peoria	18	155,706	0	0	1	350	44	44	49.7
NS Great Lakes	Navy Active	Great Lakes	195	5,905,161	0	0	27	145,404	1,143	1,146	2,535.7
Rock Island Arsenal	Army Active	Rock Island	192	6,819,958	31	87,017	1	20	880	880	1,816.4
Savanna Depot Act	Army Active	Savanna	726	2,862,571	0	0	0	0	8,145	8,145	1,026.0
Scott AFB	Air Force Active	Belleville	283	4,897,823	0	0	3	15,817	2,881	3,638	1,911.5
<b>* OTHER SITE(S) : 50</b>			197	4,388,459	11	32,514	447	927,666	53	96	1,712.9
<b>Illinois Total:</b>			<b>2,121</b>	<b>30,719,387</b>	<b>43</b>	<b>157,531</b>	<b>1,316</b>	<b>4,052,453</b>	<b>17,129</b>	<b>18,817</b>	<b>11,986.5</b>
<b>Indiana</b>											
Camp Atterbury	Army Guard	Edinburg	425	1,837,707	0	0	0	0	33,142	34,391	565.0
Fort Benjamin Harrison	Army Active	Lawrence	0	0	0	0	0	0	67	67	43.5
Grissom AFB	Air Force Active	Logansport	21	241,797	0	0	0	0	1,020	1,098	115.8
Grissom ARB	Air Force Reserve	Logansport	91	1,047,463	0	0	0	0	1,410	1,791	556.3
Hulman Fld	Air Force Guard	Terre Haute	42	324,175	0	0	0	0	37	121	92.9
Indiana AAP	Army Active	Charlestown	766	2,579,395	0	0	0	0	4,064	4,064	976.9
Jefferson Proving Ground	Army Active	Madison	110	280,668	0	0	0	0	51,964	51,964	173.4
Newport Chem Depot	Army Active	Newport	1	53,226	0	0	0	0	382	382	10.1
NG Muscatatuck Urban Training Center	Army Guard	Butlerville	47	472,471	1	22,824	1	2,125	0	934	169.0
NSA Crane	Navy Active	Crane	2,399	11,248,270	0	0	41	74,866	62,433	62,433	3,834.0
<b>* OTHER SITE(S) : 36</b>			97	1,216,884	10	151,099	1	1,650	461	1,732	373.1
<b>Indiana Total:</b>			<b>3,999</b>	<b>19,302,056</b>	<b>11</b>	<b>173,923</b>	<b>43</b>	<b>78,641</b>	<b>154,979</b>	<b>158,977</b>	<b>6,910.0</b>
<b>Iowa</b>											
Camp Dodge Johnston TS	Army Guard	Johnston	30	764,037	1	25,540	249	1,382,902	28,847	31,180	718.5
Des Moines IAP	Air Force Guard	Des Moines	32	235,938	4	177,754	1	15,546	0	171	141.1
Fort Dodge ANG	Air Force Guard	Fort Dodge	6	37,244	0	0	0	0	0	13	11.6
Iowa AAP	Army Active	Middletown	959	4,218,334	0	0	1	1,500	19,011	19,011	1,374.4
Sioux Gateway Apt/Col Bud Day Field (ANG)	Air Force Guard	Sioux City	37	408,205	0	0	0	0	0	269	148.0

\* US Locations that do not meet criteria of at least ten (10) Acres AND at least \$10M PRV. US Territories and Non-US Locations that do not meet criteria of at least ten (10) Acres OR at least \$10M PRV.

**DEPARTMENT OF DEFENSE**  
**Base Structure Report - As of 30 Sept 2013**

SITE	COMPONENT	NAME NEAREST CITY	BUILDINGS						ACRES OWNED	TOTAL ACRES	PRV (\$M)
			OWNED		LEASED		OTHER				
			COUNT	SQFT	COUNT	SQFT	COUNT	SQFT			
* OTHER SITE(S) : 60			49	599,085	40	159,785	1	37,392	20	40	188.6
<b>Iowa Total:</b>			<b>1,113</b>	<b>6,262,843</b>	<b>45</b>	<b>363,079</b>	<b>252</b>	<b>1,437,340</b>	<b>47,878</b>	<b>50,684</b>	<b>2,582.1</b>
<b>Johnston Atoll</b>											
Johnston Atoll Airfield	Air Force Active	Johnston Atoll	72	295,161	0	0	0	0	684	684	642.7
<b>Johnston Atoll Total:</b>			<b>72</b>	<b>295,161</b>	<b>0</b>	<b>0</b>	<b>0</b>	<b>0</b>	<b>684</b>	<b>684</b>	<b>642.7</b>
<b>Kansas</b>											
Forbes Field (ANG)	Air Force Guard	Topeka	32	507,938	0	0	0	0	192	215	174.4
Fort Leavenworth	Army Active	Fort Leavenworth	325	4,586,174	0	0	734	4,972,888	5,637	5,637	2,399.1
Fort Riley	Army Active	Fort Riley	891	11,669,026	2	22,672	261	1,235,685	78,048	81,640	4,399.3
Kansas AAP	Army Active	Parsons	543	2,194,150	0	0	0	0	13,835	13,835	671.9
McConnell AFB	Air Force Active	Wichita	208	3,193,432	0	0	0	0	2,682	3,606	1,238.8
Smoky Hill ANG Range	Air Force Guard	Salina	38	98,562	0	0	0	0	33,878	33,878	80.4
* OTHER SITE(S) : 29			56	918,000	2	17,034	0	0	109	356	319.0
<b>Kansas Total:</b>			<b>2,093</b>	<b>23,167,282</b>	<b>4</b>	<b>39,706</b>	<b>995</b>	<b>6,208,573</b>	<b>134,381</b>	<b>139,166</b>	<b>9,282.8</b>
<b>Kentucky</b>											
Blue Grass Army Depot	Army Active	Richmond	1,175	4,185,577	1	69,690	68	63,100	14,594	14,594	1,166.0
Fort Campbell	Army Active	Fort Campbell	539	8,370,474	0	0	1,052	4,556,521	43,175	43,175	5,385.5
Fort Knox	Army Active	Middletown	1,045	12,129,442	0	0	1,275	4,696,082	109,111	109,111	4,966.6
Louisville IAP-Standiford	Air Force Guard	Louisville	11	360,316	0	0	0	0	0	81	90.9
* OTHER SITE(S) : 24			52	464,398	13	220,267	0	0	1,343	1,352	150.6
<b>Kentucky Total:</b>			<b>2,822</b>	<b>25,510,208</b>	<b>14</b>	<b>289,957</b>	<b>2,395</b>	<b>9,315,703</b>	<b>168,223</b>	<b>168,313</b>	<b>11,759.6</b>
<b>Louisiana</b>											
Barksdale AFB	Air Force Active	Barksdale AFB	436	5,021,944	0	0	0	0	21,945	22,504	1,569.2
England Authority	Army Active	Alexandria	2	59,274	20	135,300	1	2,128	0	252	55.8
Fort Polk	Army Active	Fort Polk	976	7,757,971	0	0	1,300	7,397,777	100,110	198,722	3,803.0
NAS JRB New Orleans	Air Force Guard	New Orleans	49	448,352	0	0	0	0	0	67	109.2
NAS JRB New Orleans	Navy Active	Belle Chasse	196	2,145,231	0	0	9	149,614	5,009	5,210	769.9
West Bank	Navy Active	New Orleans	74	1,843,283	0	0	62	309,288	25	31	569.9
* OTHER SITE(S) : 30			80	1,007,250	7	341,202	0	0	52	7,909	346.7

\* US Locations that do not meet criteria of at least ten (10) Acres AND at least \$10M PRV. US Territories and Non-US Locations that do not meet criteria of at least ten (10) Acres OR at least \$10M PRV.

**DEPARTMENT OF DEFENSE**  
**Base Structure Report - As of 30 Sept 2013**

SITE	COMPONENT	NAME NEAREST CITY	BUILDINGS						ACRES OWNED	TOTAL ACRES	PRV (\$M)
			OWNED		LEASED		OTHER				
			COUNT	SQFT	COUNT	SQFT	COUNT	SQFT			
<b>Louisiana Total:</b>			<b>1,813</b>	<b>18,283,304</b>	<b>27</b>	<b>476,502</b>	<b>1,372</b>	<b>7,858,807</b>	<b>127,141</b>	<b>234,695</b>	<b>7,223.7</b>
<b>Maine</b>											
Bangor IAP	Air Force Guard	Bangor	19	355,207	0	0	0	0	122	134	112.9
Bangor Lease Land Site 4	Air Force Guard	Bangor	16	113,792	0	0	1	504	0	159	58.7
Columbia Falls Radar Site	Air Force Active	Columbia Falls	4	20,375	0	0	0	0	829	829	41.0
DFAS Annex	Air Force Active	Limestone	0	0	1	142,400	0	0	0	16	41.8
NAS Brunswick	Navy Active	Brunswick	67	456,549	0	0	0	0	3,242	3,264	240.3
NAS Portsmouth NCTS Cutler VLF Area	Navy Active	Cutler	44	132,539	0	0	0	0	2,805	2,805	104.9
NAS Portsmouth Redington Township	Navy Active	Rangeley	74	54,228	0	0	0	0	12,468	12,468	16.7
NG Auburn TS	Army Guard	Auburn	14	86,989	0	0	0	0	154	170	22.8
NG Bangor TS	Army Guard	Bangor	28	336,351	0	0	0	0	180	205	112.2
NG Bog Brook Riley TS	Army Guard	West Bethel	23	20,275	0	0	0	0	166	213	99.8
NSY Portsmouth	Navy Active	Kittery	252	4,204,318	0	0	36	99,173	309	309	1,596.4
South Portland ANG5	Air Force Guard	South Portland	9	55,975	0	0	0	0	0	12	14.6
<b>* OTHER SITE(S) : 16</b>			<b>73</b>	<b>309,041</b>	<b>0</b>	<b>0</b>	<b>0</b>	<b>0</b>	<b>1,398</b>	<b>1,403</b>	<b>95.0</b>
<b>Maine Total:</b>			<b>623</b>	<b>6,145,639</b>	<b>1</b>	<b>142,400</b>	<b>37</b>	<b>99,677</b>	<b>21,673</b>	<b>21,988</b>	<b>2,557.0</b>
<b>Marshall Islands</b>											
Ennylabegan Island	Army Active	Kwajalein Atoll	13	25,269	0	0	0	0	0	0	31.9
Illeginni Island	Army Active	Kwajalein Atoll	14	26,044	0	0	0	0	0	0	31.3
Meck Island	Army Active	Kwajalein Atoll	43	242,285	0	0	0	0	0	0	215.4
Roi-Namur Island	Army Active	Kwajalein Atoll	107	477,065	0	0	1	100	0	0	491.7
US Army Kwajalein Atoll	Army Active	Kwajalein Atoll	523	2,431,798	0	0	1	2,310	0	1,361	2,150.7
<b>* OTHER SITE(S) : 6</b>			<b>28</b>	<b>16,870</b>	<b>0</b>	<b>0</b>	<b>0</b>	<b>0</b>	<b>0</b>	<b>0</b>	<b>38.3</b>
<b>Marshall Islands Total:</b>			<b>728</b>	<b>3,219,331</b>	<b>0</b>	<b>0</b>	<b>2</b>	<b>2,410</b>	<b>0</b>	<b>1,361</b>	<b>2,959.3</b>
<b>Maryland</b>											
Aberdeen Proving Ground	Army Active	Aberdeen	1,426	14,067,131	0	0	60	960,874	72,380	72,380	4,743.0
Andrews AFB	Air Force Active	Andrews AFB	354	6,656,124	0	0	1	2,800	4,996	5,008	2,589.9
Blossom Point MD	Navy Active	La Plata	22	74,839	0	0	0	0	265	265	23.9
Blossom Point Research Facility	Army Active	Welcome	70	92,790	0	0	1	1,600	1,600	1,600	37.5
Brandywine Globecom Annex	Air Force Active	Brandywine	4	3,944	0	0	0	0	1,640	1,640	28.5

\* US Locations that do not meet criteria of at least ten (10) Acres AND at least \$10M PRV. US Territories and Non-US Locations that do not meet criteria of at least ten (10) Acres OR at least \$10M PRV.

**DEPARTMENT OF DEFENSE**  
**Base Structure Report - As of 30 Sept 2013**

SITE	COMPONENT	NAME NEAREST CITY	BUILDINGS						ACRES OWNED	TOTAL ACRES	PRV (\$M)
			OWNED		LEASED		OTHER				
			COUNT	SQFT	COUNT	SQFT	COUNT	SQFT			
Fort Detrick	Army Active	Frederick	224	2,390,420	0	0	318	1,015,867	1,153	1,153	1,528.2
Fort George G Meade	Army Active	Fort Meade	289	5,939,594	10	40,912	1,210	4,796,504	5,067	5,067	2,531.8
Glenn Forest	Navy Active	Lexington Park	0	0	0	0	58	438,608	139	139	77.4
Governors Bridge Globecom Annex	Air Force Active	Davidsonville	2	26,540	0	0	0	0	864	864	28.1
Martin State Apt	Air Force Guard	Middle River	48	405,859	0	0	0	0	0	175	133.8
NAS Patuxent River	Navy Active	Patuxent River	522	6,764,929	0	0	66	300,643	6,398	6,398	2,824.3
National Naval Medical Center Bethesda	Navy Active	Bethesda	81	4,821,774	0	0	5	22,983	242	243	2,090.8
Naval Academy North Severn	Navy Active	Annapolis	74	682,247	0	0	43	237,262	806	806	296.8
NG Pvt Henry Costin	Army Guard	Laurel	3	56,225	0	0	0	0	23	23	15.0
NMIC Suitland	Navy Active	Suitland	8	822,021	0	0	0	0	42	42	229.8
NSA Annapolis	Navy Active	Annapolis	57	4,102,406	0	0	47	233,704	286	286	1,437.2
NSA Annapolis Chesapeake Bay Detach	Navy Active	Solomons	49	177,103	0	0	0	0	168	168	95.0
NSA Annapolis Gambrills	Navy Active	Annapolis	56	106,614	0	0	0	0	856	856	34.0
NSA South Potomac Stump Neck Area	Navy Active	Indian Head	88	399,064	0	0	1	1,353	1,087	1,087	138.0
NSWC Carderock	Navy Active	Bethesda	80	1,906,532	0	0	0	0	186	186	818.7
NSWC Indian Head	Navy Active	Indian Head	976	2,645,903	0	0	50	84,942	1,959	1,959	1,132.1
Solomons Island	Navy Active	Solomons	108	280,485	0	0	1	5,340	295	295	80.1
Summerfield FH Site 1	Air Force Active	Landover	0	0	194	1,942,174	0	0	0	234	356.3
Upper Yard Annapolis	Navy Active	Annapolis	45	560,582	0	0	57	417,258	69	69	355.0
USA Adelpi Laboratory Ctr	Army Active	Hyattsville	39	1,123,689	0	0	1	80	70	70	391.5
Walter Reed AMC Forest Glen	Army Active	Silver Spring	49	1,052,321	0	0	0	0	132	132	333.5
Walter Reed AMC Glen Haven	Army Active	Silver Spring	1	6,996	0	0	23	442,086	21	21	64.8
Webster Field	Navy Active	Saint Inigoes	72	568,631	0	0	1	190	968	968	299.6
<b>* OTHER SITE(S) : 84</b>			115	652,908	169	822,107	4	105,261	6,491	7,164	617.6
<b>Maryland Total:</b>			<b>4,862</b>	<b>56,387,671</b>	<b>373</b>	<b>2,805,193</b>	<b>1,947</b>	<b>9,067,355</b>	<b>108,205</b>	<b>109,301</b>	<b>23,331.9</b>

**Massachusetts**

4th MAW Chicopee Housing	Marine Corps Reserve	Chicopee	0	0	0	0	59	275,022	53	53	56.7
Barnes MAP (ANG)	Air Force Guard	Westfield	53	426,173	0	0	0	0	3	373	194.6
Cape Cod AS	Air Force Active	Bourne	16	109,722	0	0	0	0	0	101	53.8
Cpl G M Craig USARC/AMSA	Army Reserve	Brockton	3	70,109	0	0	0	0	14	14	20.0

\* US Locations that do not meet criteria of at least ten (10) Acres AND at least \$10M PRV. US Territories and Non-US Locations that do not meet criteria of at least ten (10) Acres OR at least \$10M PRV.

**DEPARTMENT OF DEFENSE**  
**Base Structure Report - As of 30 Sept 2013**

SITE	COMPONENT	NAME NEAREST CITY	BUILDINGS						ACRES OWNED	TOTAL ACRES	PRV (\$M)
			OWNED		LEASED		OTHER				
			COUNT	SQFT	COUNT	SQFT	COUNT	SQFT			
CSO NAS South Weymouth	Navy Active	Weymouth	146	794,224	0	0	0	0	1,518	1,518	461.0
CSO NAS South Weymouth Squantum Housing	Navy Active	Weymouth	38	107,962	0	0	0	0	28	28	22.3
Hanscom AFB	Air Force Active	Bedford	137	3,833,977	0	0	2	211,176	527	846	1,782.8
MTA Camp Edwards	Army Guard	Bourne	133	711,105	0	0	11	155,339	0	14,712	374.8
NAVPRO Pittsfield	Navy Active	Pittsfield	7	827,949	0	0	0	0	30	30	214.6
NG Rehoboth-TS Nike	Army Guard	Rehoboth	8	38,564	0	0	0	0	17	17	13.2
NG Westfield/Barnes	Army Guard	Westfield	4	67,557	0	0	0	0	0	36	27.9
NWIRP Bedford	Navy Active	Bedford	9	276,796	0	0	0	0	46	79	106.4
Otis ANGB	Air Force Guard	Mashpee	109	924,709	0	0	0	0	1,353	4,026	710.9
SSC Hudson Housing	Army Active	Natick	15	50,489	0	0	0	0	134	134	10.7
US Army Soldier Systems Center Natick	Army Active	Natick	80	940,894	0	0	0	0	78	78	335.3
Westover ARB	Air Force Reserve	Chicopee	125	1,659,025	0	0	0	0	2,123	2,193	983.9
<b>* OTHER SITE(S) : 37</b>			<b>296</b>	<b>3,161,368</b>	<b>3</b>	<b>30,431</b>	<b>13</b>	<b>153,910</b>	<b>222</b>	<b>427</b>	<b>1,078.5</b>
<b>Massachusetts Total:</b>			<b>1,179</b>	<b>14,000,623</b>	<b>3</b>	<b>30,431</b>	<b>85</b>	<b>795,447</b>	<b>6,146</b>	<b>24,665</b>	<b>6,447.4</b>
<b>Michigan</b>											
Alpena County Regional Airport	Air Force Guard	Alpena	89	460,577	0	0	0	0	0	657	198.4
Batt West Property Site 2	Air Force Guard	Battle Creek	7	64,724	0	0	0	0	0	159	15.1
CTC Fort Custer Trng Center	Army Guard	Augusta	127	698,588	0	0	0	0	7,570	7,570	242.6
Detroit Arsenal	Army Active	Warren	85	2,055,399	0	0	2	1,054	170	178	891.1
NG Grayling Airfield	Army Guard	Grayling	24	111,608	0	0	0	0	875	875	104.2
NOSC Battle Creek	Marine Corps Reserve	Battle Creek	6	58,116	0	0	0	0	26	158	15.7
Selfridge ANGB	Air Force Guard	Mount Clemens	257	2,419,350	0	0	0	0	3,079	3,593	1,075.5
W K Kellogg Airport	Air Force Guard	Battle Creek	29	352,304	0	0	0	0	0	140	129.5
W.K. KELLOGG SOUTH RAMP	Air Force Guard	Battle Creek	0	0	0	0	0	0	0	16	17.7
<b>* OTHER SITE(S) : 30</b>			<b>70</b>	<b>885,940</b>	<b>12</b>	<b>364,435</b>	<b>0</b>	<b>0</b>	<b>145</b>	<b>187</b>	<b>362.3</b>
<b>Michigan Total:</b>			<b>694</b>	<b>7,106,605</b>	<b>12</b>	<b>364,435</b>	<b>2</b>	<b>1,054</b>	<b>11,865</b>	<b>13,533</b>	<b>3,052.2</b>
<b>Minnesota</b>											
Duluth IAP	Air Force Guard	Duluth	33	406,072	0	0	0	0	1	318	137.5
Minneapolis-St Paul	Air Force Reserve	Minneapolis	89	1,123,749	0	0	0	0	215	246	429.6

\* US Locations that do not meet criteria of at least ten (10) Acres AND at least \$10M PRV. US Territories and Non-US Locations that do not meet criteria of at least ten (10) Acres OR at least \$10M PRV.

**DEPARTMENT OF DEFENSE**  
**Base Structure Report - As of 30 Sept 2013**

SITE	COMPONENT	NAME NEAREST CITY	BUILDINGS						ACRES OWNED	TOTAL ACRES	PRV (\$M)
			OWNED		LEASED		OTHER				
			COUNT	SQFT	COUNT	SQFT	COUNT	SQFT			
NG Arden Hills Army TS	Army Guard	St. Paul	48	251,749	0	0	0	0	1,496	1,496	95.0
NOSC Minneapolis	Navy Reserve	Minneapolis	1	97,226	1	1,100	0	0	12	12	28.7
NOSC Saint Paul	Navy Reserve	Minneapolis	4	69,174	0	0	0	0	10	11	20.0
Twin Cities AAP	Army Active	St. Paul	110	2,839,712	0	0	0	0	677	677	977.8
* OTHER SITE(S) : 25			44	711,575	5	20,344	0	0	122	128	196.1
<b>Minnesota Total:</b>			<b>329</b>	<b>5,499,257</b>	<b>6</b>	<b>21,444</b>	<b>0</b>	<b>0</b>	<b>2,533</b>	<b>2,888</b>	<b>1,884.7</b>
<b>Mississippi</b>											
Camp Keller (De Soto)	Navy Active	Biloxi	7	19,125	0	0	0	0	0	2,483	19.8
Camp Shelby Assault Runway	Air Force Guard	Camp Shelby	2	9,713	0	0	0	0	0	182	17.3
CBC Gulfport	Navy Active	Gulfport	192	4,592,149	0	0	256	837,544	1,094	1,098	1,164.7
CBC Gulfport Lakeside Housing	Navy Active	Pascagoula	7	193,860	0	0	0	0	33	33	37.2
Columbus AFB	Air Force Active	Columbus	175	1,658,149	0	0	0	0	4,411	4,919	736.1
Columbus Auxiliary Airfield	Air Force Active	Shuqualak	5	8,480	0	0	0	0	895	1,061	31.4
CTA Camp McCain	Army Guard	Grenada	97	401,247	0	0	0	0	12,972	12,972	143.4
Gulfport-Biloxi Regional Airport (ANG)	Air Force Guard	Gulfport	53	503,904	0	0	0	0	11	267	116.5
Jackson IAP, Thompson Field	Air Force Guard	Flowood	30	542,216	0	0	0	0	0	139	149.9
Keesler AFB	Air Force Active	Biloxi	229	6,984,972	0	0	2	4,870	1,597	1,670	1,831.4
Key Field	Air Force Guard	Meridian	38	404,095	0	0	0	0	0	120	199.0
MTA Camp Shelby	Army Guard	Hattiesburg	6	5,884	0	0	1,099	3,857,094	200	133,682	1,122.5
NAS Meridian	Navy Active	Meridian	143	1,651,721	0	0	176	303,167	8,061	8,065	710.2
OLF Bravo	Navy Active	Preston	7	13,363	0	0	0	0	1,255	1,463	45.3
* OTHER SITE(S) : 113			100	856,046	76	161,392	98	1,295,535	4,202	6,710	565.3
<b>Mississippi Total:</b>			<b>1,091</b>	<b>17,844,924</b>	<b>76</b>	<b>161,392</b>	<b>1,631</b>	<b>6,298,210</b>	<b>34,730</b>	<b>174,864</b>	<b>6,889.8</b>
<b>Missouri</b>											
Fort Leonard Wood	Army Active	Fort Leonard Wood	1,388	12,176,823	0	0	868	2,734,101	14	9,686	4,503.2
Fort Leonard Wood Range	Air Force Guard	Laquey	2	6,449	0	0	1	7,500	0	305	13.6
Jefferson Barracks ANG	Air Force Guard	Jefferson Barracks	4	941	30	379,997	0	0	0	135	108.5
Lake City AAP	Army Active	Independence	359	2,953,603	0	0	8	2,299	3,950	3,950	1,070.1
Lake Of The Ozarks Recreation	Army Active	Linn Creek	18	17,439	0	0	0	0	0	359	28.0
Lambert-St Louis	Air Force Guard	St. Louis	17	100,861	0	0	0	0	25	48	32.4
MCSPTACT Kansas City E Bales	Marine Corps Reserve	Belton	8	89,062	0	0	0	0	24	24	22.3

\* US Locations that do not meet criteria of at least ten (10) Acres AND at least \$10M PRV. US Territories and Non-US Locations that do not meet criteria of at least ten (10) Acres OR at least \$10M PRV.



**DEPARTMENT OF DEFENSE**  
**Base Structure Report - As of 30 Sept 2013**

SITE	COMPONENT	NAME NEAREST CITY	BUILDINGS						ACRES OWNED	TOTAL ACRES	PRV (\$M)
			OWNED		LEASED		OTHER				
			COUNT	SQFT	COUNT	SQFT	COUNT	SQFT			
MCSPTACT Kansas City PPV Housing	Marine Corps Reserve	Belton	0	0	0	0	239	676,340	41	89	125.8
MTA Camp Crowder Neosho	Army Guard	Neosho	55	180,389	0	0	0	0	4,362	4,362	84.6
NG MTA Camp Clark Nevada	Army Guard	Nevada	94	157,382	0	0	16	20,330	0	1,282	84.5
NG Springfield AVCRAD	Army Guard	Springfield	0	0	0	0	6	138,760	0	107	46.7
NG TS Clark Natl Forest Wappapello	Army Guard	Wappapello	11	16,402	0	0	0	0	2,200	2,200	10.7
NGA Arnold Site	Air Force Active	Arnold	2	228,979	0	0	0	0	34	36	51.4
NOSC Kansas City	Navy Reserve	Kansas City	0	0	2	51,948	0	0	0	10	13.1
Rosecrans MAP (139AG)	Air Force Guard	St. Joseph	42	333,937	0	0	0	0	54	475	131.8
St Louis AFS	Air Force Active	St. Louis	15	739,815	0	0	0	0	25	25	144.2
Whiteman AFB	Air Force Active	Whiteman AFB	878	5,228,713	0	0	1	1,964	4,478	6,026	2,245.0
<b>* OTHER SITE(S) : 41</b>			114	1,120,072	11	274,084	4	506,019	67	67	726.1
<b>Missouri Total:</b>			<b>3,007</b>	<b>23,350,867</b>	<b>43</b>	<b>706,029</b>	<b>1,143</b>	<b>4,087,313</b>	<b>15,275</b>	<b>29,187</b>	<b>9,442.0</b>
<b>Montana</b>											
Great Falls IAP	Air Force Guard	Great Falls	38	421,426	0	0	0	0	0	138	143.0
Malmstrom AF Missile Site P0	Air Force Active	Conrad	4	12,442	0	0	0	0	14	150	10.1
Malmstrom AF Missile Site Q0	Air Force Active	Shelby	4	12,442	0	0	0	0	15	137	11.8
Malmstrom AF Missile Site R21	Air Force Active	Conrad	1	937	0	0	0	0	6	109	10.1
Malmstrom AF Missile Site T0	Air Force Active	Valier	4	12,442	0	0	0	0	16	156	10.6
Malmstrom AFB	Air Force Active	Malmstrom AFB	516	3,925,102	0	0	0	0	3,189	3,628	1,752.0
MTA Fort Wm Henry Harrison	Army Guard	Helena	114	735,441	0	0	1	1,080	4,371	6,387	218.4
NG Fort Missoula - FMS 02	Army Guard	Missoula	11	71,013	0	0	0	0	14	14	14.9
NG Helena Aviation RC- AASF	Army Guard	Helena	12	222,287	0	0	0	0	0	60	62.2
NG MTA Limestone Hills	Army Guard	Townsend	5	8,128	0	0	3	2,024	0	19,997	49.3
<b>* OTHER SITE(S) : 241</b>			272	415,106	2	56	1	16,180	5,357	30,933	1,694.8
<b>Montana Total:</b>			<b>981</b>	<b>5,836,766</b>	<b>2</b>	<b>56</b>	<b>5</b>	<b>19,284</b>	<b>12,981</b>	<b>61,708</b>	<b>3,977.4</b>
<b>Nebraska</b>											
Camp Ashland	Army Guard	Ashland	52	210,192	0	0	0	0	980	980	67.4
Cornhusker AAP	Army Active	Grand Island	15	16,282	1	3,100	0	0	297	297	72.6
Lincoln MAP	Air Force Guard	Overbrook	23	349,206	0	0	0	0	97	114	112.9
NG Greenlief TS/UTES	Army Guard	Hastings	124	328,685	0	0	0	0	3,239	3,239	134.9

\* US Locations that do not meet criteria of at least ten (10) Acres AND at least \$10M PRV. US Territories and Non-US Locations that do not meet criteria of at least ten (10) Acres OR at least \$10M PRV.

**DEPARTMENT OF DEFENSE**  
**Base Structure Report - As of 30 Sept 2013**

SITE	COMPONENT	NAME NEAREST CITY	BUILDINGS						ACRES OWNED	TOTAL ACRES	PRV (\$M)
			OWNED		LEASED		OTHER				
			COUNT	SQFT	COUNT	SQFT	COUNT	SQFT			
NG Lincoln AASF/Readiness Center	Army Guard	Lincoln	10	351,485	0	0	0	0	65	65	87.6
NG Mead TS/FMS 06/UTES	Army Guard	Mead	28	144,100	0	0	0	0	1,212	1,212	48.8
Offutt AFB	Air Force Active	Offutt AFB	212	5,887,038	0	0	0	0	1,908	1,923	1,822.3
Offutt Communications Annex 2 Globecom	Air Force Active	Elkhorn	9	136,501	0	0	0	0	372	372	43.5
Offutt FH Annex	Air Force Active	Offutt AFB	24	384,929	0	0	0	0	790	793	197.1
<b>* OTHER SITE(S) : 111</b>			126	463,815	7	100,170	2	3,846	785	11,200	702.1
<b>Nebraska Total:</b>			<b>623</b>	<b>8,272,233</b>	<b>8</b>	<b>103,270</b>	<b>2</b>	<b>3,846</b>	<b>9,746</b>	<b>20,195</b>	<b>3,289.3</b>
<b><u>Nevada</u></b>											
Creech AFB	Air Force Active	Indian Springs	128	898,766	0	0	0	0	2,300	2,300	574.9
Hawthorne Army Depot	Army Active	Hawthorne	2,498	9,687,624	0	0	0	0	7,429	147,236	3,567.9
NAS Fallon	Navy Active	Fallon	308	2,160,969	0	0	160	266,279	4,428	12,502	1,098.0
NAS Fallon EW Range Fac	Navy Active	Fallon	9	40,174	0	0	0	0	0	1,831	59.2
NAS Fallon Target B-16	Navy Active	Fallon	1	480	0	0	0	0	0	27,300	22.4
NAS Fallon Target B-17	Navy Active	Fallon	3	4,544	0	0	0	0	0	52,940	29.4
NAS Fallon Target B-19	Navy Active	Fallon	6	4,080	0	0	0	0	0	29,276	26.8
NAS Fallon Target B-20	Navy Active	Fallon	3	554	0	0	0	0	19,429	41,117	22.5
Nellis AFB	Air Force Active	Las Vegas	616	6,199,973	0	0	1	111,253	5,214	14,160	3,185.9
Nellis Air Force Range	Air Force Active	Indian Springs	57	125,677	0	0	0	0	2,955,578	3,092,317	397.1
Nellis Water System Annex	Air Force Active	North Las Vegas	2	19,347	0	0	0	0	104	107	16.5
Reno Tahoe IAP	Air Force Guard	Reno	31	388,341	0	0	0	0	0	60	149.9
Tonopah AFS	Air Force Active	Tonopah	17	38,431	0	0	0	0	47	47	14.8
Tonopah Auxiliary Airfield Annex	Air Force Active	Tonopah	148	1,651,480	0	0	0	0	2,157	2,157	1,010.5
Tonopah Auxiliary Airfield Annex 2	Air Force Active	Tonopah	93	782,042	0	0	0	0	109	109	193.1
<b>* OTHER SITE(S) : 43</b>			42	245,556	5	25,162	2	11,244	22,374	108,666	130.7
<b>Nevada Total:</b>			<b>3,962</b>	<b>22,248,038</b>	<b>5</b>	<b>25,162</b>	<b>163</b>	<b>388,776</b>	<b>3,019,170</b>	<b>3,532,126</b>	<b>10,499.6</b>
<b><u>New Hampshire</u></b>											
New Boston AS	Air Force Active	New Boston	25	96,075	0	0	0	0	2,826	2,873	70.6
Newington Defense Fuel Support Point	Air Force Active	Newington	3	3,680	0	0	0	0	10	15	43.3
Pease ANGB	Air Force Guard	Portsmouth	45	495,305	0	0	2	834	219	219	222.8
<b>* OTHER SITE(S) : 6</b>			16	278,838	0	0	0	0	11	11	77.5

\* US Locations that do not meet criteria of at least ten (10) Acres AND at least \$10M PRV. US Territories and Non-US Locations that do not meet criteria of at least ten (10) Acres OR at least \$10M PRV.

**DEPARTMENT OF DEFENSE**  
**Base Structure Report - As of 30 Sept 2013**

SITE	COMPONENT	NAME NEAREST CITY	BUILDINGS						ACRES OWNED	TOTAL ACRES	PRV (\$M)
			OWNED		LEASED		OTHER				
			COUNT	SQFT	COUNT	SQFT	COUNT	SQFT			
<b>New Hampshire Total:</b>			<b>89</b>	<b>873,898</b>	<b>0</b>	<b>0</b>	<b>2</b>	<b>834</b>	<b>3,066</b>	<b>3,118</b>	<b>414.3</b>
<b><u>New Jersey</u></b>											
Air Mobility Warfare Center	Air Force Active	Fort Dix	12	267,159	0	0	0	0	27	27	77.7
Atlantic City IAP	Air Force Guard	Egg Harbor Township	40	424,889	0	0	3	19,680	296	296	174.7
Fort Dix	Air Force Active	Fort Dix	714	5,887,404	0	0	2	32,291	30,720	30,720	3,276.3
Fort Monmouth Main Post	Army Active	Red Bank	439	5,021,991	0	0	1	5,100	1,126	1,126	1,615.3
McGuire AFB	Air Force Active	McGuire AFB	268	5,119,748	0	0	0	0	3,563	3,620	2,472.7
McGuire Air Defense Missile Site	Air Force Active	New Egypt	20	130,430	0	0	2	5,310	219	219	687.9
NAWCADLKE Non-NIF Lakehurst	Air Force Active	Lakehurst	204	2,971,097	0	0	1	4,733	7,405	7,405	1,540.3
NWS Earle	Navy Active	Colts Neck	355	1,631,089	0	0	137	702,469	11,146	11,146	985.4
Picatinny Arsenal	Army Active	Dover	618	3,423,414	0	0	53	177,057	6,493	6,493	6,002.9
Warren Grove Range	Air Force Guard	Warren Grove	5	570	0	0	0	0	9,416	9,416	12.3
Waterfront Earle	Navy Active	Colts Neck	38	307,336	0	0	1	4,000	705	705	526.2
* OTHER SITE(S) : 21			46	664,703	0	0	1	3,600	74	339	203.0
<b>New Jersey Total:</b>			<b>2,759</b>	<b>25,849,830</b>	<b>0</b>	<b>0</b>	<b>201</b>	<b>954,240</b>	<b>71,189</b>	<b>71,512</b>	<b>17,574.8</b>
<b><u>New Mexico</u></b>											
Boles Wells Water System Annex	Air Force Active	Holloman AFB	3	6,431	0	0	0	0	2,694	7,417	33.5
Bonito Lake Water System Annex	Air Force Active	Holloman AFB	5	1,529	0	0	0	0	0	159	26.9
Cannon AFB	Air Force Active	Cannon AFB	432	3,201,523	0	0	0	0	3,460	4,213	1,293.5
Cannon AFB Site 2	Air Force Active	Cannon AFB	220	724,171	0	0	0	0	309	309	168.5
Cannon Meadows Housing Area	Air Force Active	Portales	0	0	151	249,897	0	0	0	39	42.4
Fort Bliss AAA Ranges	Army Active	Orogrande	559	1,383,189	0	0	14	7,256	977,394	995,404	1,042.3
Fort Wingate Depot Activity	Army Active	Fort Wingate	828	1,922,434	0	0	0	0	307	16,691	610.7
Holloman AFB	Air Force Active	Holloman AFB	474	5,448,988	0	0	20	579,390	10,601	53,603	2,795.5
Kirtland AFB	Air Force Active	Kirtland AFB	754	7,538,562	0	0	0	0	25,473	43,842	2,981.0
Melrose Air Force Range	Air Force Active	Floyd	12	17,479	0	0	0	0	58,524	79,973	65.0
White Sands	Navy Active	White Sands Msl Rge	43	214,455	0	0	0	0	85	85	67.2
White Sands Missile Range	Army Active	Las Cruces	1,103	4,758,019	0	0	474	842,341	2,293,431	2,293,431	2,892.2
* OTHER SITE(S) : 37			74	307,370	1	20	0	0	134,182	148,348	121.1
<b>New Mexico Total:</b>			<b>4,507</b>	<b>25,524,150</b>	<b>152</b>	<b>249,917</b>	<b>508</b>	<b>1,428,987</b>	<b>3,506,459</b>	<b>3,643,513</b>	<b>12,139.7</b>

\* US Locations that do not meet criteria of at least ten (10) Acres AND at least \$10M PRV. US Territories and Non-US Locations that do not meet criteria of at least ten (10) Acres OR at least \$10M PRV.

**DEPARTMENT OF DEFENSE**  
**Base Structure Report - As of 30 Sept 2013**

SITE	COMPONENT	NAME NEAREST CITY	BUILDINGS						ACRES OWNED	TOTAL ACRES	PRV (\$M)
			OWNED		LEASED		OTHER				
			COUNT	SQFT	COUNT	SQFT	COUNT	SQFT			
<b>New York</b>											
4th MARDIV Brooklyn	Marine Corps Reserve	New York City	6	125,956	0	0	0	0	72	72	48.2
Air Force Plant 59	Air Force Active	Johnson City	4	637,238	0	0	0	0	29	32	172.0
Fort Hamilton	Army Active	New York City	50	708,788	0	0	29	483,261	178	178	431.4
Francis S. Gabreski Airport	Air Force Guard	Westhampton Beach	30	358,866	0	0	0	0	0	89	148.1
Hancock Field	Air Force Guard	Syracuse	46	520,528	0	0	1	26,000	342	342	225.3
Housing Ballston	Navy Active	Saratoga Springs	0	0	0	0	60	156,565	31	31	26.4
MCRC Syracuse	Marine Corps Reserve	Syracuse	10	44,838	0	0	0	0	264	264	47.0
Naval Support Unit Saratoga Springs	Navy Active	Saratoga Springs	9	49,958	0	0	23	147,341	39	61	43.4
NAVSUBASE New London Mitchel Field	Navy Active	Hempstead	4	70,229	0	0	93	365,213	45	45	83.8
NAVSUBASE New London Mitchel Manor 1	Navy Active	Hempstead	0	0	0	0	15	221,845	30	30	40.9
NAVSUBASE New London Mitchel Manor 2	Navy Active	East Meadow	0	0	0	0	9	143,094	37	37	42.4
Neads Unit, Rome	Air Force Guard	Griffiss AFB	4	62,693	0	0	0	0	32	32	24.1
Newport Test Annex 2 Transmitter	Air Force Active	Newport	5	14,327	0	0	0	0	35	41	11.4
NG Farmingdale TS OMS 18	Army Guard	Farmingdale	3	216,024	0	0	0	0	13	13	52.5
NG Rochester CSMS C	Army Guard	Rochester	3	74,713	0	0	0	0	10	10	22.4
NG Youngstown TS	Army Guard	Ransomville	44	66,271	0	0	0	0	860	860	25.6
Niagara Falls	Air Force Reserve	Niagara Falls	92	1,053,847	0	0	0	0	545	982	419.6
NOSC Rochester	Navy Reserve	Rochester	2	53,138	1	1,095	0	0	10	10	15.4
NUWC Fishers Island	Navy Active	Fishers Island	8	17,754	0	0	0	0	72	72	12.3
Plattsburg AFB	Air Force Active	Plattsburgh	443	2,588,688	0	0	0	0	3,694	3,694	968.7
Rome Laboratory	Air Force Active	Rome	13	1,438,907	0	0	0	0	108	112	452.3
Schenectady MAP (ANG)	Air Force Guard	Scotia	37	428,303	0	0	0	0	0	129	149.8
Seneca Army Depot Activity	Army Active	Romulus	16	49,827	0	0	0	0	1,381	1,381	55.5
Stewart Annex	Army Active	Holtsville	4	68,493	0	0	0	0	10	10	31.7
Stewart IAP	Air Force Guard	Newburgh	50	919,336	0	0	1	33	41	309	471.7
Verona Defense Fuel Support Point	Air Force Active	Verona	8	6,878	0	0	0	0	35	35	30.9
Verona Test Annex	Air Force Active	Vernon	19	62,139	0	0	0	0	494	495	29.3
Watervliet Arsenal	Army Active	Troy	72	2,167,465	0	0	0	0	143	143	577.1

\* US Locations that do not meet criteria of at least ten (10) Acres AND at least \$10M PRV. US Territories and Non-US Locations that do not meet criteria of at least ten (10) Acres OR at least \$10M PRV.

**DEPARTMENT OF DEFENSE**  
**Base Structure Report - As of 30 Sept 2013**

SITE	COMPONENT	NAME NEAREST CITY	BUILDINGS						ACRES OWNED	TOTAL ACRES	PRV (\$M)
			OWNED		LEASED		OTHER				
			COUNT	SQFT	COUNT	SQFT	COUNT	SQFT			
West Point Mil Reservation	Army Active	West Point	484	7,419,720	1	19,054	136	1,188,116	16,068	16,068	3,699.5
* OTHER SITE(S) : 82			1,291	13,632,475	26	67,676	1,619	6,804,110	1,147	1,292	5,846.8
		<b>New York Total:</b>	<b>2,757</b>	<b>32,857,400</b>	<b>28</b>	<b>87,825</b>	<b>1,986</b>	<b>9,535,578</b>	<b>25,767</b>	<b>26,870</b>	<b>14,205.8</b>
<b>North Carolina</b>											
ALF Bogue	Marine Corps Active	Bogue	19	44,891	0	0	0	0	850	850	32.4
Camp Mackall	Army Active	Hoffman	66	309,891	0	0	0	0	7,917	63,197	147.7
Charlotte/Douglas IAP	Air Force Guard	Charlotte	32	379,947	0	0	0	0	0	103	139.3
Dare County Range	Air Force Active	Stumpy Point	13	10,620	0	0	0	0	46,595	46,604	16.2
Fort Bragg	Army Active	Fort Bragg	2,289	32,005,423	0	0	3,414	13,131,779	153,079	153,081	11,906.4
Fort Fisher Recreation Site	Air Force Active	Kure Beach	55	128,188	0	0	0	0	40	40	29.0
Greater Sandy Run Area Site	Marine Corps Active	Camp Lejeune	31	58,341	0	0	1	282	40,126	41,002	195.0
Harvey Point NC	Navy Active	Hertford	21	40,593	0	0	0	0	1,675	1,791	41.7
Housing/Heritage Village	Army Active	Raeford	0	0	252	658,104	0	0	0	70	72.3
MCAS Cherry Point	Marine Corps Active	Cherry Point	493	7,910,983	0	0	1,142	2,832,107	15,179	16,751	3,282.8
MCB Camp Lejeune	Marine Corps Active	Camp Lejeune	1,360	16,455,529	43	58,814	1,697	4,049,984	82,984	88,358	6,170.7
MCB Camp Lejeune Oak Grove	Marine Corps Active	Pollockville	2	4,825	0	0	0	0	976	976	122.8
MCB Camp Lejeune West Site	Marine Corps Active	Camp Lejeune	684	5,879,015	13	31,290	368	595,868	2,773	3,728	2,042.8
Military Ocean Tml Sunny Point	Army Active	Southport	90	255,960	0	0	0	0	16,318	16,318	693.2
NG Foothills Readiness Ctr/FMS 2	Army Guard	Lenoir	0	0	0	0	3	68,545	0	25	41.7
NOSC Greensboro NC	Navy Reserve	Greensboro	5	70,122	0	0	0	0	10	10	15.6
OLF Atlantic	Marine Corps Active	Bogue	8	19,168	0	0	0	0	5,079	5,458	56.6
Point Of Marsh Target	Marine Corps Active	Atlantic	8	21,066	0	0	0	0	12,460	12,460	16.3
Seymour Johnson AFB	Air Force Active	Seymour Johnson AFB	820	4,506,956	0	0	0	0	3,232	4,118	1,321.7
Stanly County Airport	Air Force Guard	New London	34	136,439	0	0	0	0	0	114	116.6
* OTHER SITE(S) : 77			361	3,152,507	8	19,069	1,084	5,316,455	1,940	1,249,569	1,679.1
		<b>North Carolina Total:</b>	<b>6,391</b>	<b>71,390,464</b>	<b>316</b>	<b>767,277</b>	<b>7,709</b>	<b>25,995,020</b>	<b>391,233</b>	<b>1,704,623</b>	<b>28,139.7</b>
<b>North Dakota</b>											

\* US Locations that do not meet criteria of at least ten (10) Acres AND at least \$10M PRV. US Territories and Non-US Locations that do not meet criteria of at least ten (10) Acres OR at least \$10M PRV.

**DEPARTMENT OF DEFENSE**  
**Base Structure Report - As of 30 Sept 2013**

SITE	COMPONENT	NAME NEAREST CITY	BUILDINGS						ACRES OWNED	TOTAL ACRES	PRV (\$M)
			OWNED		LEASED		OTHER				
			COUNT	SQFT	COUNT	SQFT	COUNT	SQFT			
Cavalier AS	Air Force Active	Mountain	32	410,951	0	0	1	384	278	295	153.2
Defense Fuel Support Point	Air Force Active	Grand Forks	4	7,129	0	0	0	0	11	28	66.8
Grand Forks AFB	Air Force Active	Grand Forks AFB	603	4,652,792	0	0	0	0	4,830	5,420	1,515.7
Hector IAP	Air Force Guard	Fargo	36	460,007	0	0	1	4,225	0	256	170.6
Mickelsen Stanley R SFG MSR	Army Reserve	Nekoma	13	277,261	0	0	0	0	631	631	94.7
Mickelsen Stanley R SFG RSL 1	Army Reserve	Hampden	2	15,267	0	0	0	0	315	315	10.0
Mickelsen Stanley R SFG RSL 3	Army Reserve	Nekoma	3	15,130	0	0	0	0	333	333	11.8
Mickelsen Stanley R SFG RSL 4	Army Reserve	Fairdale	2	15,409	0	0	0	0	318	318	10.8
Minot AFB	Air Force Active	Minot AFB	1,242	8,084,075	0	0	0	0	4,965	5,616	2,520.6
NG Grand Forks Armory	Army Guard	Grand Forks	1	90,659	0	0	0	0	0	11	21.5
NG Minot MD	Army Guard	Minot	1	121,697	0	0	0	0	0	22	33.4
<b>* OTHER SITE(S) : 178</b>			<b>384</b>	<b>317,890</b>	<b>4</b>	<b>11,918</b>	<b>0</b>	<b>0</b>	<b>3,599</b>	<b>21,409</b>	<b>1,179.2</b>
<b>North Dakota Total:</b>			<b>2,323</b>	<b>14,468,267</b>	<b>4</b>	<b>11,918</b>	<b>2</b>	<b>4,609</b>	<b>15,280</b>	<b>34,654</b>	<b>5,788.2</b>
<b><u>Northern Mariana Islands</u></b>											
9th RRC - Saipan	Army Reserve	Unknown	5	15,706	0	0	2	280	0	0	18.3
AMERICAN MEMORIAL PARK	Navy Active	Saipan, Mariana Isl	0	0	0	0	0	0	0	133	0.0
Farrallon De Medinilla	Navy Active	Saipan, Mariana Isl	0	0	0	0	0	0	0	206	0.0
NAVBASE Guam Tinian	Navy Active	Tinian, Mariana Isl	0	0	0	0	0	0	0	15,347	0.1
<b>* OTHER SITE(S) : 1</b>			<b>0</b>	<b>0</b>	<b>0</b>	<b>0</b>	<b>0</b>	<b>0</b>	<b>0</b>	<b>5</b>	<b>0.0</b>
<b>Northern Mariana Islands Total:</b>			<b>5</b>	<b>15,706</b>	<b>0</b>	<b>0</b>	<b>2</b>	<b>280</b>	<b>0</b>	<b>15,691</b>	<b>18.4</b>
<b><u>Ohio</u></b>											
Blue Ash ANGS	Air Force Guard	Blue Ash	15	51,903	0	0	0	0	0	12	13.7
Bratenahl	Navy Active	Cleveland	11	77,147	0	0	0	0	27	31	21.9
Camp Perry (ANG)	Air Force Guard	Port Clinton	14	79,957	1	12,545	0	0	0	59	34.1
Defense Supply Center Columbus	Army Active	Columbus	64	3,723,900	0	0	0	0	489	489	822.4
Mansfield Lahm MAP	Air Force Guard	Mansfield	29	284,916	0	0	0	0	0	290	99.8
Mansfield MD	Army Guard	Mansfield	3	84,920	0	0	0	0	24	24	21.6
MCRC Brook Park	Marine Corps Reserve	Brook Park	5	63,486	0	0	0	0	11	11	14.8
NG Camp Sherman TS	Army Guard	Chillicothe	11	61,467	0	0	0	0	463	463	19.4
NG Defense Supply Center Columbus ARNG Support Center	Army Guard	Columbus	4	218,217	0	0	0	0	40	40	52.0
NG McConnsville TS	Army Guard	McConnsville	13	187,448	0	0	0	0	444	444	43.0

\* US Locations that do not meet criteria of at least ten (10) Acres AND at least \$10M PRV. US Territories and Non-US Locations that do not meet criteria of at least ten (10) Acres OR at least \$10M PRV.

**DEPARTMENT OF DEFENSE**  
**Base Structure Report - As of 30 Sept 2013**

SITE	COMPONENT	NAME NEAREST CITY	BUILDINGS						ACRES OWNED	TOTAL ACRES	PRV (\$M)
			OWNED		LEASED		OTHER				
			COUNT	SQFT	COUNT	SQFT	COUNT	SQFT			
NG Rickenbacker (MTA)	Army Guard	Columbus	28	334,669	0	0	0	0	124	124	96.2
NOSC Columbus	Navy Reserve	Columbus	8	136,503	0	0	0	0	24	42	30.9
NOSC Toledo	Navy Reserve	Toledo	3	53,341	0	0	0	0	14	14	14.9
Ravenna AAP	Army Active	Ravenna	25	181,169	0	0	0	0	1,280	1,280	74.2
Ravenna Training and Log Site	Army Guard	Newton Falls	916	3,202,200	0	0	0	0	20,160	20,160	876.4
Rickenbacker IAP (ANG)	Air Force Guard	Columbus	22	471,553	0	0	0	0	1,019	1,025	241.6
Springfield Beckley MAP	Air Force Guard	Springfield	38	399,691	0	0	0	0	0	157	120.3
Toledo/Exp Airport	Air Force Guard	Swanton	45	374,608	0	0	0	0	0	135	114.0
US Army Joint Sys Mfg Ctr Lima	Army Active	Lima	43	1,620,917	0	0	0	0	369	369	355.5
Wright-Patt Site 2	Air Force Active	Wright-Patterson AFB	204	8,924,293	0	0	0	0	2,366	2,366	3,240.9
Wright-Patterson AFB	Air Force Active	Wright-Patterson AFB	391	7,874,116	0	0	0	0	5,314	5,823	2,727.1
Youngstown Joint ARS	Air Force Reserve	Vienna	70	732,479	0	0	0	0	230	659	236.3
<b>* OTHER SITE(S) : 40</b>			88	1,480,432	8	49,440	0	0	39	865	466.6
<b>Ohio Total:</b>			<b>2,050</b>	<b>30,619,331</b>	<b>9</b>	<b>61,985</b>	<b>0</b>	<b>0</b>	<b>32,436</b>	<b>34,880</b>	<b>9,737.5</b>
<b>Oklahoma</b>											
Altus AFB	Air Force Active	Jackson	162	2,631,914	0	0	0	0	2,424	6,830	1,169.2
Camp Gruber	Army Guard	Braggs	149	437,638	0	0	0	0	33,027	33,027	219.8
Fort Sill	Army Active	Fort Sill	1,062	12,385,688	1	220	794	2,612,345	93,839	93,841	3,945.0
Kegelman Air Force Auxiliary Field	Air Force Active	Jet	7	11,093	0	0	0	0	1,066	1,284	36.0
McAlester AAP	Army Active	McAlester	2,185	9,749,940	0	0	0	0	44,962	44,968	2,547.9
NG Regional Trng Inst	Army Guard	Oklahoma City	10	179,642	0	0	0	0	33	33	39.4
Tinker Aerospace Complex	Air Force Active	Oklahoma City	1	334	12	3,949,493	0	0	0	407	1,007.5
Tinker AFB	Air Force Active	Oklahoma City	414	14,587,790	0	0	0	0	3,945	4,842	4,153.5
TINKER AFB SITE #3	Air Force Active	Oklahoma City	8	144,471	0	0	0	0	26	26	37.9
Tinker Support Annex	Air Force Active	Oklahoma City	22	154,644	0	0	0	0	89	133	46.7
Tulsa IAP	Air Force Guard	Tulsa	44	364,320	0	0	0	0	0	102	100.3
Vance AFB	Air Force Active	Enid	127	1,487,793	0	0	0	0	2,121	3,738	624.8
Will Rogers World Airport	Air Force Guard	Oklahoma City	35	348,645	0	0	1	128	0	133	106.1
<b>* OTHER SITE(S) : 33</b>			33	194,238	20	82,079	0	0	976	995	80.4
<b>Oklahoma Total:</b>			<b>4,259</b>	<b>42,678,149</b>	<b>33</b>	<b>4,031,792</b>	<b>795</b>	<b>2,612,473</b>	<b>182,508</b>	<b>190,359</b>	<b>14,114.5</b>

\* US Locations that do not meet criteria of at least ten (10) Acres AND at least \$10M PRV. US Territories and Non-US Locations that do not meet criteria of at least ten (10) Acres OR at least \$10M PRV.

**DEPARTMENT OF DEFENSE**  
**Base Structure Report - As of 30 Sept 2013**

SITE	COMPONENT	NAME NEAREST CITY	BUILDINGS						ACRES OWNED	TOTAL ACRES	PRV (\$M)
			OWNED		LEASED		OTHER				
			COUNT	SQFT	COUNT	SQFT	COUNT	SQFT			
<b>Oregon</b>											
Klamath Falls Airport-Kingsley Field (ANG)	Air Force Guard	Kingsley Field	30	256,161	0	0	0	0	55	1,022	119.1
Naval Weapons Systems Training Facility Boardman	Navy Active	Boardman	4	8,248	0	0	0	0	19,223	62,871	26.0
NG Bend Cotef	Army Guard	Bend	1	73,694	0	0	0	0	160	160	23.2
NG Biak Training Center	Army Guard	Powell Butte	3	33,580	0	0	10	28,984	76	44,121	32.6
NG Camp Adair Corvallis	Army Guard	Corvallis	10	17,438	0	0	0	0	527	527	16.5
NOSC Portland	Navy Reserve	Portland	8	74,005	0	0	0	0	14	14	25.8
Portland IAP	Air Force Guard	Portland	68	747,185	0	0	0	0	0	246	278.8
Umatilla Chem Depot	Army Active	Hermiston	1,229	3,688,334	0	0	0	0	11,449	19,729	1,272.9
* OTHER SITE(S) : 18			47	321,450	1	6	1	9,470	6	2,565	98.9
<b>Oregon Total:</b>			<b>1,400</b>	<b>5,220,095</b>	<b>1</b>	<b>6</b>	<b>11</b>	<b>38,454</b>	<b>31,510</b>	<b>131,255</b>	<b>1,893.7</b>
<b>Pennsylvania</b>											
Carlisle Barracks	Army Active	Carlisle	95	1,055,547	0	0	64	306,947	70	70	596.9
CSO Philadelphia PA NH	Navy Active	Philadelphia	55	698,061	0	0	0	0	49	49	331.7
CSO Warminster NAWC-AD	Navy Active	Warminster	63	1,410,278	0	0	0	0	542	542	589.4
Defense Distrib Depot Susq	Army Active	New Cumberland	134	7,685,093	0	0	0	0	848	848	1,687.4
Fort Indiantown Gap	Army Guard	Annville	710	3,617,401	0	0	2	14,622	17,222	17,222	1,283.4
Fort Indiantown Gap AGS	Air Force Guard	Annville	29	159,044	0	0	0	0	0	190	44.5
Harrisburg IAP (ANG)	Air Force Guard	Middletown	39	321,884	1	15,077	0	0	0	42	100.6
Letterkenny Army Depot	Army Active	Chambersburg	1,356	5,600,633	16	1,023,459	1	3,740	18,660	18,668	1,791.9
NAS JRB Willow Grove	Navy Active	Willow Grove	94	983,812	0	0	0	0	835	918	444.3
NG Fort Mifflin	Army Guard	Philadelphia	10	60,685	0	0	0	0	14	14	13.1
NOSC Mc Lehigh Valley	Navy Reserve	Bethlehem	7	65,212	0	0	0	0	19	19	17.6
NOSC Pittsburgh	Navy Reserve	Pittsburgh	4	66,135	0	0	0	0	13	13	17.2
NSA Mechanicsburg	Navy Active	Mechanicsburg	118	8,640,391	2	1,400	1	38,911	818	819	1,649.2
NSA Mechanicsburg Det Philadelphia	Navy Active	Philadelphia	29	2,233,773	0	0	0	0	134	134	761.2
NSA Mechanicsburg Det Philadelphia Annex PNBC	Navy Active	Philadelphia	47	2,275,276	0	0	0	0	262	262	1,196.9
Pittsburgh IAP (ANG)	Air Force Guard	Coraopolis	37	415,822	0	0	0	0	0	179	151.1
Pittsburgh IAP (ARS)	Air Force Reserve	Coraopolis	57	541,942	0	0	0	0	12	180	168.8

\* US Locations that do not meet criteria of at least ten (10) Acres AND at least \$10M PRV. US Territories and Non-US Locations that do not meet criteria of at least ten (10) Acres OR at least \$10M PRV.



**DEPARTMENT OF DEFENSE**  
**Base Structure Report - As of 30 Sept 2013**

SITE	COMPONENT	NAME NEAREST CITY	BUILDINGS						ACRES OWNED	TOTAL ACRES	PRV (\$M)
			OWNED		LEASED		OTHER				
			COUNT	SQFT	COUNT	SQFT	COUNT	SQFT			
Raven Rock Site	Washington Headquarters Services	Fairfield	68	636,261	0	0	0	0	716	716	235.0
Scranton AAP	Army Active	Scranton	8	386,634	0	0	0	0	15	15	149.4
Tobyhanna Army Depot	Army Active	Tobyhanna	154	4,638,450	0	0	0	0	1,296	1,296	1,100.0
Willow Grove JRB	Air Force Guard	Horsham	73	934,766	0	0	2	1,644	207	207	321.6
<b>* OTHER SITE(S) : 107</b>			<b>356</b>	<b>3,304,503</b>	<b>19</b>	<b>325,227</b>	<b>1</b>	<b>258</b>	<b>233</b>	<b>739</b>	<b>1,069.4</b>
<b>Pennsylvania Total:</b>			<b>3,543</b>	<b>45,731,603</b>	<b>38</b>	<b>1,365,163</b>	<b>71</b>	<b>366,122</b>	<b>41,967</b>	<b>43,144</b>	<b>13,720.6</b>
<b><u>Puerto Rico</u></b>											
AMSA 161 (G)	Army Reserve	Unknown	3	45,710	0	0	0	0	0	0	14.3
Cabeza De Perro	Navy Active	Ceiba	0	0	0	0	0	0	29	29	0.0
Cpt E. Rubio Jr./Puerto Nuevo	Army Reserve	Puerto Nuevo	8	88,729	0	0	0	0	0	0	22.9
Fort Allen	Navy Active	Juana Diaz	2	8,067	0	0	0	0	0	117	2.4
Fort Buchanan	Army Reserve	Guaynabo	292	1,674,511	0	0	8	92,240	0	0	523.9
Isabela N00207-AB	Air Force Active	Isabela	8	36,413	0	0	0	0	413	413	16.6
Lajas Radar Site (TARS 16)	Air Force Active	Unknown	8	10,264	0	0	0	0	0	23	8.5
Low Frequency Transmitter Site Aguada	Navy Active	Aguada	3	13,027	0	0	0	0	388	388	8.4
LTC H.G. Pesquera/Fort Allen	Army Reserve	Fort Buchanan	6	109,916	0	0	0	0	0	0	30.9
Luis Munoz Marin IAP	Air Force Guard	Carolina	40	341,494	0	0	0	0	0	95	121.1
Mount Pirata	Navy Active	Vieques	1	330	0	0	0	0	59	59	1.6
MTA Camp Santiago Rq	Army Guard	Salinas	311	819,213	0	0	0	0	11,930	11,930	298.6
Naval Activity Puerto Rico	Navy Active	Roosevelt	1,246	4,939,765	0	0	1	52,255	8,193	8,239	1,657.2
NG Fort Allen	Army Guard	Juana Diaz	106	438,278	0	0	0	0	776	776	123.8
NSGA Sabana Seca	Navy Active	Sabana Seca	169	456,796	0	0	0	0	2,778	2,927	185.8
Pico Del Este - AFWTF	Navy Active	Naguabo	9	20,063	0	0	0	0	0	0	12.6
Pineros Island	Navy Active	Ceiba	0	0	0	0	0	0	325	325	0.0
Punta Borinquen Radar Site	Air Force Guard	Aguadilla	10	53,235	0	0	0	0	6	6	16.2
Punta Salinas Radar Site	Air Force Guard	Toa Baja	17	45,952	0	0	0	0	30	30	15.5
Ramey AF Solar Observatory Research Site	Air Force Active	Aguadilla	7	6,236	0	0	0	0	74	81	2.1
Ramey USARC/Aquadilla	Army Reserve	Aguadilla	7	170,196	0	0	0	0	5	5	27.1
Roosevelt Rds Nav Sta USARC	Army Reserve	Roosevelt Ros Naval Station	6	100,052	0	0	0	0	0	0	24.4
Salinas N00207-JA	Air Force Active	Salinas	2	6,567	0	0	0	0	249	249	4.1

\* US Locations that do not meet criteria of at least ten (10) Acres AND at least \$10M PRV. US Territories and Non-US Locations that do not meet criteria of at least ten (10) Acres OR at least \$10M PRV.

**DEPARTMENT OF DEFENSE**  
**Base Structure Report - As of 30 Sept 2013**

SITE	COMPONENT	NAME NEAREST CITY	BUILDINGS						ACRES OWNED	TOTAL ACRES	PRV (\$M)
			OWNED		LEASED		OTHER				
			COUNT	SQFT	COUNT	SQFT	COUNT	SQFT			
Vieques West	Navy Active	Vieques	0	0	0	0	0	0	62	62	0.0
Vieques West	Navy Active	Vieques	2	8,031	0	0	0	0	373	386	3.0
* OTHER SITE(S) : 12			33	134,001	4	30,272	0	0	0	0	43.3
<b>Puerto Rico Total:</b>			<b>2,296</b>	<b>9,526,846</b>	<b>4</b>	<b>30,272</b>	<b>9</b>	<b>144,495</b>	<b>25,693</b>	<b>26,144</b>	<b>3,164.3</b>
<b><u>Rhode Island</u></b>											
CSO Davisville CBC	Navy Active	Davisville	162	2,643,843	0	0	0	0	910	910	744.9
Fort Adams	Navy Active	Newport	20	97,544	0	0	0	0	24	24	27.5
Gould Island	Navy Active	Jamestown	1	28,155	0	0	0	0	13	13	18.2
NG Camp Fogarty TS	Army Guard	East Greenwich	37	289,063	0	0	0	0	374	374	108.1
NG N Smithfield	Army Guard	Slatersville	8	32,209	0	0	0	0	24	24	11.0
North Smithfield ANGS	Air Force Guard	Slatersville	8	62,919	0	0	0	0	24	34	20.6
NS Newport	Navy Active	Newport	280	5,736,886	0	0	2	177	1,327	1,329	2,719.9
NS Newport Melville	Navy Active	Portsmouth	35	84,144	0	0	0	0	18	18	214.6
Quonset State Airport	Air Force Guard	North Kingstown	31	429,237	0	0	1	1,762	0	106	177.2
* OTHER SITE(S) : 17			567	2,472,332	3	4,716	0	0	24	64	628.3
<b>Rhode Island Total:</b>			<b>1,149</b>	<b>11,876,332</b>	<b>3</b>	<b>4,716</b>	<b>3</b>	<b>1,939</b>	<b>2,738</b>	<b>2,895</b>	<b>4,670.4</b>
<b><u>South Carolina</u></b>											
Charleston AFB	Air Force Active	Charleston	242	3,394,770	0	0	0	0	3,118	3,877	1,199.0
Charleston Defense Fuel Support Point	Air Force Active	Charleston	7	5,223	0	0	0	0	44	56	109.0
Hunley Park Military FH	Air Force Active	Charleston	5	17,401	0	0	0	0	271	271	14.7
MCAS Beaufort	Marine Corps Active	Beaufort	283	2,564,304	0	0	290	540,679	5,691	6,267	1,153.1
MCAS Beaufort LB Housing	Marine Corps Active	Laurel Bay	22	236,882	0	0	1,106	1,503,415	1,077	1,077	347.0
McEntire Joint NGB	Air Force Guard	Columbia	79	711,030	0	0	0	0	2,344	2,473	252.8
MCRD Beaufort Parris Island	Marine Corps Active	Parris Island	321	4,155,269	0	0	198	531,461	8,047	8,080	1,387.8
NAVHOSP Beaufort	Navy Active	Beaufort	21	432,412	0	0	33	90,213	126	127	238.2
NG MTA Clarks Hill Reservation	Army Guard	Plum Branch	32	37,283	0	0	0	0	871	871	14.2
North Air Force Auxiliary Field	Air Force Active	North	6	33,195	0	0	0	0	2,279	2,393	73.1
NWS Charleston	Air Force Active	Goose Creek	588	4,834,340	0	0	5	29,852	15,446	16,729	1,727.5
NWS Charleston North Yard	Air Force Active	North Charleston	11	278,808	0	0	0	0	21	21	87.5

\* US Locations that do not meet criteria of at least ten (10) Acres AND at least \$10M PRV. US Territories and Non-US Locations that do not meet criteria of at least ten (10) Acres OR at least \$10M PRV.

**DEPARTMENT OF DEFENSE**  
**Base Structure Report - As of 30 Sept 2013**

SITE	COMPONENT	NAME NEAREST CITY	BUILDINGS						ACRES OWNED	TOTAL ACRES	PRV (\$M)
			OWNED		LEASED		OTHER				
			COUNT	SQFT	COUNT	SQFT	COUNT	SQFT			
NWS Charleston Short Stay	Air Force Active	Moncks Corner	42	58,091	0	0	0	0	0	57	11.0
Shaw AFB	Air Force Active	Shaw AFB	298	3,528,295	0	0	0	0	3,377	3,476	1,223.1
* OTHER SITE(S) : 44			1,075	10,205,018	3	269,633	54	484,495	13,089	13,353	2,801.2
<b>South Carolina Total:</b>			<b>3,032</b>	<b>30,492,321</b>	<b>3</b>	<b>269,633</b>	<b>1,686</b>	<b>3,180,115</b>	<b>55,800</b>	<b>59,129</b>	<b>10,639.3</b>
<b>South Dakota</b>											
Ellsworth AFB Site 1	Air Force Active	Ellsworth AFB	364	4,119,995	251	1,177,843	0	0	4,693	5,328	1,735.8
Ellsworth AFB Site 2	Air Force Active	Box Elder	114	679,024	0	0	0	0	663	851	330.0
Joe Foss Field	Air Force Guard	Sioux Falls	37	457,748	3	51,167	0	0	0	217	152.7
* OTHER SITE(S) : 15			14	107,670	0	0	0	0	2,878	3,297	31.9
<b>South Dakota Total:</b>			<b>529</b>	<b>5,364,437</b>	<b>254</b>	<b>1,229,010</b>	<b>0</b>	<b>0</b>	<b>8,234</b>	<b>9,694</b>	<b>2,250.3</b>
<b>Tennessee</b>											
Arnold AS	Air Force Active	Arnold AFB	332	2,821,835	0	0	2	16,020	38,861	38,862	7,802.1
Fort Campbell TN	Army Active	Clarksville	680	6,943,294	0	0	867	2,432,678	69,265	69,301	2,804.3
Holston AAP	Army Active	Kingsport	495	2,443,036	0	0	4	18,724	6,117	6,117	912.6
McGhee Tyson Airport	Air Force Guard	Louisville	79	814,964	0	0	1	72	0	346	234.5
Memphis IAP	Air Force Guard	Memphis	19	448,850	0	0	1	56,100	0	119	143.4
Milan AAP	Army Active	Milan	1,429	3,650,972	0	0	11	24,671	22,357	22,357	1,185.2
Nashville IAP	Air Force Guard	Nashville	35	432,811	0	0	0	0	0	88	118.0
NG VTS Milan	Army Guard	Milan	65	233,850	0	0	0	0	2,490	2,490	63.3
NG VTS Smyrna	Army Guard	Smyrna	43	521,191	0	0	12	89,843	847	857	156.6
NOSC Knoxville	Navy Reserve	Knoxville	1	46,476	0	0	0	0	11	11	10.3
NSA Midsouth Memphis	Navy Active	Millington	153	2,557,718	23	36,518	368	761,216	1,475	1,867	800.1
NSWC Carderock Div	Navy Active	Memphis	4	486,354	0	0	0	0	61	140	150.8
* OTHER SITE(S) : 36			123	4,596,358	20	66,644	1	64	127	148	731.4
<b>Tennessee Total:</b>			<b>3,458</b>	<b>25,997,709</b>	<b>43</b>	<b>103,162</b>	<b>1,267</b>	<b>3,399,388</b>	<b>141,611</b>	<b>142,702</b>	<b>15,112.6</b>
<b>Texas</b>											
Air Force Plant 4	Air Force Active	Fort Worth	87	5,576,292	0	0	0	0	636	727	1,248.9
ALF Cabaniss	Navy Active	Corpus Christi	3	5,520	0	0	0	0	931	953	51.6
ALF Orange	Navy Active	Orange Grove	18	18,364	0	0	0	0	1,596	1,596	104.5
ALF Waldron	Navy Active	Corpus Christi	2	4,000	0	0	0	0	901	903	55.6
Brooks AFB	Air Force Active	Brooks AFB	0	0	82	1,337,073	0	0	0	280	353.8

\* US Locations that do not meet criteria of at least ten (10) Acres AND at least \$10M PRV. US Territories and Non-US Locations that do not meet criteria of at least ten (10) Acres OR at least \$10M PRV.

**DEPARTMENT OF DEFENSE**  
**Base Structure Report - As of 30 Sept 2013**

SITE	COMPONENT	NAME NEAREST CITY	BUILDINGS						ACRES OWNED	TOTAL ACRES	PRV (\$M)
			OWNED		LEASED		OTHER				
			COUNT	SQFT	COUNT	SQFT	COUNT	SQFT			
Camp Bullis	Air Force Active	San Antonio	291	792,465	0	0	0	0	27,993	27,993	272.6
Camp Stanley Stor Actv	Army Active	Boerne	187	678,528	0	0	0	0	4,000	4,000	151.8
Camp Swift	Army Guard	Bastrop	100	242,986	0	0	0	0	11,715	11,715	93.5
Canyon Lake Recreation Annex	Air Force Active	Canyon Lake	42	30,628	0	0	0	0	0	358	16.0
Dixie Target Range	Navy Active	Seven Sisters	8	19,296	0	0	0	0	6,761	7,825	50.0
Dyess AFB	Air Force Active	Abilene	747	4,711,125	0	0	0	0	3,120	6,320	1,584.8
Eldorado AFS	Air Force Active	Eldorado	7	114,791	0	0	0	0	119	128	39.3
Ellington Field	Air Force Guard	Houston	55	502,539	0	0	3	80,633	213	213	147.9
Fort Bliss	Army Active	El Paso	1,241	20,493,622	300	556,313	2,859	7,918,246	122,127	122,127	7,769.2
Fort Hood	Army Active	Killeen	2,080	20,909,831	298	350,677	3,235	11,289,707	208,932	214,223	8,797.9
Fort Sam Houston	Air Force Active	Fort Sam Houston	411	11,038,841	0	0	0	0	2,653	2,745	2,568.4
Fort Wolters	Army Guard	Mineral Wells	66	114,308	0	0	0	0	3,990	3,990	73.5
Goodfellow AFB	Air Force Active	San Angelo	155	2,596,632	0	0	0	0	1,183	1,218	607.7
Hensley Field AGS	Air Force Guard	Dallas	0	0	8	62,487	0	0	0	23	13.1
Kelly AFB	Air Force Active	San Antonio	2	258	22	1,773,489	0	0	435	435	362.4
Kelly Field Annex	Air Force Active	Kelly AFB	137	2,318,604	0	0	0	0	2,211	2,788	779.1
Lackland AFB	Air Force Active	San Antonio	407	10,208,112	0	0	3	18,192	2,713	2,720	2,492.4
Lackland Training Annex	Air Force Active	Lackland AFB	267	1,605,498	0	0	1	192	4,017	4,028	461.0
Laughlin AFB	Air Force Active	Del Rio	190	1,939,871	0	0	0	0	4,355	4,692	741.1
Laughlin AFB Aux 1	Air Force Active	Quemado	6	5,145	0	0	0	0	402	724	24.7
Lone Star AAP	Army Active	Texarkana	839	2,904,727	0	0	0	0	15,571	15,571	880.9
Longhorn AAP	Army Active	Amarillo	379	1,080,134	0	0	0	0	8,493	8,493	278.2
Medical Center Annex Site 1	Air Force Active	Fort Sam Houston	36	3,124,367	0	0	3	62,728	189	189	965.2
Nalf Goliad	Navy Active	Berclair	3	12,666	0	0	0	0	1,136	1,136	72.8
NAS Corpus Christi	Navy Active	Corpus Christi	287	5,407,361	0	0	11	202,328	2,625	2,630	1,554.1
NAS JRB Fort Worth	Navy Active	Fort Worth	277	3,065,500	0	0	86	419,926	2,081	2,342	1,007.6
NAS Kingsville	Navy Active	Kingsville	152	1,099,219	0	0	1	143	3,987	3,987	509.7
NG Camp Bowie - Musgrave	Army Guard	Brownwood	12	13,358	0	0	0	0	3,858	3,858	11.2
NG Houston - Westheimer	Army Guard	Houston	4	94,915	0	0	0	0	29	29	18.7
NG Saginaw	Army Guard	Fort Worth	34	260,735	0	0	0	0	143	143	49.6
NG Temple	Army Guard	Temple	6	61,876	0	0	0	0	20	20	17.7
NOSC Harlingen	Navy Reserve	Harlingen	3	63,683	0	0	0	0	0	15	13.0
NOSC San Antonio	Navy Reserve	San Antonio	9	774,539	0	0	0	0	14	14	130.1
NOSC-MCRC El Paso	Navy Reserve	El Paso	4	41,424	0	0	0	0	0	14	10.0
Randolph AFB	Air Force Active	Universal City	251	4,161,648	0	0	1	652	2,903	3,137	1,328.2

\* US Locations that do not meet criteria of at least ten (10) Acres AND at least \$10M PRV. US Territories and Non-US Locations that do not meet criteria of at least ten (10) Acres OR at least \$10M PRV.

**DEPARTMENT OF DEFENSE**  
**Base Structure Report - As of 30 Sept 2013**

SITE	COMPONENT	NAME NEAREST CITY	BUILDINGS						ACRES OWNED	TOTAL ACRES	PRV (\$M)
			OWNED		LEASED		OTHER				
			COUNT	SQFT	COUNT	SQFT	COUNT	SQFT			
Red River Army Depot	Army Active	Texarkana	998	7,223,569	24	441,658	14	38,055	15,840	15,846	1,550.0
Seguin Air Force Auxiliary Field	Air Force Active	Sequin	5	3,962	0	0	0	0	957	957	70.9
Sheppard AFB	Air Force Active	Wichita Falls	350	7,434,061	0	0	0	0	4,598	5,297	2,102.6
<b>* OTHER SITE(S) : 186</b>			490	4,210,182	94	1,126,090	52	658,071	4,076	8,601	1,391.7
<b>Texas Total:</b>			<b>10,648</b>	<b>124,965,182</b>	<b>828</b>	<b>5,647,787</b>	<b>6,269</b>	<b>20,688,873</b>	<b>477,523</b>	<b>495,002</b>	<b>40,823.2</b>
<b>Utah</b>											
Deseret Chemical Depot	Army Active	Stockton	324	1,384,035	0	0	2	960	4,198	19,364	440.6
Dugway Proving Ground	Army Active	Dugway	615	2,048,191	1	2,880	5	82,232	19,830	798,214	1,325.4
Fort Douglas MD Complex	Army Reserve	Salt Lake City	21	403,159	1	6,204	0	0	50	50	96.9
Green River Test Complex	Army Active	Las Cruces	31	52,362	0	0	0	0	3,628	3,628	45.4
Hill AFB	Air Force Active	Hill AFB	767	12,813,276	0	0	0	0	517	6,946	4,165.1
Little Mountain Test Annex	Air Force Active	Ogden	19	124,693	0	0	0	0	731	731	71.0
MTA-L Camp Williams	Army Guard	Riverton	128	103,048	0	0	172	959,282	0	21,379	292.8
NAVSUPPDET Monterey Det	Navy Active	Magna	136	379,427	0	0	0	0	512	512	141.6
NG Saint George/FMS	Army Guard	St. George	9	56,093	0	0	0	0	0	70	12.3
Salt Lake City IAP	Air Force Guard	Salt Lake City	51	494,147	0	0	0	0	0	135	163.2
Tooele Army Depot	Army Active	Tooele	1,056	2,634,723	20	664,116	1	4,617	19,887	23,914	1,407.0
Utah Test and Training Range South	Air Force Active	Wendover	33	27,350	0	0	0	0	555,687	572,656	47.5
UTTR - North	Air Force Active	Grouse Creek	83	420,971	0	0	0	0	348,767	366,877	187.8
<b>* OTHER SITE(S) : 79</b>			53	683,301	2	20,880	3	8,508	141	417	156.4
<b>Utah Total:</b>			<b>3,326</b>	<b>21,624,776</b>	<b>24</b>	<b>694,080</b>	<b>183</b>	<b>1,055,599</b>	<b>953,947</b>	<b>1,814,893</b>	<b>8,553.2</b>
<b>Vermont</b>											
Burlington IAP	Air Force Guard	South Burlington	43	426,211	0	0	0	0	0	281	150.8
NG Ethan Allen AFB MTA	Army Guard	Colchester	41	230,366	0	0	1	1,650	667	667	58.5
NG So Burlington AASF and RC	Army Guard	South Burlington	3	149,828	0	0	0	0	27	27	42.3
NG TS Ethan Allen Range	Army Guard	Jericho	116	329,074	0	0	1	1,988	10,380	10,380	139.3
<b>* OTHER SITE(S) : 9</b>			18	301,815	1	17,000	0	0	27	27	44.3
<b>Vermont Total:</b>			<b>221</b>	<b>1,437,293</b>	<b>1</b>	<b>17,000</b>	<b>2</b>	<b>3,638</b>	<b>11,101</b>	<b>11,382</b>	<b>435.3</b>
<b>Virgin Islands</b>											
NG 210th RTI Hams Bluff	Army Guard	Frederiksted	2	8,247	0	0	0	0	56	56	5.6

\* US Locations that do not meet criteria of at least ten (10) Acres AND at least \$10M PRV. US Territories and Non-US Locations that do not meet criteria of at least ten (10) Acres OR at least \$10M PRV.

**DEPARTMENT OF DEFENSE**  
**Base Structure Report - As of 30 Sept 2013**

SITE	COMPONENT	NAME NEAREST CITY	BUILDINGS						ACRES OWNED	TOTAL ACRES	PRV (\$M)
			OWNED		LEASED		OTHER				
			COUNT	SQFT	COUNT	SQFT	COUNT	SQFT			
NG Bethlehem Military Compound	Army Guard	Christiansted	17	173,176	0	0	0	0	69	69	72.6
NG Sprat Hall	Army Guard	Frederiksted	3	32,156	0	0	0	0	24	24	10.0
* OTHER SITE(S) : 4			12	47,834	3	17,635	1	600	11	16	23.5
<b>Virgin Islands Total:</b>			<b>34</b>	<b>261,413</b>	<b>3</b>	<b>17,635</b>	<b>1</b>	<b>600</b>	<b>160</b>	<b>165</b>	<b>111.7</b>
<b>Virginia</b>											
ALF Fentress Chesapeake	Navy Active	Virginia Beach	13	21,747	0	0	0	0	2,527	2,741	61.6
Arlington National Cemetery	Army Active	Arlington	39	193,213	0	0	1	96	625	625	60.2
Arlington Service Center	Navy Active	Arlington	10	260,428	0	0	4	8,256	18	31	73.0
Byrd Field	Air Force Guard	Sandston	4	54,865	0	0	0	0	0	16	11.2
Camp Peary (Non-Cnic)	Navy Active	Williamsburg	33	126,039	0	0	1	250	9,274	9,276	21.9
Camp Pendleton (ANG)	Air Force Guard	Virginia Beach	10	95,524	0	0	0	0	0	60	27.7
Cheatham Annex	Navy Active	Williamsburg	195	3,228,399	0	0	0	0	1,567	2,360	563.6
Craney Island	Navy Active	Portsmouth	28	62,384	0	0	0	0	916	937	341.0
Defense General Supply Center	Army Active	Richmond	71	4,776,262	0	0	0	0	674	674	779.8
Elizabeth River Channel	Navy Active	Norfolk	5	13,897	0	0	0	0	0	11	35.9
Fort A P Hill	Army Active	Bowling Green	420	1,298,710	0	0	2	2,037	75,794	75,819	574.6
Fort Belvoir	Army Active	Fort Belvoir	442	9,302,742	0	0	949	3,947,851	8,670	8,670	3,954.8
Fort Eustis	Air Force Active	Newport News	416	6,546,541	0	0	0	0	7,932	7,933	1,791.9
Fort Lee	Army Active	Fort Lee	437	10,090,820	0	0	268	613,828	5,805	5,907	2,635.1
Fort Monroe	Army Active	Hampton	274	2,019,810	0	0	5	208,293	160,050	160,050	489.4
Fort Myer	Army Active	Arlington	175	2,414,592	0	0	4	50,687	270	270	644.5
Fort Pickett, ARNG MTC	Army Guard	Blackstone	509	2,307,845	0	0	0	0	41,595	43,065	869.8
Fort Story	Navy Active	Norfolk	231	1,242,215	0	0	94	462,508	1,450	1,452	497.9
Langley AFB	Air Force Active	Langley AFB	285	5,569,965	0	0	0	0	3,766	3,992	1,833.5
Langley FH Annex	Air Force Active	Hampton	7	59,678	0	0	0	0	302	302	17.8
MCB Quantico	Marine Corps Active	Quantico	582	8,070,444	0	0	413	2,375,223	55,155	60,320	3,690.0
Midway Research Center	Navy Active	Stafford	8	25,908	0	0	0	0	162	162	12.1
NAS Oceana	Navy Active	Virginia Beach	294	4,006,561	0	0	56	110,214	776	1,087	1,493.3
NAS Oceana Dam Neck	Navy Active	Virginia Beach	173	3,293,715	1	1,511	101	912,419	1,913	1,915	1,069.9
NAS Oceana Midway Manor	Navy Active	Virginia Beach	2	2,105	0	0	179	636,546	97	100	102.5
NAS Oceana NEXCOM Headquarters	Navy Active	Virginia Beach	2	93,960	2	375,166	0	0	10	31	67.3
Naval Medical Center Portsmouth	Navy Active	Portsmouth	33	2,213,779	0	0	3	5,891	111	111	922.3

\* US Locations that do not meet criteria of at least ten (10) Acres AND at least \$10M PRV. US Territories and Non-US Locations that do not meet criteria of at least ten (10) Acres OR at least \$10M PRV.

**DEPARTMENT OF DEFENSE**  
**Base Structure Report - As of 30 Sept 2013**

SITE	COMPONENT	NAME NEAREST CITY	BUILDINGS						ACRES OWNED	TOTAL ACRES	PRV (\$M)
			OWNED		LEASED		OTHER				
			COUNT	SQFT	COUNT	SQFT	COUNT	SQFT			
NAVPHIBASE Little Creek	Navy Active	Norfolk	382	4,734,516	0	0	376	1,066,154	2,155	2,805	2,101.9
NG AASF Byrd Field	Army Guard	Sandston	26	106,970	0	0	0	0	0	92	36.2
NG Army Guard Readiness Center	Army Guard	Arlington	3	463,710	0	0	0	0	15	15	69.9
NG Camp Pendleton SMR	Army Guard	Virginia Beach	0	0	0	0	133	388,857	0	257	81.4
NG Sandston Armory	Army Guard	Sandston	21	80,140	0	0	0	0	29	29	18.3
NOSC Richmond	Navy Reserve	Chesterfield	4	46,566	0	0	0	0	10	10	10.5
NS Norfolk	Navy Active	Norfolk	527	15,343,055	0	0	369	1,456,926	3,599	3,603	5,627.3
NSA Norfolk	Navy Active	Norfolk	203	2,382,744	0	0	677	2,046,971	801	801	982.5
NSA Norfolk Fire Fighters School	Navy Active	Norfolk	6	45,371	0	0	0	0	12	13	14.0
NSA Norfolk Lafayette Rvr Complex	Navy Active	Norfolk	11	230,257	0	0	2	13,395	20	20	68.4
NSA Norfolk New Gosport/NNSY	Navy Active	Portsmouth	4	28,846	0	0	0	0	57	57	17.6
NSA Norfolk NSY	Navy Active	Portsmouth	162	6,043,259	0	0	11	64,215	551	585	2,557.5
NSA Norfolk NW Chesapeake	Navy Active	Chesapeake	197	937,723	0	0	0	0	2,805	3,798	352.2
NSA Norfolk SDA Area	Navy Active	Norfolk	17	960,636	0	0	0	0	90	91	145.4
NSA Norfolk South Gate	Navy Active	Portsmouth	22	166,004	0	0	0	0	63	63	81.1
NSA Norfolk St Helena Norfolk	Navy Active	Norfolk	4	7,414	0	0	0	0	12	12	56.9
NSA Norfolk St Juliens Creek Annex	Navy Active	Portsmouth	73	630,459	0	0	0	0	490	499	206.3
NSA Norfolk Stanley Court/NNSY	Navy Active	Portsmouth	0	0	0	0	80	161,865	16	16	23.6
NSA South Potomac	Navy Active	Dahlgren	328	3,117,608	0	0	270	393,508	2,677	2,677	1,148.4
NSA South Potomac Pumpkin Neck	Navy Active	King George	24	46,701	0	0	0	0	1,641	1,641	27.0
NWS Yorktown	Navy Active	Yorktown	433	2,967,550	0	0	138	531,347	10,356	10,637	980.0
Pentagon Reservation	Washington Headquarters Services	Pentagon, Arlington	32	6,881,105	0	0	0	0	220	220	4,960.6
Radford AAP	Army Active	Radford	1,131	4,059,966	0	0	0	0	6,901	6,901	1,479.4
Rivanna Station	Army Active	Charlottesville	9	265,724	0	0	0	0	76	76	37.1
Wallops Island	Navy Active	Wallops Island	93	407,949	0	0	0	0	5	90	133.8
Yorktown Fuel Depot	Navy Active	Yorktown	48	23,471	0	0	0	0	111	111	125.3
<b>* OTHER SITE(S) : 143</b>			129	5,869,990	112	5,652,233	3	11,040	3,729	16,557	2,422.3
<b>Virginia Total:</b>			<b>8,587</b>	<b>123,239,882</b>	<b>115</b>	<b>6,028,910</b>	<b>4,139</b>	<b>15,468,377</b>	<b>415,903</b>	<b>439,596</b>	<b>46,407.4</b>

**Wake Islands**

Wake Island Airfield	Air Force Active	Wake Island	104	427,332	0	0	0	0	2,600	2,600	786.8
----------------------	------------------	-------------	-----	---------	---	---	---	---	-------	-------	-------

\* US Locations that do not meet criteria of at least ten (10) Acres AND at least \$10M PRV. US Territories and Non-US Locations that do not meet criteria of at least ten (10) Acres OR at least \$10M PRV.

**DEPARTMENT OF DEFENSE**  
**Base Structure Report - As of 30 Sept 2013**

SITE	COMPONENT	NAME NEAREST CITY	BUILDINGS						ACRES OWNED	TOTAL ACRES	PRV (\$M)
			OWNED		LEASED		OTHER				
			COUNT	SQFT	COUNT	SQFT	COUNT	SQFT			
<b>Wake Islands Total:</b>			<b>104</b>	<b>427,332</b>	<b>0</b>	<b>0</b>	<b>0</b>	<b>0</b>	<b>2,600</b>	<b>2,600</b>	<b>786.8</b>
<b>Washington</b>											
Bremerton	Navy Active	Bremerton	90	2,810,776	0	0	61	188,557	117	120	1,520.5
Bremerton RR	Navy Active	Shelton	0	0	0	0	0	0	1,232	1,232	28.9
Camp Murray AGS	Air Force Guard	Tacoma	16	169,522	0	0	0	0	0	42	51.4
Cusick Survival TS	Air Force Active	Cusick	10	23,055	0	0	0	0	0	494,250	15.0
Fairchild AFB	Air Force Active	Fairchild AFB	285	4,448,752	0	0	0	0	4,343	5,197	1,852.9
Fort Lewis	Army Active	Tacoma	2,119	23,958,023	1	14	2,964	7,982,421	84,932	90,286	10,415.2
Four Lakes Communications Station (ANG)	Air Force Guard	Cheney	16	67,484	0	0	0	0	63	156	20.8
Grant Training Annex	Army Active	Moses Lake	0	0	1	0	0	0	0	35	38.2
Jackson Park Hsg	Navy Active	Bremerton	221	1,571,316	0	0	0	0	209	209	476.4
Jim Creek	Navy Active	Oso	61	117,926	0	0	0	0	3,839	4,901	139.3
Keyport NUWC	Navy Active	Keyport	113	1,295,665	0	0	35	67,005	356	358	478.0
Manchester	Navy Active	Bremerton	19	85,932	0	0	0	0	234	234	293.8
Marysville	Navy Active	Marysville	14	285,788	0	0	0	0	52	52	81.3
Mukilteo Defense Fuel Support Point	Air Force Active	Mukilteo	11	20,470	0	0	0	0	20	20	109.2
NAS Whidbey Island	Navy Active	Oak Harbor	236	3,052,064	0	0	70	357,653	4,358	4,361	1,639.9
NAS Whidbey Island Sea Plane Base	Navy Active	Oak Harbor	71	551,934	0	0	931	2,625,480	2,784	2,785	799.7
NAVBASE Kitsap Bremerton	Navy Active	Bangor	611	5,435,040	0	0	349	2,120,564	6,603	6,609	3,566.6
NAVMAG Indian Island	Navy Active	Port Townsend	160	489,723	0	0	0	0	2,716	2,716	316.2
NG Kent	Army Guard	Kent	9	83,222	0	0	0	0	15	15	21.4
NOSC Spokane	Navy Reserve	Spokane	9	68,291	0	0	0	0	23	23	19.1
NS Everett	Navy Active	Everett	61	972,606	0	0	0	0	213	213	673.2
OLF Coupeville	Navy Active	Coupeville	6	6,566	0	0	3	2,262	664	1,060	42.3
Paine Field ANGS	Air Force Guard	Everett	9	46,399	0	0	0	0	15	15	13.9
Shipyards Puget Sound	Navy Active	Bremerton	159	3,934,785	1	11,992	1	100	570	570	3,056.3
Spokane IAP (AGS)	Air Force Guard	Spokane	9	74,752	0	0	0	0	0	35	20.3
White Bluff Site 1	Air Force Active	Spokane	16	121,743	0	0	0	0	86	86	40.4
Yakima Training Center	Army Active	Yakima	226	890,926	4	301	0	0	323,249	323,432	821.7
<b>* OTHER SITE(S) : 75</b>			<b>132</b>	<b>963,183</b>	<b>3</b>	<b>62,484</b>	<b>39</b>	<b>174,337</b>	<b>2,244</b>	<b>3,444</b>	<b>409.8</b>
<b>Washington Total:</b>			<b>4,689</b>	<b>51,545,943</b>	<b>10</b>	<b>74,791</b>	<b>4,453</b>	<b>13,518,379</b>	<b>438,938</b>	<b>942,457</b>	<b>26,961.8</b>

\* US Locations that do not meet criteria of at least ten (10) Acres AND at least \$10M PRV. US Territories and Non-US Locations that do not meet criteria of at least ten (10) Acres OR at least \$10M PRV.



**DEPARTMENT OF DEFENSE**  
**Base Structure Report - As of 30 Sept 2013**

SITE	COMPONENT	NAME NEAREST CITY	BUILDINGS						ACRES OWNED	TOTAL ACRES	PRV (\$M)
			OWNED		LEASED		OTHER				
			COUNT	SQFT	COUNT	SQFT	COUNT	SQFT			
<b>West Virginia</b>											
Allegany Ballistics Lab	Navy Active	Keyser	170	1,724,413	0	0	0	0	1,639	1,785	515.9
EWVRA Shepherd Field	Air Force Guard	Martinsburg	31	476,415	0	0	3	184,506	0	341	228.6
NG Camp Dawson MD	Army Guard	Kingwood	3	58,797	0	0	0	0	10	10	13.1
NG Eleanor	Army Guard	Red House	7	397,131	0	0	0	0	47	47	91.7
NG Volkstone	Army Guard	Kingwood	6	7,660	0	0	0	0	504	504	21.6
NIOC Sugar Grove	Navy Active	Sugar Grove	50	158,627	2	204	43	136,162	647	648	107.3
Yeager Airport	Air Force Guard	Charleston	31	415,417	0	0	0	0	0	283	166.5
* OTHER SITE(S) : 31			92	734,167	0	0	0	0	20	20	232.6
<b>West Virginia Total:</b>			<b>390</b>	<b>3,972,627</b>	<b>2</b>	<b>204</b>	<b>46</b>	<b>320,668</b>	<b>2,866</b>	<b>3,637</b>	<b>1,377.3</b>
<b>Wisconsin</b>											
Badger AAP	Army Active	Baraboo	44	159,717	0	0	0	0	3,581	3,581	204.9
Fort McCoy	Army Reserve	Sparta	1,409	6,664,887	1	1,785	14	107,151	0	40	2,186.3
Gen Mitchell IAP	Air Force Guard	Milwaukee	22	323,837	0	0	3	11,273	0	99	127.2
Hardwood Weapons Range (ANG)	Air Force Guard	Necedah	4	11,041	0	0	0	0	0	7,865	11.0
NOSC Green Bay	Navy Reserve	Ashwaubenon	2	41,861	0	0	0	0	10	10	11.4
Truax ANGB	Air Force Guard	Madison	50	748,262	0	0	0	0	35	149	232.2
Volk ANGB	Air Force Guard	Camp Douglas	130	594,444	0	0	0	0	0	2,385	290.5
* OTHER SITE(S) : 32			70	748,952	4	110,903	5	3,251	176	371	267.5
<b>Wisconsin Total:</b>			<b>1,731</b>	<b>9,293,001</b>	<b>5</b>	<b>112,688</b>	<b>22</b>	<b>121,675</b>	<b>3,803</b>	<b>14,500</b>	<b>3,331.0</b>
<b>Wyoming</b>											
Cheyenne Regional Apt	Air Force Guard	Cheyenne	35	435,770	0	0	0	0	0	727	137.7
F E Warren AFB	Air Force Active	Cheyenne	248	3,337,460	0	0	1	5,000	6,834	6,834	1,164.7
Francis E Warren AF Missile Site P7	Air Force Active	Cheyenne	1	603	0	0	0	0	2	328	11.2
* OTHER SITE(S) : 89			85	111,453	1	30,000	2	12,836	292	24,078	531.0
<b>Wyoming Total:</b>			<b>369</b>	<b>3,885,286</b>	<b>1</b>	<b>30,000</b>	<b>3</b>	<b>17,836</b>	<b>7,128</b>	<b>31,967</b>	<b>1,844.6</b>
<b>US/US Territories Total:</b>			<b>160,417</b>	<b>1,589,053,055</b>	<b>3,340</b>	<b>31,617,331</b>	<b>70,083</b>	<b>267,306,991</b>	<b>14,465,224</b>	<b>24,203,384</b>	<b>710,826</b>

\* US Locations that do not meet criteria of at least ten (10) Acres AND at least \$10M PRV. US Territories and Non-US Locations that do not meet criteria of at least ten (10) Acres OR at least \$10M PRV.

**DEPARTMENT OF DEFENSE**  
**Base Structure Report - As of 30 Sept 2013**

SITE	COMPONENT	NAME NEAREST CITY	BUILDINGS						ACRES OWNED	TOTAL ACRES	PRV (\$M)
			OWNED		LEASED		OTHER				
			COUNT	SQFT	COUNT	SQFT	COUNT	SQFT			
<b>Antigua</b>											
Antigua AS	Air Force Active	St. Johns	39	154,517	0	0	0	0	0	175	122.8
<b>Antigua Total:</b>			<b>39</b>	<b>154,517</b>	<b>0</b>	<b>0</b>	<b>0</b>	<b>0</b>	<b>0</b>	<b>175</b>	<b>122.8</b>
<b>Aruba</b>											
* OTHER SITE(S) : 1			0	0	1	3,200	0	0	0	0	2.5
<b>Aruba Total:</b>			<b>0</b>	<b>0</b>	<b>1</b>	<b>3,200</b>	<b>0</b>	<b>0</b>	<b>0</b>	<b>0</b>	<b>2.5</b>
<b>Australia</b>											
Area A-VLF	Navy Active	Exmouth	0	0	0	0	0	0	0	5,510	0.0
Area C-HFR	Navy Active	Exmouth	0	0	0	0	0	0	0	9,463	0.0
NAVCOMMSTA H E Holt	Navy Active	Northwest Cape	0	0	0	0	50	406,553	0	5,099	317.4
* OTHER SITE(S) : 3			42	31,943	1	5,013	0	0	0	5	13.6
<b>Australia Total:</b>			<b>42</b>	<b>31,943</b>	<b>1</b>	<b>5,013</b>	<b>50</b>	<b>406,553</b>	<b>0</b>	<b>20,077</b>	<b>331.0</b>
<b>Bahamas</b>											
AUTEC Big Wood Cay	Navy Active	Andros Island	0	0	0	0	0	0	0	34	2.9
AUTEC Golding Cay	Navy Active	Andros Island	0	0	0	0	0	0	0	29	5.1
AUTEC Great Stirrup	Navy Active	Andros Island	0	0	0	0	0	0	0	12	0.8
AUTEC High Point Cay	Navy Active	Andros Island	0	0	0	0	0	0	0	14	2.7
AUTEC Main Base	Navy Active	Andros Island	133	656,858	0	0	0	0	0	420	390.0
AUTEC Salvador Point	Navy Active	Andros Island	10	11,395	0	0	0	0	0	31	14.6
<b>Bahamas Total:</b>			<b>143</b>	<b>668,253</b>	<b>0</b>	<b>0</b>	<b>0</b>	<b>0</b>	<b>0</b>	<b>541</b>	<b>416.0</b>
<b>Bahrain</b>											
NSA Bahrain	Navy Active	Manama	147	1,150,469	1	483	1	308	0	66	500.2
NSA Bahrain - Aviation Unit Muharraq	Navy Active	Al Jufayr	12	22,349	3	83,255	0	0	0	3	44.7
NSA Bahrain - Banz Wrhs Compound	Navy Active	Al Jufayr	2	811	13	952,213	0	0	0	14	195.8
NSA Bahrain - Dependent School	Navy Active	Al Jufayr	2	243	7	261,584	0	0	0	26	102.5
NSA Bahrain - Mina Sulman Pier Area	Navy Active	Al Jufayr	6	2,297	3	93,950	0	0	0	0	76.6
Nsa-li	Navy Active	Manama	10	139,130	0	0	0	0	0	87	163.3
Sheik Isa	Navy Active	Unknown	42	79,688	0	0	0	0	0	0	24.3

\* US Locations that do not meet criteria of at least ten (10) Acres AND at least \$10M PRV. US Territories and Non-US Locations that do not meet criteria of at least ten (10) Acres OR at least \$10M PRV.

**DEPARTMENT OF DEFENSE**  
**Base Structure Report - As of 30 Sept 2013**

SITE	COMPONENT	NAME NEAREST CITY	BUILDINGS						ACRES OWNED	TOTAL ACRES	PRV (\$M)
			OWNED		LEASED		OTHER				
			COUNT	SQFT	COUNT	SQFT	COUNT	SQFT			
* OTHER SITE(S) : 3			19	11,476	3	16,476	0	0	0	0	9.2
<b>Bahrain Total:</b>			<b>240</b>	<b>1,406,462</b>	<b>30</b>	<b>1,407,961</b>	<b>1</b>	<b>308</b>	<b>0</b>	<b>197</b>	<b>1,116.6</b>
<b>Belgium</b>											
Brussels	Army Active	Brussels	0	0	9	30,377	0	0	0	0	61.6
Chievres AB	Army Active	Chievres Ab	56	365,902	0	0	67	407,470	0	0	539.5
Daumerie Caserne	Army Active	Chievres	2	328	0	0	37	251,650	0	0	129.2
Kleine Brogel AB	Air Force Active	Kleine-Brogel	10	27,020	0	0	5	15,998	0	1	19.1
Mons	Army Active	Mons	1	7,112	10	191,822	0	0	0	0	46.5
Shape Headquarters	Army Active	Mons	5	41,807	0	0	28	335,217	0	0	153.1
Sterrebeek Dependent School	Army Active	Brussels	12	64,425	0	0	0	0	0	0	62.0
* OTHER SITE(S) : 3			2	1,771	5	23,439	5	23,087	0	0	16.0
<b>Belgium Total:</b>			<b>88</b>	<b>508,364</b>	<b>24</b>	<b>245,638</b>	<b>142</b>	<b>1,033,422</b>	<b>0</b>	<b>1</b>	<b>1,026.9</b>
<b>Br Indian Ocean Territories</b>											
NAVSUPPFAC Diego Garcia	Navy Active	Diego Garcia, Naval Facility	622	2,701,803	0	0	0	0	0	7,000	2,798.5
<b>Br Indian Ocean Territories Total:</b>			<b>622</b>	<b>2,701,803</b>	<b>0</b>	<b>0</b>	<b>0</b>	<b>0</b>	<b>0</b>	<b>7,000</b>	<b>2,798.5</b>
<b>Bulgaria</b>											
Novo Selo Training Area	Army Active	Unknown	76	347,076	0	0	0	0	0	0	65.4
<b>Bulgaria Total:</b>			<b>76</b>	<b>347,076</b>	<b>0</b>	<b>0</b>	<b>0</b>	<b>0</b>	<b>0</b>	<b>0</b>	<b>65.4</b>
<b>Cambodia</b>											
* OTHER SITE(S) : 1			0	0	3	6,726	0	0	0	0	2.3
<b>Cambodia Total:</b>			<b>0</b>	<b>0</b>	<b>3</b>	<b>6,726</b>	<b>0</b>	<b>0</b>	<b>0</b>	<b>0</b>	<b>2.3</b>
<b>Canada</b>											
ARGENTIA NEWFOUNDLAND	Navy Active	Placentia,	0	0	0	0	0	0	0	185	0.0
* OTHER SITE(S) : 2			0	0	1	144	0	0	0	1	0.1
<b>Canada Total:</b>			<b>0</b>	<b>0</b>	<b>1</b>	<b>144</b>	<b>0</b>	<b>0</b>	<b>0</b>	<b>186</b>	<b>0.1</b>
<b>Colombia</b>											
* OTHER SITE(S) : 2			1	1,950	6	12,797	0	0	0	1	3.6

\* US Locations that do not meet criteria of at least ten (10) Acres AND at least \$10M PRV. US Territories and Non-US Locations that do not meet criteria of at least ten (10) Acres OR at least \$10M PRV.

**DEPARTMENT OF DEFENSE**  
**Base Structure Report - As of 30 Sept 2013**

SITE	COMPONENT	NAME NEAREST CITY	BUILDINGS						ACRES OWNED	TOTAL ACRES	PRV (\$M)
			OWNED		LEASED		OTHER				
			COUNT	SQFT	COUNT	SQFT	COUNT	SQFT			
		<b>Colombia Total:</b>	<b>1</b>	<b>1,950</b>	<b>6</b>	<b>12,797</b>	<b>0</b>	<b>0</b>	<b>0</b>	<b>1</b>	<b>3.6</b>
<b>Costa Rica</b>											
* OTHER SITE(S) : 1			0	0	0	0	1	1,098	0	1	0.5
		<b>Costa Rica Total:</b>	<b>0</b>	<b>0</b>	<b>0</b>	<b>0</b>	<b>1</b>	<b>1,098</b>	<b>0</b>	<b>1</b>	<b>0.5</b>
<b>Cuba</b>											
NS Guantanamo Bay	Navy Active	Guantanamo Bay	1,362	5,880,483	0	0	7	10,032	0	28,817	3,471.6
		<b>Cuba Total:</b>	<b>1,362</b>	<b>5,880,483</b>	<b>0</b>	<b>0</b>	<b>7</b>	<b>10,032</b>	<b>0</b>	<b>28,817</b>	<b>3,471.6</b>
<b>Denmark</b>											
Karup AB	Air Force Active	Karup	0	0	0	0	29	72,409	0	0	144.4
* OTHER SITE(S) : 1			0	0	4	7,425	0	0	0	0	1.6
		<b>Denmark Total:</b>	<b>0</b>	<b>0</b>	<b>4</b>	<b>7,425</b>	<b>29</b>	<b>72,409</b>	<b>0</b>	<b>0</b>	<b>146.0</b>
<b>Djibouti</b>											
Camp Lemonier Djibouti	Navy Active	Djibouti	1,243	783,882	0	0	1	432	0	572	594.5
		<b>Djibouti Total:</b>	<b>1,243</b>	<b>783,882</b>	<b>0</b>	<b>0</b>	<b>1</b>	<b>432</b>	<b>0</b>	<b>572</b>	<b>594.5</b>
<b>Egypt</b>											
Naval Medical Research Unit Three Cairo Egypt	Navy Active	Cairo	21	94,913	3	19,683	0	0	0	3	55.8
* OTHER SITE(S) : 1			0	0	13	26,703	0	0	0	0	7.7
		<b>Egypt Total:</b>	<b>21</b>	<b>94,913</b>	<b>16</b>	<b>46,386</b>	<b>0</b>	<b>0</b>	<b>0</b>	<b>3</b>	<b>63.5</b>
<b>El Salvador</b>											
CSL EL SALVADOR	Navy Active	San Salvador	14	38,914	0	0	0	0	0	35	19.6
		<b>El Salvador Total:</b>	<b>14</b>	<b>38,914</b>	<b>0</b>	<b>0</b>	<b>0</b>	<b>0</b>	<b>0</b>	<b>35</b>	<b>19.6</b>
<b>Germany</b>											
Amelia Earhart Hotel	Army Active	Wiesbaden	9	2,180	0	0	1	216,207	0	0	72.5
American Arms Hotel	Army Active	Wiesbaden	4	838	0	0	3	292,208	0	0	94.5
Artillery Kaserne	Army Active	Garmisch	26	5,439	0	0	35	516,585	0	0	152.5
Askren Manor FH	Army Active	Schweinfurt	23	32,337	0	0	58	1,473,622	0	0	331.5
Aukamm Hsg Area	Army Active	Wiesbaden	8	51,124	0	0	111	1,283,489	0	0	331.1
Bamberg	Army Active	Bamberg	0	0	100	459,054	0	0	0	0	79.7

\* US Locations that do not meet criteria of at least ten (10) Acres AND at least \$10M PRV. US Territories and Non-US Locations that do not meet criteria of at least ten (10) Acres OR at least \$10M PRV.

**DEPARTMENT OF DEFENSE**  
**Base Structure Report - As of 30 Sept 2013**

SITE	COMPONENT	NAME NEAREST CITY	BUILDINGS						ACRES OWNED	TOTAL ACRES	PRV (\$M)
			OWNED		LEASED		OTHER				
			COUNT	SQFT	COUNT	SQFT	COUNT	SQFT			
Bamberg Airfield	Army Active	Bamberg	4	9,894	0	0	3	2,676	0	0	53.0
Bamberg Storage & Range Area	Army Active	Bamberg	29	15,813	0	0	31	118,981	0	0	52.7
Bann Communications Station	Air Force Active	Bann	3	9,740	0	0	4	7,911	0	6	10.9
Bann Communications Station 2	Air Force Active	Bann	6	18,171	0	0	0	0	0	51	9.6
Barton Barracks	Army Active	Ansbach	10	64,668	0	0	25	382,487	0	0	138.2
Baumholder Airfield	Army Active	Baumholder	4	10,452	0	0	1	1,590	0	0	10.1
Baumholder Family Housing	Army Active	Baumholder	19	25,344	0	0	68	2,258,130	0	0	475.0
Baumholder Hospital	Army Active	Baumholder	7	32,272	0	0	13	189,768	0	0	85.7
Baumholder Qm Area	Army Active	Baumholder	17	37,631	0	0	28	359,388	0	0	95.9
Benjamin Franklin VII Family Housing	Army Active	Mannheim	34	166,873	0	0	145	2,982,959	0	0	711.5
Bitburg FH Annex	Air Force Active	Trier	21	319,558	0	0	62	2,248,503	0	156	663.1
Bleidorn Family Housing	Army Active	Ansbach	3	13,952	0	0	26	667,786	0	0	147.3
Boeblingen Family Housing	Army Active	Boeblingen	4	13,935	0	0	21	516,864	0	0	114.0
Boeblingen Training Area	Army Active	Boeblingen	10	5,942	0	0	34	32,846	0	0	42.0
Buechel AB	Air Force Active	Buechel	4	7,524	0	0	9	53,934	0	0	21.5
Campbell Barracks	Army Active	Heidelberg	34	57,411	0	0	30	955,223	0	0	376.0
Coleman Barracks	Army Active	Mannheim	94	277,162	0	0	141	1,600,444	0	0	755.1
Conn Barracks	Army Active	Schweinfurt	232	511,112	0	0	50	1,326,089	0	0	729.3
Crestview Hsg Area	Army Active	Wiesbaden	0	0	0	0	56	1,018,628	0	0	193.0
Daenner Kaserne	Army Active	Kaiserlautern	24	31,968	0	0	28	424,638	0	0	160.1
Dannenfels Communications Sta	Army Active	Mannheim	6	21,499	0	0	0	0	0	0	10.2
Darmstadt Training Center	Army Active	Darmstadt	21	59,779	0	0	5	43,897	0	0	44.0
Dexheim Missile Fac	Army Active	Dexheim	11	15,432	0	0	17	39,800	0	0	21.6
East Camp Grafenwoehr	Army Active	Grafenwoehr	499	2,881,621	1	2,943	604	3,574,007	0	0	2,400.3
Echterdingen Airfield	Army Active	Stuttgart	12	27,834	0	0	16	161,611	0	0	69.7
Einsiedlerhof Maintenance Annex	Air Force Active	Einsiedlerhof	4	10,045	0	0	4	105,302	0	14	37.3
Einsiedlerhof Storage Annex	Air Force Active	Kaiserlautern	9	93,176	0	0	15	292,644	0	28	103.6
Einsiedlerkoepfe Training Annex	Air Force Active	Kaiserlautern	4	5,338	0	0	1	9,630	0	311	10.7
Fintherlandstr Family Housing	Army Active	Mainz	2	120	0	0	18	190,855	0	0	37.4
Flynn FH & Training Areas	Army Active	Bamberg	94	250,210	0	0	62	1,392,967	0	0	392.5
Freihoelser Tng Area	Army Active	Amberg	12	11,460	0	0	0	0	0	0	13.7
Funari Barracks	Army Active	Mannheim	18	36,694	0	0	16	308,952	0	0	111.8
Garmisch Family Housing	Army Active	Garmisch	5	2,448	0	0	20	345,004	0	0	86.1
Geilenkirchen AB	Air Force Active	Geilenkirchen	10	45,933	1	2,908	12	107,707	0	0	58.8

\* US Locations that do not meet criteria of at least ten (10) Acres AND at least \$10M PRV. US Territories and Non-US Locations that do not meet criteria of at least ten (10) Acres OR at least \$10M PRV.

**DEPARTMENT OF DEFENSE**  
**Base Structure Report - As of 30 Sept 2013**

SITE	COMPONENT	NAME NEAREST CITY	BUILDINGS						ACRES OWNED	TOTAL ACRES	PRV (\$M)
			OWNED		LEASED		OTHER				
			COUNT	SQFT	COUNT	SQFT	COUNT	SQFT			
General Abrams Hotel And Disp	Army Active	Garmisch	0	0	0	0	10	215,918	0	0	69.1
Germersheim Army Depot	Army Active	Germersheim	133	1,695,159	0	0	22	460,288	0	0	603.9
Giessen General Depot	Army Active	Giessen	31	28,748	0	0	36	1,341,279	0	0	371.0
Grafenwoehr	Army Active	Grafenwohr	0	0	1,675	4,864,235	0	0	0	0	829.8
Grafenwoehr Training Area	Army Active	Grafenwohr	579	391,618	0	0	12	11,852	0	0	727.6
Gruenstadt AAFES Fac	Army Active	Gruenstadt	11	50,071	0	0	14	306,078	0	0	84.4
Hainerberg Housing and Shop Ctr	Army Active	Wiesbaden	30	252,072	0	0	76	1,927,048	0	0	523.4
Hammonds Barracks	Army Active	Seckenheim	2	291	0	0	9	254,771	0	0	86.5
Heidelberg Army Heliport	Army Active	Heidelberg	13	17,278	0	0	9	49,663	0	0	49.7
Heidelberg Community Sup Ctr	Army Active	Heidelberg	27	58,158	0	0	13	362,806	0	0	115.7
Heidelberg Golf Course	Army Active	Heidelberg	10	16,123	0	0	0	0	0	0	15.4
Heidelberg Hospital	Army Active	Heidelberg	19	4,603	0	0	24	515,664	0	0	230.8
Hohenfels	Army Active	Hohenfels	0	0	477	1,178,011	0	0	0	0	205.3
Hohenfels Training Area	Army Active	Hohenfels	585	1,409,247	1	151	353	1,790,117	0	0	1,617.6
Hoppstaedten Waterworks	Army Active	Baumholder	2	3,085	0	0	4	24,555	0	0	28.2
Husterhoeh Communication Site	Air Force Active	Pirmasens	3	1,182	0	0	6	17,029	0	185	7.7
Husterhoeh Kaserne	Army Active	Pirmasens	44	500,170	0	0	25	508,590	0	0	226.6
Illesheim Leased	Army Active	Illesheim	0	0	88	245,751	0	0	0	0	42.5
Kaiserslautern	Army Active	Kaiserlautern	1	44,485	0	0	0	0	0	0	24.1
Kaiserslautern Army Depot	Army Active	Kaiserlautern	96	711,396	0	0	58	907,689	0	0	528.9
Kaiserslautern Equip Spt Ctr	Army Active	Kaiserlautern	25	34,333	0	0	19	179,906	0	0	63.6
Kapaun Administration Annex	Air Force Active	Kaiserlautern	22	93,743	0	0	40	526,445	0	114	243.3
Kastel Housing Area	Army Active	Wiesbaden	8	16,657	0	0	11	372,832	0	0	81.4
Katterbach Kaserne	Army Active	Ansbach	60	214,215	0	0	98	2,455,977	0	0	831.1
Kefurt & Craig Village Family Housing	Army Active	Stuttgart	1	921	0	0	39	1,009,586	0	0	199.8
Kelley Barracks	Army Active	Stuttgart	32	119,486	0	0	23	731,681	0	0	284.6
Kilbourne Kaserne	Army Active	Heidelberg	9	10,638	0	0	17	87,076	0	0	40.9
Kitzingen	Army Active	Kitzingen	0	0	272	633,164	0	0	0	0	109.1
Kleber Kaserne	Army Active	Kaiserlautern	56	282,604	0	0	30	704,051	0	0	333.9
Kornwestheim Golf Course	Army Active	Kornwestheim	5	27,918	0	0	1	435	0	0	14.9
Lampertheim Training Area	Army Active	Lampertheim	4	722	0	0	1	516	0	0	34.9
Landstuhl FH Annex O3	Air Force Active	Landstuhl	25	113,714	0	0	14	441,919	0	44	168.0
Landstuhl Heliport	Army Active	Landstuhl	39	81,331	0	0	0	0	0	0	55.0
Landstuhl Hospital	Army Active	Landstuhl	96	250,053	0	0	72	1,477,751	0	0	868.4

\* US Locations that do not meet criteria of at least ten (10) Acres AND at least \$10M PRV. US Territories and Non-US Locations that do not meet criteria of at least ten (10) Acres OR at least \$10M PRV.

**DEPARTMENT OF DEFENSE**  
**Base Structure Report - As of 30 Sept 2013**

SITE	COMPONENT	NAME NEAREST CITY	BUILDINGS						ACRES OWNED	TOTAL ACRES	PRV (\$M)
			OWNED		LEASED		OTHER				
			COUNT	SQFT	COUNT	SQFT	COUNT	SQFT			
Landstuhl Maintenance Site	Air Force Active	Landstuhl	37	143,553	0	0	3	8,883	0	25	46.4
Landstuhl Maintenance Site 2	Air Force Active	Landstuhl	8	31,910	0	0	5	15,142	0	7	20.3
Ledward Barracks	Army Active	Schweinfurt	154	244,270	0	0	51	1,352,308	0	0	540.4
Mainz-Kastel Station	Army Active	Wiesbaden	21	24,314	0	0	29	763,845	0	0	213.5
Mark Twain Village Family Housing	Army Active	Heidelberg	9	25,187	0	0	55	1,493,935	0	0	375.2
McCully Barracks	Army Active	Wackernheim	29	164,989	0	0	32	348,234	0	0	184.1
Miesau	Army Active	Miesau	0	0	0	0	0	0	0	0	12.0
Miesau Ammo Depot	Army Active	Miesau	121	840,255	0	0	496	1,528,504	0	0	747.9
Moehringen Family Housing	Army Active	Stuttgart	1	80	0	0	34	400,616	0	0	75.3
Nathan Hale Qm Area	Army Active	Darmstadt	22	60,011	0	0	27	369,185	0	0	107.2
Oberammergau NATO School	Army Active	Garmisch	3	1,827	0	0	4	43,010	0	0	14.5
Oberdachstetten Training Area	Army Active	Ansbach	22	26,304	0	0	77	252,098	0	0	104.2
Oberweis Annex	Air Force Active	Trier	5	2,676	0	0	10	56,772	0	74	29.8
Panzer Kaserne	Army Active	Kaiserlautern	5	1,212	0	0	10	303,670	0	0	110.1
Panzer Kaserne	Army Active	Stuttgart	23	225,788	0	0	40	1,274,496	0	0	470.2
Patch Barracks	Army Active	Stuttgart	37	389,182	0	0	38	1,155,512	0	0	529.6
Patrick Henry Village Family Housing	Army Active	Heidelberg	56	434,583	0	0	192	2,951,233	0	0	820.7
Patton Barracks	Army Active	Heidelberg	31	81,338	0	0	27	658,968	0	0	238.6
Pfeffelbach Waterworks	Army Active	Pfeffelbach	1	78	0	0	2	16,896	0	0	23.8
Pulaski Barracks	Army Active	Kaiserlautern	40	71,477	0	0	33	205,049	0	0	110.3
Ramstein AB	Air Force Active	Ramstein	459	3,959,536	0	0	359	5,549,123	0	3,102	4,233.4
Ramstein Storage Annex	Air Force Active	Weilerbach	15	185,594	0	0	3	48,076	0	85	67.0
Rheinblick Rec Annex	Army Active	Wiesbaden	6	14,002	0	0	2	14,052	0	0	14.5
Rhine Ordnance Barracks	Army Active	Kaiserlautern	128	450,818	0	0	847	1,908,159	0	0	838.7
Robinson Barracks	Army Active	Stuttgart	4	86,810	0	0	4	19,180	0	0	30.8
Robinson-Grenadier Family Housing	Army Active	Stuttgart	2	515	0	0	52	1,396,782	0	0	315.5
Schweinfurt	Army Active	Schweinfurt	0	0	99	576,462	0	0	0	0	98.8
Schweinfurt Training Areas	Army Active	Schweinfurt	98	80,986	0	0	6	12,606	0	0	46.9
Sembach Admin Annex	Army Active	Sembach	41	575,105	0	0	79	1,788,286	0	0	649.4
Sheridan Barracks	Army Active	Garmisch	4	301,899	0	0	11	401,133	0	0	180.7
Shipton Kaserne	Army Active	Ansbach	89	507,816	0	0	22	246,324	0	0	216.4
Siegenburg Air Range	Air Force Active	Landshut	4	2,955	0	0	5	7,756	0	681	6.9
Smith Barracks	Army Active	Baumholder	187	521,171	0	0	192	3,098,237	0	0	1,405.0

\* US Locations that do not meet criteria of at least ten (10) Acres AND at least \$10M PRV. US Territories and Non-US Locations that do not meet criteria of at least ten (10) Acres OR at least \$10M PRV.

**DEPARTMENT OF DEFENSE**  
**Base Structure Report - As of 30 Sept 2013**

SITE	COMPONENT	NAME NEAREST CITY	BUILDINGS						ACRES OWNED	TOTAL ACRES	PRV (\$M)
			OWNED		LEASED		OTHER				
			COUNT	SQFT	COUNT	SQFT	COUNT	SQFT			
South Camp Vilseck	Army Active	Vilseck	561	4,005,994	0	0	136	1,330,063	0	0	1,754.9
Spangdahlem AB	Air Force Active	Spangdahlem	378	1,837,736	0	0	208	2,018,465	0	1,617	2,139.4
Spangdahlem Waste Annex	Air Force Active	Spangdahlem	2	2,586	0	0	2	4,105	0	3	50.8
Spinelli Barracks	Army Active	Mannheim	37	14,799	0	0	72	1,499,120	0	0	389.6
Steuben & Weicht Vil Family Housing	Army Active	Stuttgart	2	782	0	0	54	555,685	0	0	112.2
Storck Barracks	Army Active	Illesheim	46	110,491	0	0	97	1,873,425	0	0	640.1
Stuttgart Dependent School	Army Active	Stuttgart	1	301	0	0	4	167,796	0	0	51.4
Sullivan Barracks	Army Active	Mannheim	28	153,650	0	0	51	931,535	0	0	360.2
Taylor Barracks	Army Active	Mannheim	78	196,294	0	0	27	654,632	0	0	293.9
Tompkins Barracks	Army Active	Schwetzingen	30	64,491	0	0	32	594,484	0	0	235.0
Vilseck	Army Active	Vilseck	0	0	141	679,741	0	0	0	0	115.3
Vogelweh FH Annex	Air Force Active	Kaiserlautern	182	974,606	0	0	108	2,440,090	0	631	952.0
Warner Barracks	Army Active	Bamberg	193	298,950	0	0	121	2,582,150	0	0	983.9
Warner Barracks Family Housing	Army Active	Bamberg	4	746	0	0	13	337,013	0	0	70.9
Weilimdorf Warehouse	Army Active	Stuttgart	0	0	0	0	2	61,758	0	0	13.1
Weisskirchen AFN Trans Fac	Army Active	Weisskirchen	0	0	0	0	6	13,519	0	0	42.7
Wetzel Family Housing	Army Active	Baumholder	9	31,210	0	0	35	1,243,923	0	0	256.7
Wetzel Kaserne	Army Active	Baumholder	20	94,772	0	0	8	99,786	0	0	81.7
Wiesbaden Army Airfield	Army Active	Wiesbaden	412	1,424,603	0	0	115	2,036,566	0	0	1,110.1
<b>* OTHER SITE(S) : 47</b>			<b>77</b>	<b>133,644</b>	<b>36</b>	<b>98,079</b>	<b>66</b>	<b>199,913</b>	<b>0</b>	<b>32</b>	<b>156.1</b>
<b>Germany Total:</b>			<b>7,026</b>	<b>30,414,844</b>	<b>2,891</b>	<b>8,740,499</b>	<b>6,713</b>	<b>88,516,953</b>	<b>0</b>	<b>7,166</b>	<b>41,708.7</b>
<b>Greece</b>											
NATO Ordnance Area	Navy Active	Soudha Bay	1	216	0	0	15	68,700	0	0	25.9
NSA Souda Bay	Navy Active	Soudha Bay	50	439,338	0	0	0	0	0	101	257.8
NSA Souda Bay Marathi Pier Area	Navy Active	Soudha Bay	9	14,775	0	0	0	0	0	0	16.0
NSA Souda Bay NAMFI Compound	Navy Active	Soudha Bay	8	38,754	0	0	0	0	0	0	11.2
<b>* OTHER SITE(S) : 4</b>			<b>3</b>	<b>21,880</b>	<b>1</b>	<b>2,453</b>	<b>4</b>	<b>20,157</b>	<b>0</b>	<b>0</b>	<b>10.2</b>
<b>Greece Total:</b>			<b>71</b>	<b>514,962</b>	<b>1</b>	<b>2,453</b>	<b>19</b>	<b>88,857</b>	<b>0</b>	<b>101</b>	<b>320.9</b>
<b>Greenland</b>											
Thule AB	Air Force Active	Thule	194	2,213,775	0	0	0	0	0	233,034	2,724.8

\* US Locations that do not meet criteria of at least ten (10) Acres AND at least \$10M PRV. US Territories and Non-US Locations that do not meet criteria of at least ten (10) Acres OR at least \$10M PRV.



**DEPARTMENT OF DEFENSE**  
**Base Structure Report - As of 30 Sept 2013**

SITE	COMPONENT	NAME NEAREST CITY	BUILDINGS						ACRES OWNED	TOTAL ACRES	PRV (\$M)
			OWNED		LEASED		OTHER				
			COUNT	SQFT	COUNT	SQFT	COUNT	SQFT			
		<b>Greenland Total:</b>	<b>194</b>	<b>2,213,775</b>	<b>0</b>	<b>0</b>	<b>0</b>	<b>0</b>	<b>0</b>	<b>233,034</b>	<b>2,724.8</b>
<b>Hong Kong</b>											
* OTHER SITE(S) : 1			0	0	1	4,922	0	0	0	0	1.7
		<b>Hong Kong Total:</b>	<b>0</b>	<b>0</b>	<b>1</b>	<b>4,922</b>	<b>0</b>	<b>0</b>	<b>0</b>	<b>0</b>	<b>1.7</b>
<b>Iceland</b>											
Grindavik, Iceland	Navy Active	Grindavik	7	18,421	0	0	0	0	0	1,049	21.7
		<b>Iceland Total:</b>	<b>7</b>	<b>18,421</b>	<b>0</b>	<b>0</b>	<b>0</b>	<b>0</b>	<b>0</b>	<b>1,049</b>	<b>21.7</b>
<b>Italy</b>											
Augusta Bay	Navy Active	Catania	6	57,768	0	0	0	0	0	0	48.6
Aviano AB	Air Force Active	Aviano	107	763,450	0	0	97	1,602,014	0	1,200	1,737.0
Aviano Administration Annex Group HQ	Air Force Active	Aviano	6	6,006	0	0	5	39,416	0	8	22.2
Aviano Ammunition Storage Annex	Air Force Active	Aviano	4	6,894	0	0	32	94,975	0	47	47.1
Aviano Bachelor Housing Annex 1	Air Force Active	Aviano	16	145,840	0	0	6	475,732	0	39	335.5
Aviano Bachelor Housing Annex 2	Air Force Active	Aviano	7	217,208	0	0	9	82,949	0	13	122.1
Aviano FH Annex 5	Air Force Active	Aviano	0	0	23	63,394	0	0	0	0	17.1
Aviano Maintenance Annex	Air Force Active	Aviano	6	4,618	0	0	7	110,511	0	7	36.7
Aviano Storage Annex	Air Force Active	Aviano	0	0	2	107,986	0	0	0	6	20.5
Camp Darby	Army Active	Tirrenia	147	624,575	0	0	1	25,269	0	0	345.3
Camp Ederle	Army Active	Vicenza	197	1,592,579	8	70,213	47	428,261	0	0	1,113.5
Carney Park	Navy Active	Naples	23	21,341	4	10,430	0	0	0	53	27.0
Dal Molin Airfield	Army Active	Vicenza	29	1,183,353	0	0	9	233,488	0	0	215.2
Gheddi Radio Relay Site	Air Force Active	Brescia	12	29,684	0	0	4	27,369	0	1	24.8
Lago Patria	Navy Active	Naples	9	14,215	0	0	1	6,487	0	3	12.4
Livorno	Army Active	Livorno	0	0	33	165,442	0	0	0	0	37.5
Livorno Supply and Maint Area	Army Active	Livorno	128	1,239,422	0	0	0	0	0	0	542.3
Longare Communications Site	Army Active	Vicenza	6	7,741	0	0	27	72,952	0	0	48.9
NAS 1 Support Area	Navy Active	Catania	60	1,113,378	1	67,800	0	0	0	10	536.1
NAS Pensacola Transmitter Site	Navy Active	Sigonella Sicily	8	28,844	0	0	0	0	0	0	23.4
NAS Sigonella	Navy Active	Sigonella Sicily	160	1,634,594	0	0	3	15,459	0	316	927.9
NAS Sigonella Belpasso Hsg	Navy Active	Catania	1	11,646	150	958,995	0	0	0	104	272.4
NATO Ordnance Facility	Navy Active	Sigonella Sicily	35	87,396	0	0	0	0	0	172	57.3

\* US Locations that do not meet criteria of at least ten (10) Acres AND at least \$10M PRV. US Territories and Non-US Locations that do not meet criteria of at least ten (10) Acres OR at least \$10M PRV.

**DEPARTMENT OF DEFENSE**  
**Base Structure Report - As of 30 Sept 2013**

SITE	COMPONENT	NAME NEAREST CITY	BUILDINGS						ACRES OWNED	TOTAL ACRES	PRV (\$M)
			OWNED		LEASED		OTHER				
			COUNT	SQFT	COUNT	SQFT	COUNT	SQFT			
NAVSUPPACT NAPLES IT	Navy Active	Naples	73	1,334,304	0	0	0	0	0	58	616.5
NSA Naples Support Site	Navy Active	Naples	2	200,349	161	3,271,162	0	0	0	228	1,179.1
NSA Naples Various Location Housing	Navy Active	Naples	0	0	5	39,109	0	0	0	0	10.9
Pisa Ammo Storage Area	Army Active	Pisa	220	513,761	0	0	0	0	0	0	249.1
San Vito Dei Normanni AS	Air Force Active	San Vito Normanni	2	3,800	0	0	0	0	0	25	4.2
Vicenza	Army Active	Vicenza	3	3,973	146	1,353,142	3	9,902	0	0	329.3
Vicenza Basic Load Storage Area	Army Active	Vicenza	17	30,417	0	0	0	0	0	0	16.9
Vicenza Family Housing	Army Active	Vicenza	222	715,034	0	0	1	2,793	0	0	228.3
<b>* OTHER SITE(S) : 19</b>			22	29,081	9	122,801	9	31,533	0	36	67.1
<b>Italy Total:</b>			<b>1,528</b>	<b>11,621,271</b>	<b>542</b>	<b>6,230,474</b>	<b>261</b>	<b>3,259,109</b>	<b>0</b>	<b>2,328</b>	<b>9,272.0</b>
<b>Japan</b>											
Akasaka Press Center	Army Active	Tokyo	6	507	0	0	5	162,032	0	7	44.0
Akasaki POL Dep	Navy Active	Sasebo	45	109,920	0	0	43	187,737	0	182	427.4
Akizuki Ammunition Depot	Army Active	Akizuki	15	4,842	0	0	51	411,988	0	138	177.2
Awase	Navy Active	Kadena Air Base Okinawa	8	12,968	0	0	0	0	0	118	15.5
Azuma	Navy Active	Yokosuka	41	54,201	0	0	40	145,030	0	201	437.3
Camp Courtney	Marine Corps Active	Tengan	88	308,937	0	0	117	1,778,891	0	331	630.1
Camp Courtney FH Annex	Air Force Active	Camp Courtney Okinawa N	73	1,129,478	0	0	0	0	65	65	260.9
Camp Foster	Marine Corps Active	Zukeran	1,179	3,088,412	0	0	330	5,718,579	0	1,472	2,749.5
Camp Foster FH Annex	Air Force Active	Camp Foster Okinawa	727	2,665,276	0	0	0	0	453	453	677.5
Camp Fuji Japan	Marine Corps Active	Camp Fuji	43	72,389	0	0	47	543,287	0	33,382	231.7
Camp Gonsalves	Marine Corps Active	Henoko Okinawa	23	17,944	0	0	2	27,516	0	19,334	19.1
Camp Hansen	Marine Corps Active	Onna Okinawa	138	638,360	0	0	165	2,939,130	0	12,627	1,272.4
Camp Kinser	Air Force Active	Makiminato Okinawa	43	2,266,385	0	0	0	0	135	135	510.5
Camp Kinser	Marine Corps Active	Makiminato Okinawa	160	3,336,022	0	0	119	3,360,290	0	676	1,687.5
Camp Kuwae FH Annex	Air Force Active	Chatan Okinawa	158	577,533	0	0	0	0	70	70	134.8

\* US Locations that do not meet criteria of at least ten (10) Acres AND at least \$10M PRV. US Territories and Non-US Locations that do not meet criteria of at least ten (10) Acres OR at least \$10M PRV.

**DEPARTMENT OF DEFENSE**  
**Base Structure Report - As of 30 Sept 2013**

SITE	COMPONENT	NAME NEAREST CITY	BUILDINGS						ACRES OWNED	TOTAL ACRES	PRV (\$M)
			OWNED		LEASED		OTHER				
			COUNT	SQFT	COUNT	SQFT	COUNT	SQFT			
Camp Lester	Marine Corps Active	Chatan Okinawa	164	645,831	0	0	75	528,935	0	167	460.3
Camp McTureous	Marine Corps Active	Tengan	7	93,335	0	0	91	735,014	0	94	290.0
Camp McTureous FH Annex	Air Force Active	Camp Courtney Okinawa N	80	678,732	0	0	0	0	64	64	154.6
Camp Schwab	Marine Corps Active	Henoko Okinawa	120	417,250	0	0	59	1,631,727	0	5,397	720.0
Camp Shields	Navy Active	Camp Shields-Okinawa	35	150,076	0	0	19	360,754	0	88	164.1
Camp Shields FH Annex	Air Force Active	Camp Shields-Okinawa	8	7,091	0	0	89	478,684	89	89	140.4
Camp Zama	Army Active	Sagamihara	132	551,201	0	0	204	2,341,250	0	578	1,118.6
Camp Zama Communications Station	Air Force Active	Zama	0	0	0	0	4	13,721	0	1	10.0
Chitose Administration Annex	Air Force Active	Chitose	9	45,306	0	0	0	0	0	1,067	31.4
COMFLEACT Kadena Okinawa	Navy Active	Kadena Air Base Okinawa	122	732,619	0	0	1	26,508	0	120	263.8
COMFLEACT Sasebo	Navy Active	Sasebo	82	129,796	0	0	173	2,134,035	0	7,734	992.6
COMFLEACT Yokosuka	Navy Active	Yokosuka	269	498,771	0	0	523	10,764,928	0	2,662	5,417.8
Draughon Training Range	Air Force Active	Misawa AFB	3	4,644	0	0	5	13,453	0	1,889	16.5
Drydock Area-5030	Navy Active	Sasebo	1	506	0	0	12	19,893	0	0	231.1
Hachinohe POL Dep	Navy Active	Hachinohe	9	7,293	0	0	12	10,252	0	46	138.0
Hario Housing Area	Navy Active	Sasebo	28	14,729	0	0	76	1,193,516	0	87	347.3
Hario Shima Ammo	Navy Active	Sasebo	29	45,643	0	0	15	62,992	0	487	89.7
Hiro Ammunition Depot	Army Active	Kure	10	8,337	0	0	11	113,449	0	88	48.6
Idesuna Jima Air Range	Air Force Active	Okinawa Island	0	0	0	0	0	0	61	61	0.0
Ie Jima Aux Airfield	Marine Corps Active	Henoko Okinawa	13	26,201	0	0	5	9,729	0	1,981	22.5
Ikego Housing Area	Navy Active	Ikego	38	43,696	0	0	136	2,185,871	0	708	692.1
Iorizaki POL Dep	Navy Active	Sasebo	5	154	0	0	4	7,744	0	56	208.0
Itazuke Auxiliary Airfield	Air Force Active	Fukuoka	0	0	0	0	1	30,873	0	6	14.7
Iwo Jima-3181	Navy Active	Iwo Jima Island	0	0	0	0	46	331,070	0	243	274.3
Kachin Hanto Area	Army Active	Kachin Hanto	10	2,589	0	0	6	9,767	0	84	71.9
Kadena AB	Air Force Active	Kadena Air Base Okinawa	1,369	5,443,653	0	0	747	8,085,156	4,906	4,906	5,244.9
Kadena Ammo Storage Annex	Air Force Active	Kadena Air Base Okinawa	348	1,632,745	0	0	83	587,657	6,077	6,077	827.3
Kami Seya	Navy Active	Kami Seya	92	304,609	0	0	13	137,004	0	587	178.6

\* US Locations that do not meet criteria of at least ten (10) Acres AND at least \$10M PRV. US Territories and Non-US Locations that do not meet criteria of at least ten (10) Acres OR at least \$10M PRV.

**DEPARTMENT OF DEFENSE**  
**Base Structure Report - As of 30 Sept 2013**

SITE	COMPONENT	NAME NEAREST CITY	BUILDINGS						ACRES OWNED	TOTAL ACRES	PRV (\$M)
			OWNED		LEASED		OTHER				
			COUNT	SQFT	COUNT	SQFT	COUNT	SQFT			
Kawakami Ammunition Depot	Army Active	Higashi-Hiroshima	68	116,659	0	0	47	229,255	0	644	183.9
Kin Blue Beach - 6020	Marine Corps Active	Onna Okinawa	0	0	0	0	0	0	0	94	1.5
Kisarazu-JGSDF	Navy Active	Kisarazu	9	12,533	0	0	24	327,424	0	513	236.1
Kobi Sho Range-6084	Navy Active	Okinawa Island	0	0	0	0	0	0	0	216	0.0
Koshiba POL Dep-3113	Navy Active	Yokohama	0	0	0	0	0	0	0	104	0.0
Kure Pier 6	Army Active	Kure	8	4,047	0	0	10	62,139	0	4	27.6
Maebata	Navy Active	Sasebo	39	60,704	0	0	43	288,076	0	144	133.5
MCAS Futenma	Marine Corps Active	Futemma Okinawa	224	1,087,793	0	0	53	867,818	0	1,188	822.0
MCAS Iwakuni	Marine Corps Active	Iwakuni	156	642,479	0	0	369	4,840,994	0	7,117	2,347.6
MCB Camp S D Butler ASP	Marine Corps Active	Koza	0	0	0	0	3	21,055	0	491	92.8
Misawa AB	Air Force Active	Misawa AFB	167	992,917	0	0	554	7,566,757	0	3,864	4,508.2
Momote Annex	Air Force Active	Unknown	0	0	0	0	3	2,976	0	30	3.7
NAF Atsugi	Navy Active	Atsugi	262	550,572	0	0	278	3,817,380	0	1,237	1,682.8
NAF Misawa	Navy Active	Misawa AFB	74	909,949	0	0	6	3,048	27	27	299.7
Nagasaka Rifle Range	Navy Active	Yokosuka	0	0	0	0	0	0	0	26	0.0
Naha Port	Army Active	Naha	49	346,437	0	0	3	14,425	0	139	237.7
Negishi Dh Area	Navy Active	Yokohama	63	20,531	0	0	237	728,869	0	111	315.6
Okidaito Jima Rng-6088	Navy Active	Okinawa Island	0	0	0	0	0	0	0	283	0.0
Okuma Recreation Annex	Air Force Active	Okuma Okinawa	45	62,537	0	0	2	14,068	135	135	41.8
Owada Communications Station	Air Force Active	Owada	0	0	0	0	1	21,152	0	328	16.5
POL Facilities	Army Active	Yomitan-San	40	30,968	0	0	28	32,405	50	347	332.4
Sagami General Depot	Army Active	Sagamihara	148	138,147	0	0	125	2,939,741	0	528	914.4
Sagamihara FH Area	Army Active	Sagamihara	268	57,436	0	0	218	961,508	0	149	238.7
Sakibe	Navy Active	Sasebo	7	21,291	0	0	1	8,061	0	32	11.5
Sanno Hotel Tokyo-3185	Navy Active	Tokyo	2	783	0	0	1	203,405	0	2	64.3
Sekibi Sho Range-6085	Navy Active	Okinawa Island	0	0	0	0	0	0	0	10	0.0
Tama Service Annex	Air Force Active	Tana	13	12,306	0	0	39	103,178	0	483	58.4
Tengan Pier-6028	Navy Active	Tengan	5	5,648	0	0	0	0	0	8	50.0
Tokorozawa Transmitter Site	Air Force Active	Tokorosana	7	59,913	0	0	0	0	0	320	88.2
Tori Shima Air Range	Air Force Active	Okinawa Island	0	0	0	0	0	0	10	10	0.0
Torii Station	Army Active	Yomitan-San	139	500,949	0	0	33	343,344	28	505	321.1
Totsuka-NCTS	Navy Active	Totsuka	25	18,987	0	0	11	52,356	0	191	65.3

\* US Locations that do not meet criteria of at least ten (10) Acres AND at least \$10M PRV. US Territories and Non-US Locations that do not meet criteria of at least ten (10) Acres OR at least \$10M PRV.

**DEPARTMENT OF DEFENSE**  
**Base Structure Report - As of 30 Sept 2013**

SITE	COMPONENT	NAME NEAREST CITY	BUILDINGS						ACRES OWNED	TOTAL ACRES	PRV (\$M)
			OWNED		LEASED		OTHER				
			COUNT	SQFT	COUNT	SQFT	COUNT	SQFT			
Tsurumi POL Dep	Navy Active	Yokohama	30	11,476	0	0	20	59,287	0	48	170.5
Ulibaru	Marine Corps Active	White Beach Nav Inst	0	0	0	0	0	0	0	63	0.0
Urago Ordinance	Navy Active	Yokosuka	13	18,895	0	0	31	181,187	0	48	114.5
White Beach	Navy Active	White Beach Nav Inst	68	158,554	0	0	10	141,647	0	290	175.2
Yokohama No Dock	Navy Active	Yokohama	8	83,724	0	0	9	269,242	2	18	77.0
Yokohama North Dock	Army Active	Yokohama	19	12,726	0	0	58	561,360	0	121	359.3
Yokose POL Dep	Navy Active	Sasebo	10	2,143	0	0	27	142,337	0	168	439.1
Yokota AB	Air Force Active	Yokota AFB	104	529,268	0	0	593	9,468,591	0	1,750	4,233.6
<b>* OTHER SITE(S) : 30</b>			21	40,953	4	30,863	20	58,405	12	43	53.9
<b>Japan Total:</b>			<b>7,821</b>	<b>32,279,305</b>	<b>4</b>	<b>30,863</b>	<b>6,186</b>	<b>81,419,953</b>	<b>12,183</b>	<b>126,385</b>	<b>46,163.3</b>
<b>Kenya</b>											
NSA Bahrain - Kenya	Navy Active	Mombasa	6	19,770	0	0	0	0	0	0	43.1
<b>Kenya Total:</b>			<b>6</b>	<b>19,770</b>	<b>0</b>	<b>0</b>	<b>0</b>	<b>0</b>	<b>0</b>	<b>0</b>	<b>43.1</b>
<b>Kuwait</b>											
<b>* OTHER SITE(S) : 1</b>			0	0	0	0	3	19,363	0	0	1.8
<b>Kuwait Total:</b>			<b>0</b>	<b>0</b>	<b>0</b>	<b>0</b>	<b>3</b>	<b>19,363</b>	<b>0</b>	<b>0</b>	<b>1.8</b>
<b>Netherlands</b>											
Hendrik Mine	Army Active	Brunssum	4	4,222	0	0	11	647,973	0	0	109.8
Schinnen	Army Active	Schinnen	0	0	144	249,692	1	1,600	0	0	43.0
Schinnen Emma Mine	Army Active	Schinnen	39	94,638	14	143,150	0	0	0	0	66.2
<b>* OTHER SITE(S) : 4</b>			3	4,089	10	17,116	0	0	0	0	5.0
<b>Netherlands Total:</b>			<b>46</b>	<b>102,949</b>	<b>168</b>	<b>409,958</b>	<b>12</b>	<b>649,573</b>	<b>0</b>	<b>0</b>	<b>224.1</b>
<b>Netherlands Antilles</b>											
Davis-Monthan AFB (Curacao)	Air Force Active	Curacao	16	89,411	0	0	0	0	0	42	69.2
<b>Netherlands Antilles Total:</b>			<b>16</b>	<b>89,411</b>	<b>0</b>	<b>0</b>	<b>0</b>	<b>0</b>	<b>0</b>	<b>42</b>	<b>69.2</b>
<b>Norway</b>											
Stavanger Admin Office	Air Force Active	Stavanger	1	4,550	0	0	2	21,836	0	0	11.9
<b>* OTHER SITE(S) : 1</b>			0	0	1	3,628	0	0	0	0	1.3

\* US Locations that do not meet criteria of at least ten (10) Acres AND at least \$10M PRV. US Territories and Non-US Locations that do not meet criteria of at least ten (10) Acres OR at least \$10M PRV.

**DEPARTMENT OF DEFENSE**  
**Base Structure Report - As of 30 Sept 2013**

SITE	COMPONENT	NAME NEAREST CITY	BUILDINGS						ACRES OWNED	TOTAL ACRES	PRV (\$M)
			OWNED		LEASED		OTHER				
			COUNT	SQFT	COUNT	SQFT	COUNT	SQFT			
<b>Norway Total:</b>			<b>1</b>	<b>4,550</b>	<b>1</b>	<b>3,628</b>	<b>2</b>	<b>21,836</b>	<b>0</b>	<b>0</b>	<b>13.2</b>
<b>Oman</b>											
Masirah Island Mpt Site 1	Air Force Active	Unknown	0	0	0	0	0	0	0	3,000	0.0
SEEB MPT Site 1	Air Force Active	Seeb	1	21,744	0	0	21	243,344	0	3,000	90.9
Thumrait MAP	Air Force Active	Unknown	0	0	0	0	0	0	0	3,000	0.0
* OTHER SITE(S) : 1			8	32,927	0	0	0	0	0	0	8.2
<b>Oman Total:</b>			<b>9</b>	<b>54,671</b>	<b>0</b>	<b>0</b>	<b>21</b>	<b>243,344</b>	<b>0</b>	<b>9,000</b>	<b>99.2</b>
<b>Peru</b>											
Naval Medical Research Center Det Lima Peru	Navy Active	Lima	0	0	0	0	2	32,889	0	0	11.6
* OTHER SITE(S) : 1			1	923	0	0	2	4,757	0	0	2.1
<b>Peru Total:</b>			<b>1</b>	<b>923</b>	<b>0</b>	<b>0</b>	<b>4</b>	<b>37,646</b>	<b>0</b>	<b>0</b>	<b>13.7</b>
<b>Portugal</b>											
Agualva Munitions Storage Annex	Air Force Active	Lajes Field	0	0	0	0	0	0	0	68	1.2
Caldeira Ammunition Storage Area	Air Force Active	Lajes Field	3	6,331	0	0	0	0	0	29	3.8
Cinco Picos Globecom Annex	Air Force Active	Lajes Field	2	2,567	0	0	0	0	0	159	4.7
Covadascinzas Petroleum Products Stg Annex	Air Force Active	Lajes Field	0	0	0	0	0	0	0	41	11.0
Lajes Field	Air Force Active	Lajes Field	359	2,604,295	0	0	0	0	0	973	1,323.7
Lajes Water System Annex	Air Force Active	Lajes Field	4	1,270	0	0	0	0	0	1	21.8
Praia Da Victoria Dock Annex	Air Force Active	Lajes Field	16	19,814	0	0	0	0	0	4	40.3
Praia Da Victoria Fuel Storage Annex	Air Force Active	Lajes Field	13	7,504	0	0	0	0	0	53	63.5
Villa Nova Globecom Annex	Air Force Active	Lajes Field	1	1,748	0	0	0	0	0	99	2.2
* OTHER SITE(S) : 12			10	3,325	0	0	2	1,700	0	18	3.7
<b>Portugal Total:</b>			<b>408</b>	<b>2,646,854</b>	<b>0</b>	<b>0</b>	<b>2</b>	<b>1,700</b>	<b>0</b>	<b>1,445</b>	<b>1,475.8</b>
<b>Romania</b>											
Mihail Kogalniceanu Airfield	Army Active	Unknown	6	54,731	0	0	0	0	0	0	12.8
Mihail Kogalniceanu Main Camp	Army Active	Unknown	80	298,368	0	0	1	4,800	0	0	77.7
NAVSUPPFAC ROMANIA	Navy Active	Unknown	0	0	0	0	0	0	0	438	0.0
* OTHER SITE(S) : 1			1	320	0	0	0	0	0	0	0.1

\* US Locations that do not meet criteria of at least ten (10) Acres AND at least \$10M PRV. US Territories and Non-US Locations that do not meet criteria of at least ten (10) Acres OR at least \$10M PRV.

**DEPARTMENT OF DEFENSE**  
**Base Structure Report - As of 30 Sept 2013**

SITE	COMPONENT	NAME NEAREST CITY	BUILDINGS						ACRES OWNED	TOTAL ACRES	PRV (\$M)
			OWNED		LEASED		OTHER				
			COUNT	SQFT	COUNT	SQFT	COUNT	SQFT			
<b>Romania Total:</b>			<b>87</b>	<b>353,419</b>	<b>0</b>	<b>0</b>	<b>1</b>	<b>4,800</b>	<b>0</b>	<b>438</b>	<b>90.6</b>
<b>Saint Helena</b>											
Ascension Auxiliary Airfield	Air Force Active	Ascension Island	117	388,332	0	0	0	0	0	3,463	725.9
<b>Saint Helena Total:</b>			<b>117</b>	<b>388,332</b>	<b>0</b>	<b>0</b>	<b>0</b>	<b>0</b>	<b>0</b>	<b>3,463</b>	<b>725.9</b>
<b>Singapore</b>											
Singapore Area Coordinator	Navy Active	Singapore	0	0	95	571,564	67	426,288	0	0	259.2
* OTHER SITE(S) : 1			0	0	0	0	1	190	0	0	0.1
<b>Singapore Total:</b>			<b>0</b>	<b>0</b>	<b>95</b>	<b>571,564</b>	<b>68</b>	<b>426,478</b>	<b>0</b>	<b>0</b>	<b>259.3</b>
<b>South Korea</b>											
Bayonet Training Area	Army Active	Unknown	0	0	0	0	0	0	0	248	0.0
Camp Ames	Army Active	Unknown	10	19,146	0	0	0	0	0	20	4.8
Camp Carroll	Army Active	Waegwan	279	2,510,440	0	0	50	918,549	0	495	847.2
Camp Carroll	Navy Active	Yechon	0	0	0	0	1	75,200	0	0	11.5
Camp Casey	Army Active	Tong Du Chon	749	4,097,671	0	0	2	9,468	2	2,830	1,195.1
Camp Castle	Army Active	Tong Du Chon	65	354,990	0	0	0	0	1	51	98.4
Camp Eagle	Army Active	Wonju	69	444,544	0	0	0	0	0	113	143.8
Camp Henry	Army Active	Taegu	103	507,585	149	237,137	34	206,993	1	59	214.1
Camp Henry (Brooklyn Hill)	Army Active	Yongsan	10	3,265	0	0	0	0	0	34	2.4
Camp Henry (Dartboard Site)	Army Active	Unknown	2	1,672	0	0	0	0	0	10	1.9
Camp Henry (Pier 8)	Army Active	Pusan	4	7,759	0	0	12	94,897	0	11	50.3
Camp Hovey	Army Active	Camp Hovey	232	1,613,090	0	0	1	25,696	0	763	431.3
Camp Humphreys	Army Active	Pyeongtack	508	7,068,171	4	379,472	4	6,878	0	2,236	2,003.7
Camp Humphreys (High Point)	Army Active	Chechon	1	668	0	0	0	0	0	10	1.4
Camp Humphreys (Richmond)	Army Active	Taejon	2	564	0	0	0	0	0	14	1.7
Camp Jackson	Army Active	Uijong Bu	54	179,622	0	0	0	0	0	406	44.5
Camp Kwangsa Ri	Army Active	Yongju	15	35,750	0	0	4	8,000	0	31	11.8
Camp Long	Army Active	Wonju	124	307,974	0	0	0	0	0	84	96.6
Camp Market	Army Active	Inchon	73	588,402	0	0	39	581,229	0	119	208.2
Camp Mu Juk	Marine Corps Active	Pohang	26	128,783	0	0	31	149,256	0	88	66.4
Camp Red Cloud	Army Active	Uijong Bu	266	1,413,826	0	0	0	0	0	207	388.3
Camp Red Cloud (Bullseye 01)	Army Active	Yongchon	102	268,196	0	0	0	0	0	2,204	88.8

\* US Locations that do not meet criteria of at least ten (10) Acres AND at least \$10M PRV. US Territories and Non-US Locations that do not meet criteria of at least ten (10) Acres OR at least \$10M PRV.

**DEPARTMENT OF DEFENSE**  
**Base Structure Report - As of 30 Sept 2013**

SITE	COMPONENT	NAME NEAREST CITY	BUILDINGS						ACRES OWNED	TOTAL ACRES	PRV (\$M)
			OWNED		LEASED		OTHER				
			COUNT	SQFT	COUNT	SQFT	COUNT	SQFT			
Camp Red Cloud (Bullseye 02)	Army Active	Paju	0	0	0	0	0	0	0	255	0.6
Camp Red Cloud Communications Site	Air Force Active	Uijong Bu	0	0	0	0	8	70,522	0	4	19.2
Camp Stanley	Army Active	Uijong Bu	324	1,603,767	0	0	0	0	0	605	430.5
Camp Walker	Army Active	Taegu	237	1,182,516	0	0	0	0	1	195	314.1
Camp Yongin	Army Active	Yongin	8	45,096	0	0	3	9,240	0	8	15.8
Chang San	Army Active	Pusan	11	7,467	0	0	0	0	2	26	3.8
DRMO APO	Army Active	Kimchon	7	126,524	0	0	0	0	24	24	20.9
Far East Dist Engr	Army Active	Seoul	36	112,258	0	0	14	76,982	0	11	49.5
Fleet Activities Chinhae	Navy Active	Chinhae	116	375,049	0	0	0	0	0	91	98.5
Gun Training Area	Army Active	Unknown	0	0	0	0	0	0	0	123	0.0
H220 Heliport	Army Active	Tong Du Chon	53	236,593	0	0	0	0	0	52	55.3
K-16 AB	Army Active	Songnam	60	367,339	1	140,657	18	268,539	0	205	212.2
Kamaksan ASA	Army Active	Unknown	9	6,550	0	0	0	0	0	48	3.1
Kimhae Storage Annex	Air Force Active	Kimhae	38	363,498	0	0	1	51,333	0	86	79.9
Kunsan AB	Air Force Active	Kunsan	367	2,853,781	0	0	29	637,212	0	2,549	1,469.1
Kunsan POL Terminal Site	Army Active	Kunsan	4	5,828	0	0	0	0	0	17	18.4
Kwang-Ju AB	Air Force Active	Kwangju	100	629,141	0	0	1	20,000	0	313	267.0
Madison Site	Army Active	Unknown	15	8,851	0	0	0	0	0	22	7.5
Masan Ammunition Depot	Army Active	Masan	14	45,489	0	0	0	0	0	464	13.7
Niblo Barracks	Army Active	Seoul	16	29,204	0	0	2	6,345	0	7	11.2
Osan AFB	Air Force Active	Osan AFB	408	5,758,547	0	0	58	1,036,417	0	1,823	2,345.6
Osan Ni Ammunition Storage Annex	Air Force Active	Osan	21	74,502	0	0	0	0	0	603	26.7
Osan Site 3	Air Force Active	Osan AFB	0	0	0	0	0	0	0	309	1.6
Pil-Sung Air Range	Air Force Active	Pil-Sung	10	18,560	0	0	2	24,676	0	27	13.4
Pohang	Navy Active	Pohang	14	91,933	0	0	55	137,325	0	3	119.9
Pusan Storage Facility	Army Active	Pusan	67	393,020	0	0	7	14,406	0	66	83.1
Pyongtaek Cpx Area	Army Active	Pyong Taek	4	4,432	0	0	0	0	0	7,583	4.7
ROK Navy Base	Navy Active	Chinhae	2	16,060	0	0	0	0	0	0	59.8
Shinbuk Relay	Army Active	Unknown	5	5,024	0	0	0	0	0	13	8.9
Sungnam Golf Course	Army Active	Songnam	3	1,905	0	0	10	60,914	0	230	22.7
Suwon AB	Air Force Active	Suwon	40	128,897	0	0	63	589,118	0	267	337.4
Taegu AB	Air Force Active	Taegu	144	754,566	0	0	0	0	0	763	297.3
Tango	Army Active	Songnam	33	185,423	0	0	11	78,706	0	241	79.0

\* US Locations that do not meet criteria of at least ten (10) Acres AND at least \$10M PRV. US Territories and Non-US Locations that do not meet criteria of at least ten (10) Acres OR at least \$10M PRV.



**DEPARTMENT OF DEFENSE**  
**Base Structure Report - As of 30 Sept 2013**

SITE	COMPONENT	NAME NEAREST CITY	BUILDINGS						ACRES OWNED	TOTAL ACRES	PRV (\$M)
			OWNED		LEASED		OTHER				
			COUNT	SQFT	COUNT	SQFT	COUNT	SQFT			
Watkins Range	Army Active	Unknown	0	0	0	0	0	0	0	13	0.0
Wonju AS	Air Force Active	Wonju	13	7,715	0	0	0	0	0	93	38.7
Yechon	Navy Active	Yechon	2	244	0	0	32	78,976	0	0	80.2
Yong Pyong	Army Active	Yong Pyong	102	255,561	0	0	0	0	0	3,346	125.3
Yongsan Garrison	Army Active	Seoul	811	4,843,442	50	1,337,456	196	1,100,787	0	625	1,922.1
Yongsan Garrison	Navy Active	Yongsan	17	61,231	0	0	0	0	0	0	13.8
* OTHER SITE(S) : 22			105	161,408	0	0	17	88,058	6	65	64.9
<b>South Korea Total:</b>			<b>5,910</b>	<b>40,313,539</b>	<b>204</b>	<b>2,094,722</b>	<b>705</b>	<b>6,425,722</b>	<b>37</b>	<b>31,208</b>	<b>14,647.8</b>
<b>Spain</b>											
Moron AB	Air Force Active	Moran AB	159	818,163	0	0	0	0	0	2,808	665.2
NS Rota	Navy Active	Rota	821	4,013,040	0	0	39	8,922	0	5,962	2,204.5
* OTHER SITE(S) : 2			1	2,596	0	0	1	6,335	0	1	2.9
<b>Spain Total:</b>			<b>981</b>	<b>4,833,799</b>	<b>0</b>	<b>0</b>	<b>40</b>	<b>15,257</b>	<b>0</b>	<b>8,771</b>	<b>2,872.6</b>
<b>Turkey</b>											
Ankara Administration Office	Air Force Active	Ankara	23	149,014	0	0	0	0	14	14	40.0
Batman AB	Air Force Active	Batman	0	0	0	0	13	28,176	0	0	17.2
Cigli AB	Air Force Active	Izmir	0	0	0	0	19	148,127	0	0	30.4
Incirlik AB	Air Force Active	Adana	724	4,200,451	0	0	1	7,600	0	3,337	2,097.6
Izmir AS	Air Force Active	Izmir	0	0	3	53,024	0	0	0	0	12.0
Mus AB	Air Force Active	Batman	0	0	0	0	12	25,239	0	0	12.9
Yumurtalik Petroleum Prod Storage Annex	Air Force Active	Yumurtalik	6	7,743	0	0	0	0	36	142	96.9
* OTHER SITE(S) : 10			3	15,320	19	60,403	7	112,980	1	1	30.0
<b>Turkey Total:</b>			<b>756</b>	<b>4,372,528</b>	<b>22</b>	<b>113,427</b>	<b>52</b>	<b>322,122</b>	<b>51</b>	<b>3,494</b>	<b>2,337.0</b>
<b>United Arab Emirates</b>											
NSA Bahrain - Fujairah Aviation Unit	Navy Active	Al Fujayrah	0	0	5	39,957	0	0	0	0	16.4
NSA Bahrain - Jebel Ali	Navy Active	Dubai	5	6,178	29	100,976	0	0	0	36	78.2
<b>United Arab Emirates Total:</b>			<b>5</b>	<b>6,178</b>	<b>34</b>	<b>140,933</b>	<b>0</b>	<b>0</b>	<b>0</b>	<b>36</b>	<b>94.6</b>
<b>United Kingdom</b>											
Blenheim Crescent	Air Force Active	Unknown	4	23,222	0	0	1	24,636	0	0	14.7

\* US Locations that do not meet criteria of at least ten (10) Acres AND at least \$10M PRV. US Territories and Non-US Locations that do not meet criteria of at least ten (10) Acres OR at least \$10M PRV.

**DEPARTMENT OF DEFENSE**  
**Base Structure Report - As of 30 Sept 2013**

SITE	COMPONENT	NAME NEAREST CITY	BUILDINGS						ACRES OWNED	TOTAL ACRES	PRV (\$M)
			OWNED		LEASED		OTHER				
			COUNT	SQFT	COUNT	SQFT	COUNT	SQFT			
Eriswell FH Annex	Air Force Active	Lakenheath	0	0	129	670,172	0	0	0	62	125.1
RAF Alconbury	Air Force Active	Cambridge	170	980,491	0	0	12	192,526	0	218	340.3
RAF Barford St John Transmitter Annex	Air Force Active	Banbury	1	22,006	0	0	0	0	0	476	15.0
RAF Bicester	Air Force Active	Paynes End	255	224,320	0	0	78	101,872	0	35	68.5
RAF Croughton	Air Force Active	Northamptonshire	110	633,724	0	0	18	169,291	0	694	308.1
RAF Ely Family Housing Annex	Air Force Active	Ely	0	0	0	0	63	147,294	0	5	46.7
RAF Fairford	Air Force Active	Fairford	99	438,039	0	0	80	493,390	0	1,170	576.0
RAF Feltwell	Air Force Active	Feltwell	74	415,862	0	0	175	926,603	0	332	331.9
RAF Lakenheath	Air Force Active	Lakenheath	812	4,135,791	0	0	155	949,037	0	2,007	2,124.8
RAF Menwith Hill	Air Force Active	Harrogate	0	0	0	0	175	1,197,718	0	545	414.6
RAF Mildenhall	Air Force Active	Mildenhall	318	1,749,117	0	0	148	1,235,185	0	1,163	1,189.4
RAF Mildenhall Ammo Storage Annex	Air Force Active	Mildenhall	19	19,701	0	0	0	0	0	37	7.5
RAF Molesworth	Air Force Active	Cambridge	60	179,014	0	0	30	289,859	0	659	167.6
RAF Molesworth Storage Annex 12	Air Force Active	Cambridge	2	30,988	0	0	0	0	0	37	9.9
RAF Welford Ammo Storage Area	Air Force Active	Welford	79	237,549	0	0	207	523,932	0	806	278.7
<b>* OTHER SITE(S) : 11</b>			8	20,480	1	799	85	130,045	0	12	40.3
<b>United Kingdom Total:</b>			<b>2,011</b>	<b>9,110,304</b>	<b>130</b>	<b>670,971</b>	<b>1,227</b>	<b>6,381,388</b>	<b>0</b>	<b>8,258</b>	<b>6,059.2</b>
<b>Overseas Total:</b>			<b>30,892</b>	<b>151,978,366</b>	<b>4,179</b>	<b>20,749,704</b>	<b>15,547</b>	<b>189,358,354</b>	<b>12,271</b>	<b>493,821</b>	<b>139,421</b>
<b>Worldwide Totals:</b>			<b>191,309</b>	<b>1,741,031,421</b>	<b>7,519</b>	<b>52,367,035</b>	<b>85,630</b>	<b>456,665,345</b>	<b>14,477,496</b>	<b>24,697,205</b>	<b>850,247</b>

\* US Locations that do not meet criteria of at least ten (10) Acres AND at least \$10M PRV. US Territories and Non-US Locations that do not meet criteria of at least ten (10) Acres OR at least \$10M PRV.

**DEPARTMENT OF DEFENSE**

**Base Structure Report – As of 30 Sept 2013**

**VII. INDIVIDUAL SERVICE INVENTORIES**

**DEPARTMENT OF DEFENSE - Army**  
**Base Structure Report - As of 30 Sept 2013**

SITE	COMPONENT	NAME NEAREST CITY	BUILDINGS						ACRES OWNED	TOTAL ACRES	PRV (\$M)
			OWNED		LEASED		OTHER				
			COUNT	SQFT	COUNT	SQFT	COUNT	SQFT			
<b>Alabama</b>											
10C Stagefield	Army Active	Fort Rucker	4	5,213	0	0	0	0	180	180	14.1
Allen Stagefield	Army Active	Wiksburg	5	3,599	0	0	0	0	114	114	14.6
Anniston Army Depot	Army Active	Anniston	1,812	9,625,767	0	0	0	0	15,282	15,322	2,141.7
Brown Stagefield	Army Active	New Brockton	4	5,213	0	0	0	0	176	176	14.2
Cairns Basefield	Army Active	Daleville	66	557,313	0	0	0	0	1,326	1,326	201.7
Fort Benning	Army Active	Fort Mitchell	66	51,095	0	0	3	281	12,138	12,138	43.4
Fort McClellan	Army Active	Anniston	7	90,031	0	0	0	0	491	491	20.2
Fort McClellan ARNG Training Center	Army Guard	Anniston	131	857,444	0	0	0	0	276	276	179.9
Fort Rucker	Army Active	Fort Rucker	694	4,985,528	5	11,260	800	2,090,854	31,175	32,628	1,871.9
Goldberg Stagefield	Army Active	Ozark	5	6,076	0	0	0	0	101	101	13.1
Highbluff Stagefield	Army Active	Hartford	4	3,811	0	0	0	0	190	190	13.1
Hunt Stagefield	Army Active	Ozark	3	5,799	0	0	0	0	153	153	13.8
MOUT Training Site - Fort McClellan	Army Guard	Fort Mc Clellan	0	0	0	0	0	0	11	11	26.8
Pelham Range Training Site - Fort McClellan	Army Guard	Alexandria	112	186,712	0	0	0	0	22,245	22,245	103.2
Redstone Arsenal	Army Active	Huntsville	1,470	13,165,970	9	137,682	318	977,510	30,920	37,910	4,352.9
Shell Basefield	Army Active	Enterprise	19	73,247	0	0	0	0	296	296	45.8
Skelly Stagefield	Army Active	Kinston	3	6,113	0	0	0	0	193	193	14.7
Stinson Stagefield	Army Active	New Brockton	4	5,213	0	0	0	0	191	191	14.1
Toth Stagefield	Army Active	Dothan	4	6,239	0	0	1	220	128	128	16.4
* OTHER SITE(S) : 53			72	726,391	19	224,748	0	0	607	607	218.7
<b>Alabama Total:</b>			<b>4,485</b>	<b>30,366,774</b>	<b>33</b>	<b>373,690</b>	<b>1,122</b>	<b>3,068,865</b>	<b>116,192</b>	<b>124,676</b>	<b>9,334.4</b>
<b>Alaska</b>											
Fort Greely	Army Active	Delta Junction	132	1,145,663	0	0	26	136,276	7,200	7,200	1,290.7
Gerstle River Arctic Test Site	Army Active	Fairbanks	0	0	0	0	0	0	0	26	12.8
* OTHER SITE(S) : 78			558	6,812,012	4	5,389	653	5,515,183	35	224,733	7,165.7
<b>Alaska Total:</b>			<b>690</b>	<b>7,957,675</b>	<b>4</b>	<b>5,389</b>	<b>679</b>	<b>5,651,459</b>	<b>7,235</b>	<b>231,959</b>	<b>8,469.1</b>
<b>American Samoa</b>											
Te O USARC	Army Reserve	Pago Pago	6	90,234	1	7,200	1	7,380	0	5	62.6
<b>American Samoa Total:</b>			<b>6</b>	<b>90,234</b>	<b>1</b>	<b>7,200</b>	<b>1</b>	<b>7,380</b>	<b>0</b>	<b>5</b>	<b>62.6</b>
<b>Arizona</b>											
Camp Navajo	Army Guard	Bellemont	905	2,994,604	0	0	0	0	28,345	28,345	921.9
Fort Huachuca	Army Active	Sierra Vista	587	5,425,348	0	0	168	558,382	0	15,256	2,166.4
NG Buckeye	Army Guard	Buckeye	8	100,980	0	0	0	0	0	1,481	22.0
NG Florence Military Reservation	Army Guard	Florence	15	43,443	0	0	0	0	6,495	6,495	35.7

\* US Locations that do not meet criteria of at least ten (10) Acres AND at least \$10M PRV. US Territories and Non-US Locations that do not meet criteria of at least ten (10) Acres OR at least \$10M PRV.

**DEPARTMENT OF DEFENSE - Army**  
**Base Structure Report - As of 30 Sept 2013**

SITE	COMPONENT	NAME NEAREST CITY	BUILDINGS						ACRES OWNED	TOTAL ACRES	PRV (\$M)
			OWNED		LEASED		OTHER				
			COUNT	SQFT	COUNT	SQFT	COUNT	SQFT			
NG Papago Military Reservation	Army Guard	Phoenix	56	540,661	0	0	0	0	0	418	154.4
Yuma Proving Ground	Army Active	Yuma	524	1,821,374	0	0	2	8,644	171,109	1,008,913	1,377.9
* OTHER SITE(S) : 13			20	207,976	2	30,025	9	26,969	1,680	50,387	69.9
<b>Arizona Total:</b>			<b>2,115</b>	<b>11,134,386</b>	<b>2</b>	<b>30,025</b>	<b>179</b>	<b>593,995</b>	<b>207,628</b>	<b>1,111,295</b>	<b>4,748.2</b>
<b>Arkansas</b>											
Pine Bluff Arsenal	Army Active	White Hall	935	3,658,210	0	0	0	0	13,493	13,493	1,298.6
* OTHER SITE(S) : 14			461	2,438,212	0	0	0	0	64,272	64,272	138.5
<b>Arkansas Total:</b>			<b>1,396</b>	<b>6,096,422</b>	<b>0</b>	<b>0</b>	<b>0</b>	<b>0</b>	<b>77,765</b>	<b>77,765</b>	<b>1,437.1</b>
<b>California</b>											
Bell MD	Army Reserve	Bell	4	237,841	0	0	0	0	45	45	72.4
Defense Distribution Region West Sharpe Site	Army Active	French Camp	76	4,050,895	0	0	1	12,092	724	724	977.4
Defense Distribution Region West Tracy	Army Active	Tracy	72	5,808,410	1	4,850	0	0	908	908	1,346.7
Fort Ord	Army Active	Seaside	0	0	0	0	0	0	14,159	14,159	137.0
Military Ocean Terminal Concord	Army Active	Concord	166	415,683	1	2,000	0	0	6,100	6,100	582.1
Moffett Community Housing	Army Reserve	Mountain View	10	362,518	0	0	89	635,122	44	44	247.5
MTC-H Camp Roberts	Army Guard	San Miguel	503	2,006,657	0	0	0	0	42,814	42,814	1,013.6
NG Hammer Field	Army Guard	Fresno	3	96,227	0	0	0	0	15	15	30.3
NG Moreno Valley	Army Guard	Riverside	1	53,000	0	0	0	0	16	16	15.9
NG Sacramento Mather	Army Guard	Mather AFB	10	88,638	0	0	0	0	30	30	45.6
NG TS MD Los Alamitos	Army Guard	Los Alamitos	179	1,421,752	0	0	0	0	1,376	1,376	639.7
NTC and Fort Irwin	Army Active	Fort Irwin	663	4,142,483	1	0	785	3,361,572	638,461	638,534	2,758.6
Ord Military Community	Army Active	Seaside	56	584,669	0	0	898	2,162,002	836	836	636.3
Presidio Of Monterey	Army Active	Monterey	141	1,852,729	2	55,809	76	193,285	392	392	657.5
Riverbank AAP	Army Active	Modesto	120	752,695	0	0	0	0	172	172	358.2
Sacramento Army Depot	Army Active	Sacramento	5	9,470	0	0	0	0	48	48	15.4
Sacramento Okinawa	Army Guard	Sacramento	4	130,974	0	0	0	0	22	22	40.7
SAT COM	Army Active	San Miguel	17	45,822	2	16,500	0	0	23	23	29.8
Sierra Army Depot	Army Active	Herlong Sierra Ord-D	1,034	5,213,306	0	0	0	0	30,625	36,096	2,201.9
Silas B. Hays	Army Active	Seaside	1	369,662	0	0	0	0	24	24	116.9
* OTHER SITE(S) : 55			539	3,948,010	23	506,264	121	281,409	2,414	2,416	2,034.2
<b>California Total:</b>			<b>3,604</b>	<b>31,591,440</b>	<b>30</b>	<b>585,423</b>	<b>1,970</b>	<b>6,645,482</b>	<b>739,249</b>	<b>744,795</b>	<b>13,957.8</b>
<b>Colorado</b>											
Fort Carson	Army Active	Colorado Springs	958	13,783,834	2	6,072	1,435	4,326,331	137,404	137,404	5,519.5
NG Firestone	Army Guard	Longmont	7	81,949	0	0	0	0	11	11	24.4

\* US Locations that do not meet criteria of at least ten (10) Acres AND at least \$10M PRV. US Territories and Non-US Locations that do not meet criteria of at least ten (10) Acres OR at least \$10M PRV.

**DEPARTMENT OF DEFENSE - Army**  
**Base Structure Report - As of 30 Sept 2013**

SITE	COMPONENT	NAME NEAREST CITY	BUILDINGS						ACRES OWNED	TOTAL ACRES	PRV (\$M)
			OWNED		LEASED		OTHER				
			COUNT	SQFT	COUNT	SQFT	COUNT	SQFT			
Pueblo Chemical Depot	Army Active	Pueblo	1,083	5,373,233	0	0	0	0	23,121	23,121	1,441.6
Rocky Mountain Arsenal	Army Active	Commerce City	28	356,045	0	0	0	0	3,781	3,911	206.2
* OTHER SITE(S) : 10			60	428,678	4	42,667	0	0	0	1	191.3
<b>Colorado Total:</b>			<b>2,136</b>	<b>20,023,739</b>	<b>6</b>	<b>48,739</b>	<b>1,435</b>	<b>4,326,331</b>	<b>164,317</b>	<b>164,447</b>	<b>7,383.0</b>
<b>Connecticut</b>											
Middletown AFRC	Army Reserve	Middletown	4	205,130	0	0	0	0	42	42	56.5
NG AASF Windsor Locks	Army Guard	Windsor Locks	10	117,482	0	0	0	0	32	32	40.1
Stratford Army Engine Plant	Army Active	Stratford	42	1,618,247	0	0	0	0	123	123	473.1
* OTHER SITE(S) : 15			14	336,263	10	46,291	0	0	9	9	110.9
<b>Connecticut Total:</b>			<b>70</b>	<b>2,277,122</b>	<b>10</b>	<b>46,291</b>	<b>0</b>	<b>0</b>	<b>206</b>	<b>206</b>	<b>680.5</b>
<b>Delaware</b>											
NG River Road Training Site	Army Guard	New Castle	31	148,457	0	0	0	0	203	203	36.1
* OTHER SITE(S) : 2			9	39,859	0	0	0	0	0	0	11.8
<b>Delaware Total:</b>			<b>40</b>	<b>188,316</b>	<b>0</b>	<b>0</b>	<b>0</b>	<b>0</b>	<b>203</b>	<b>203</b>	<b>47.9</b>
<b>District of Columbia</b>											
Fort Lesley J McNair	Army Active	Washington, DC	68	1,414,768	0	0	0	0	107	107	386.7
Walter Reed AMC Main Post	Army Active	Washington, DC	53	4,704,864	0	0	9	41,946	113	113	1,423.3
* OTHER SITE(S) : 1			3	6,405	0	0	0	0	16	16	1.9
<b>District of Columbia Total:</b>			<b>124</b>	<b>6,126,037</b>	<b>0</b>	<b>0</b>	<b>9</b>	<b>41,946</b>	<b>236</b>	<b>236</b>	<b>1,811.9</b>
<b>Florida</b>											
Destin Moreno Point	Army Active	Destin	22	59,052	0	0	0	0	14	14	12.5
US Army Garrison-Miami	Army Active	Miami-Dade	5	633,185	1	20,219	4	192,501	0	34	175.0
* OTHER SITE(S) : 67			96	1,245,714	43	127,335	0	0	411	467	337.5
<b>Florida Total:</b>			<b>123</b>	<b>1,937,951</b>	<b>44</b>	<b>147,554</b>	<b>4</b>	<b>192,501</b>	<b>425</b>	<b>515</b>	<b>525.0</b>
<b>Georgia</b>											
Fort Benning GA	Army Active	Columbus	1,533	16,958,737	0	0	2,329	7,484,573	35,469	35,473	5,874.0
Fort Gillem	Army Active	Forest Park	174	5,793,726	47	142,220	5	9,275	1,531	1,531	1,133.0
Fort Gordon	Army Active	Augusta	638	7,983,962	5	78,906	28	382,112	24	24	2,638.6
Fort McPherson	Army Active	Atlanta	219	2,211,704	0	0	3	4,697	487	487	515.3
General Lucius D. Clay National Guard Center	Army Guard	Marietta	62	760,896	0	0	1	3,775	107	107	172.0
VTS Catoosa	Army Guard	Tunnel Hill	38	90,986	0	0	0	0	1,630	1,630	33.0

\* US Locations that do not meet criteria of at least ten (10) Acres AND at least \$10M PRV. US Territories and Non-US Locations that do not meet criteria of at least ten (10) Acres OR at least \$10M PRV.

**DEPARTMENT OF DEFENSE - Army**  
**Base Structure Report - As of 30 Sept 2013**

SITE	COMPONENT	NAME NEAREST CITY	BUILDINGS						ACRES OWNED	TOTAL ACRES	PRV (\$M)
			OWNED		LEASED		OTHER				
			COUNT	SQFT	COUNT	SQFT	COUNT	SQFT			
* OTHER SITE(S) : 21			1,852	15,155,459	3	44,248	1,448	8,171,760	101	101	5,543.0
<b>Georgia Total:</b>			<b>4,516</b>	<b>48,955,470</b>	<b>55</b>	<b>265,374</b>	<b>3,814</b>	<b>16,056,192</b>	<b>39,348</b>	<b>39,352</b>	<b>15,908.8</b>
<b>Guam</b>											
Guam US Army Reserve Center	Army Reserve	Barrigada	7	60,036	0	0	0	0	0	0	65.6
NG Fort Juan Muna	Army Guard	Barrigada	41	114,439	0	0	0	0	15	15	55.9
NG Guam Barrigada Complex	Army Guard	Barrigada	9	112,480	0	0	0	0	51	51	69.5
<b>Guam Total:</b>			<b>57</b>	<b>286,956</b>	<b>0</b>	<b>0</b>	<b>0</b>	<b>0</b>	<b>66</b>	<b>66</b>	<b>191.1</b>
<b>Hawaii</b>											
Aliamanu Military Reservation	Army Active	Honolulu	102	281,326	0	0	745	2,812,736	593	600	1,011.8
Dillingham Mil Res	Army Active	Waialua	5	4,176	0	0	0	0	664	664	35.5
Fort De Russey	Army Active	Honolulu	15	796,892	0	0	0	0	73	73	207.9
Fort Shafter	Army Active	Honolulu	163	1,743,483	0	0	162	519,068	589	589	1,047.1
Helemano Military Reservation	Army Active	Wahiawa	17	249,734	0	0	216	1,556,062	282	293	643.9
Kahuku Training Area	Army Active	Kahuku	23	33,638	0	0	0	0	8,330	9,480	31.8
Kawaihae Military Reserve	Army Active	Waimea	1	938	0	0	0	0	10	11	14.6
Kilauea Military Reserve	Army Active	Hawaii National Park	94	167,411	0	0	0	0	13	72	59.6
Kipapa Ammo Storage Site	Army Active	Miliani	70	179,462	0	0	0	0	401	401	110.1
Makua Military Reserve	Army Active	Waianae	4	4,873	0	0	0	0	3,413	4,195	27.9
NG Kalaeloa	Army Guard	Kapolei	24	575,279	0	0	0	0	147	147	294.5
NG TS Waiawa Gulch	Army Guard	Pearl City	9	105,298	0	0	0	0	19	19	33.6
Pohakuloa Training Area	Army Active	Hilo	177	309,158	0	0	4	362	108,829	131,805	376.4
Pupukea Paalaa Uka Mil Road	Army Active	Haleiwa	0	0	0	0	0	0	109	109	24.8
Schofield Bks Military Reservation	Army Active	Wahiawa	518	7,109,186	0	0	1,646	8,792,077	15,609	15,612	6,404.9
Signal Cable Trunking System	Army Active	Wahiawa	41	8,871	0	0	0	0	201	201	114.2
Tripler AMC	Army Active	Honolulu	39	1,841,173	0	0	40	275,926	367	367	1,804.4
USA Field Station Kunia	Army Active	Kunia	10	270,924	0	0	0	0	89	89	195.4
Waianae-Kai Military Reservation	Army Active	Waianae	48	47,743	1	637	0	0	0	14	23.8
Waikalkalaua Ammo Storage Tunnels	Army Active	Miliani	49	104,236	0	0	0	0	312	312	62.0
Wheeler Army Airfield	Army Active	Wahiawa	181	1,350,306	0	0	207	695,648	1,370	1,370	1,176.8
* OTHER SITE(S) : 6			10	49,829	0	0	1	17,504	35	23,047	35.3
<b>Hawaii Total:</b>			<b>1,600</b>	<b>15,233,936</b>	<b>1</b>	<b>637</b>	<b>3,021</b>	<b>14,669,383</b>	<b>141,456</b>	<b>189,469</b>	<b>13,736.1</b>
<b>Idaho</b>											
* OTHER SITE(S) : 10			29	150,337	0	0	0	0	197	1,283	47.2
<b>Idaho Total:</b>			<b>29</b>	<b>150,337</b>	<b>0</b>	<b>0</b>	<b>0</b>	<b>0</b>	<b>197</b>	<b>1,283</b>	<b>47.2</b>

\* US Locations that do not meet criteria of at least ten (10) Acres AND at least \$10M PRV. US Territories and Non-US Locations that do not meet criteria of at least ten (10) Acres OR at least \$10M PRV.

**DEPARTMENT OF DEFENSE - Army**  
**Base Structure Report - As of 30 Sept 2013**

SITE	COMPONENT	NAME NEAREST CITY	BUILDINGS						ACRES OWNED	TOTAL ACRES	PRV (\$M)
			OWNED		LEASED		OTHER				
			COUNT	SQFT	COUNT	SQFT	COUNT	SQFT			
<b>Illinois</b>											
Carbondale Reserve Center	Army Guard	Murphysboro	0	0	0	0	2	53,702	0	15	16.5
Charles Melvin Price Spt Ctr	Army Active	Granite City	10	349,240	0	0	3	3,641	136	136	77.0
Granite City USARC	Army Reserve	Granite City	20	186,630	0	0	0	0	30	30	49.5
Joliet AAP Elwood	Army Active	Wilmington	226	758,743	0	0	0	0	657	657	320.6
Joliet AAP Kankakee	Army Active	Wilmington	19	50,573	0	0	0	0	1,068	1,068	19.9
NG Galesburg Readiness Center	Army Guard	Galesburg	0	0	0	0	3	56,018	0	10	15.2
NG N Riverside (NG Maint Center)	Army Guard	Riverside	20	204,830	0	0	0	0	33	33	51.4
NG Peoria AASF	Army Guard	Peoria	18	155,706	0	0	1	350	44	44	49.7
Rock Island Arsenal	Army Active	Rock Island	192	6,819,958	31	87,017	1	20	880	880	1,816.4
Savanna Depot Act	Army Active	Savanna	726	2,862,571	0	0	0	0	8,145	8,145	1,026.0
* OTHER SITE(S) : 31			108	1,435,759	6	13,725	0	0	0	0	436.8
<b>Illinois Total:</b>			<b>1,339</b>	<b>12,824,010</b>	<b>37</b>	<b>100,742</b>	<b>10</b>	<b>113,731</b>	<b>10,994</b>	<b>11,019</b>	<b>3,879.1</b>
<b>Indiana</b>											
Camp Atterbury	Army Guard	Edinburg	425	1,837,707	0	0	0	0	33,142	34,391	565.0
Fort Benjamin Harrison	Army Active	Lawrence	0	0	0	0	0	0	67	67	43.5
Indiana AAP	Army Active	Charlestown	766	2,579,395	0	0	0	0	4,064	4,064	976.9
Jefferson Proving Ground	Army Active	Madison	110	280,668	0	0	0	0	51,964	51,964	173.4
Newport Chem Depot	Army Active	Newport	1	53,226	0	0	0	0	382	382	10.1
NG Muscatatuck Urban Training Center	Army Guard	Butlerville	47	472,471	1	22,824	1	2,125	0	934	169.0
* OTHER SITE(S) : 24			47	757,022	6	106,375	1	1,650	0	30	202.2
<b>Indiana Total:</b>			<b>1,396</b>	<b>5,980,489</b>	<b>7</b>	<b>129,199</b>	<b>2</b>	<b>3,775</b>	<b>89,619</b>	<b>91,833</b>	<b>2,140.1</b>
<b>Iowa</b>											
Camp Dodge Johnston TS	Army Guard	Johnston	30	764,037	1	25,540	249	1,382,902	28,847	31,180	718.5
Iowa AAP	Army Active	Middletown	959	4,218,334	0	0	1	1,500	19,011	19,011	1,374.4
* OTHER SITE(S) : 56			44	526,411	40	159,785	1	37,392	0	20	166.1
<b>Iowa Total:</b>			<b>1,033</b>	<b>5,508,782</b>	<b>41</b>	<b>185,325</b>	<b>251</b>	<b>1,421,794</b>	<b>47,858</b>	<b>50,212</b>	<b>2,259.0</b>
<b>Kansas</b>											
Fort Leavenworth	Army Active	Fort Leavenworth	325	4,586,174	0	0	734	4,972,888	5,637	5,637	2,399.1
Fort Riley	Army Active	Fort Riley	891	11,669,026	2	22,672	261	1,235,685	78,048	81,640	4,399.3
Kansas AAP	Army Active	Parsons	543	2,194,150	0	0	0	0	13,835	13,835	671.9
* OTHER SITE(S) : 21			46	681,938	2	17,034	0	0	0	0	266.1
<b>Kansas Total:</b>			<b>1,805</b>	<b>19,131,288</b>	<b>4</b>	<b>39,706</b>	<b>995</b>	<b>6,208,573</b>	<b>97,520</b>	<b>101,111</b>	<b>7,736.3</b>

\* US Locations that do not meet criteria of at least ten (10) Acres AND at least \$10M PRV. US Territories and Non-US Locations that do not meet criteria of at least ten (10) Acres OR at least \$10M PRV.



**DEPARTMENT OF DEFENSE - Army**  
**Base Structure Report - As of 30 Sept 2013**

SITE	COMPONENT	NAME NEAREST CITY	BUILDINGS						ACRES OWNED	TOTAL ACRES	PRV (\$M)
			OWNED		LEASED		OTHER				
			COUNT	SQFT	COUNT	SQFT	COUNT	SQFT			
<b>Kentucky</b>											
Blue Grass Army Depot	Army Active	Richmond	1,175	4,185,577	1	69,690	68	63,100	14,594	14,594	1,166.0
Fort Campbell	Army Active	Fort Campbell	539	8,370,474	0	0	1,052	4,556,521	43,175	43,175	5,385.5
Fort Knox	Army Active	Middletown	1,045	12,129,442	0	0	1,275	4,696,082	109,111	109,111	4,966.6
* OTHER SITE(S) : 22			44	390,516	13	220,267	0	0	1,338	1,348	132.8
<b>Kentucky Total:</b>			<b>2,803</b>	<b>25,076,010</b>	<b>14</b>	<b>289,957</b>	<b>2,395</b>	<b>9,315,703</b>	<b>168,218</b>	<b>168,227</b>	<b>11,650.9</b>
<b>Louisiana</b>											
England Authority	Army Active	Alexandria	2	59,274	20	135,300	1	2,128	0	252	55.8
Fort Polk	Army Active	Fort Polk	976	7,757,971	0	0	1,300	7,397,777	100,110	198,722	3,803.0
* OTHER SITE(S) : 14			27	267,025	1	1,344	0	0	15	15	81.0
<b>Louisiana Total:</b>			<b>1,005</b>	<b>8,084,269</b>	<b>21</b>	<b>136,644</b>	<b>1,301</b>	<b>7,399,905</b>	<b>100,125</b>	<b>198,989</b>	<b>3,939.8</b>
<b>Maine</b>											
NG Auburn TS	Army Guard	Auburn	14	86,989	0	0	0	0	154	170	22.8
NG Bangor TS	Army Guard	Bangor	28	336,351	0	0	0	0	180	205	112.2
NG Bog Brook Riley TS	Army Guard	West Bethel	23	20,275	0	0	0	0	166	213	99.8
* OTHER SITE(S) : 6			21	177,001	0	0	0	0	1,111	1,111	50.9
<b>Maine Total:</b>			<b>86</b>	<b>620,616</b>	<b>0</b>	<b>0</b>	<b>0</b>	<b>0</b>	<b>1,611</b>	<b>1,700</b>	<b>285.6</b>
<b>Marshall Islands</b>											
Ennylabegan Island	Army Active	Kwajalein Atoll	13	25,269	0	0	0	0	0	0	31.9
Illeginni Island	Army Active	Kwajalein Atoll	14	26,044	0	0	0	0	0	0	31.3
Meck Island	Army Active	Kwajalein Atoll	43	242,285	0	0	0	0	0	0	215.4
Roi-Namur Island	Army Active	Kwajalein Atoll	107	477,065	0	0	1	100	0	0	491.7
US Army Kwajalein Atoll	Army Active	Kwajalein Atoll	523	2,431,798	0	0	1	2,310	0	1,361	2,150.7
* OTHER SITE(S) : 6			28	16,870	0	0	0	0	0	0	38.3
<b>Marshall Islands Total:</b>			<b>728</b>	<b>3,219,331</b>	<b>0</b>	<b>0</b>	<b>2</b>	<b>2,410</b>	<b>0</b>	<b>1,361</b>	<b>2,959.3</b>
<b>Maryland</b>											
Aberdeen Proving Ground	Army Active	Aberdeen	1,426	14,067,131	0	0	60	960,874	72,380	72,380	4,743.0
Blossom Point Research Facility	Army Active	Welcome	70	92,790	0	0	1	1,600	1,600	1,600	37.5
Fort Detrick	Army Active	Frederick	224	2,390,420	0	0	318	1,015,867	1,153	1,153	1,528.2
Fort George G Meade	Army Active	Fort Meade	289	5,939,594	10	40,912	1,210	4,796,504	5,067	5,067	2,531.8
NG Pvt Henry Costin	Army Guard	Laurel	3	56,225	0	0	0	0	23	23	15.0
USA Adelphi Laboratory Ctr	Army Active	Hyattsville	39	1,123,689	0	0	1	80	70	70	391.5
Walter Reed AMC Forest Glen	Army Active	Silver Spring	49	1,052,321	0	0	0	0	132	132	333.5
Walter Reed AMC Glen Haven	Army Active	Silver Spring	1	6,996	0	0	23	442,086	21	21	64.8

\* US Locations that do not meet criteria of at least ten (10) Acres AND at least \$10M PRV. US Territories and Non-US Locations that do not meet criteria of at least ten (10) Acres OR at least \$10M PRV.

**DEPARTMENT OF DEFENSE - Army**  
**Base Structure Report - As of 30 Sept 2013**

SITE	COMPONENT	NAME NEAREST CITY	BUILDINGS						ACRES OWNED	TOTAL ACRES	PRV (\$M)
			OWNED		LEASED		OTHER				
			COUNT	SQFT	COUNT	SQFT	COUNT	SQFT			
* OTHER SITE(S) : 28			47	482,439	145	193,793	0	0	97	98	424.2
<b>Maryland Total:</b>			<b>2,148</b>	<b>25,211,605</b>	<b>155</b>	<b>234,705</b>	<b>1,613</b>	<b>7,217,011</b>	<b>80,544</b>	<b>80,545</b>	<b>10,069.5</b>
<b>Massachusetts</b>											
Cpl G M Craig USARC/AMSA	Army Reserve	Brockton	3	70,109	0	0	0	0	14	14	20.0
MTA Camp Edwards	Army Guard	Bourne	133	711,105	0	0	11	155,339	0	14,712	374.8
NG Rehoboth-TS Nike	Army Guard	Rehoboth	8	38,564	0	0	0	0	17	17	13.2
NG Westfield/Barnes	Army Guard	Westfield	4	67,557	0	0	0	0	0	36	27.9
SSC Hudson Housing	Army Active	Natick	15	50,489	0	0	0	0	134	134	10.7
US Army Soldier Systems Center Natick	Army Active	Natick	80	940,894	0	0	0	0	78	78	335.3
* OTHER SITE(S) : 21			214	2,784,523	2	3,286	0	0	35	38	904.2
<b>Massachusetts Total:</b>			<b>457</b>	<b>4,663,241</b>	<b>2</b>	<b>3,286</b>	<b>11</b>	<b>155,339</b>	<b>279</b>	<b>15,029</b>	<b>1,686.1</b>
<b>Michigan</b>											
CTC Fort Custer Trng Center	Army Guard	Augusta	127	698,588	0	0	0	0	7,570	7,570	242.6
Detroit Arsenal	Army Active	Warren	85	2,055,399	0	0	2	1,054	170	178	891.1
NG Grayling Airfield	Army Guard	Grayling	24	111,608	0	0	0	0	875	875	104.2
* OTHER SITE(S) : 22			56	804,857	10	304,580	0	0	103	103	314.8
<b>Michigan Total:</b>			<b>292</b>	<b>3,670,451</b>	<b>10</b>	<b>304,580</b>	<b>2</b>	<b>1,054</b>	<b>8,718</b>	<b>8,726</b>	<b>1,552.7</b>
<b>Minnesota</b>											
NG Arden Hills Army TS	Army Guard	St. Paul	48	251,749	0	0	0	0	1,496	1,496	95.0
Twin Cities AAP	Army Active	St. Paul	110	2,839,712	0	0	0	0	677	677	977.8
* OTHER SITE(S) : 17			33	632,331	5	20,344	0	0	6	6	171.6
<b>Minnesota Total:</b>			<b>191</b>	<b>3,723,792</b>	<b>5</b>	<b>20,344</b>	<b>0</b>	<b>0</b>	<b>2,179</b>	<b>2,179</b>	<b>1,244.4</b>
<b>Mississippi</b>											
CTA Camp McCain	Army Guard	Grenada	97	401,247	0	0	0	0	12,972	12,972	143.4
MTA Camp Shelby	Army Guard	Hattiesburg	6	5,884	0	0	1,099	3,857,094	200	133,682	1,122.5
* OTHER SITE(S) : 90			43	726,207	71	153,116	7	90,490	45	190	181.7
<b>Mississippi Total:</b>			<b>146</b>	<b>1,133,338</b>	<b>71</b>	<b>153,116</b>	<b>1,106</b>	<b>3,947,584</b>	<b>13,217</b>	<b>146,843</b>	<b>1,447.5</b>
<b>Missouri</b>											
Fort Leonard Wood	Army Active	Fort Leonard Wood	1,388	12,176,823	0	0	868	2,734,101	14	9,686	4,503.2
Lake City AAP	Army Active	Independence	359	2,953,603	0	0	8	2,299	3,950	3,950	1,070.1
Lake Of The Ozarks Recreation	Army Active	Linn Creek	18	17,439	0	0	0	0	0	359	28.0
MTA Camp Crowder Neosho	Army Guard	Neosho	55	180,389	0	0	0	0	4,362	4,362	84.6

\* US Locations that do not meet criteria of at least ten (10) Acres AND at least \$10M PRV. US Territories and Non-US Locations that do not meet criteria of at least ten (10) Acres OR at least \$10M PRV.

**DEPARTMENT OF DEFENSE - Army**  
**Base Structure Report - As of 30 Sept 2013**

SITE	COMPONENT	NAME NEAREST CITY	BUILDINGS						ACRES OWNED	TOTAL ACRES	PRV (\$M)
			OWNED		LEASED		OTHER				
			COUNT	SQFT	COUNT	SQFT	COUNT	SQFT			
NG MTA Camp Clark Nevada	Army Guard	Nevada	94	157,382	0	0	16	20,330	0	1,282	84.5
NG Springfield AVCRAD	Army Guard	Springfield	0	0	0	0	6	138,760	0	107	46.7
NG TS Clark Natl Forest Wappapello	Army Guard	Wappapello	11	16,402	0	0	0	0	2,200	2,200	10.7
* OTHER SITE(S) : 28			76	739,785	11	274,084	1	48,296	18	18	426.8
<b>Missouri Total:</b>			<b>2,001</b>	<b>16,241,823</b>	<b>11</b>	<b>274,084</b>	<b>899</b>	<b>2,943,786</b>	<b>10,544</b>	<b>21,965</b>	<b>6,254.5</b>
<b>Montana</b>											
MTA Fort Wm Henry Harrison	Army Guard	Helena	114	735,441	0	0	1	1,080	4,371	6,387	218.4
NG Fort Missoula - FMS 02	Army Guard	Missoula	11	71,013	0	0	0	0	14	14	14.9
NG Helena Aviation RC- AASF	Army Guard	Helena	12	222,287	0	0	0	0	0	60	62.2
NG MTA Limestone Hills	Army Guard	Townsend	5	8,128	0	0	3	2,024	0	19,997	49.3
* OTHER SITE(S) : 8			13	126,677	0	0	0	0	4,693	4,693	33.0
<b>Montana Total:</b>			<b>155</b>	<b>1,163,546</b>	<b>0</b>	<b>0</b>	<b>4</b>	<b>3,104</b>	<b>9,078</b>	<b>31,151</b>	<b>377.9</b>
<b>Nebraska</b>											
Camp Ashland	Army Guard	Ashland	52	210,192	0	0	0	0	980	980	67.4
Cornhusker AAP	Army Active	Grand Island	15	16,282	1	3,100	0	0	297	297	72.6
NG Greenlief TS/UTES	Army Guard	Hastings	124	328,685	0	0	0	0	3,239	3,239	134.9
NG Lincoln AASF/Readiness Center	Army Guard	Lincoln	10	351,485	0	0	0	0	65	65	87.6
NG Mead TS/FMS 06/UTES	Army Guard	Mead	28	144,100	0	0	0	0	1,212	1,212	48.8
* OTHER SITE(S) : 14			20	231,287	7	100,170	0	0	376	376	82.3
<b>Nebraska Total:</b>			<b>249</b>	<b>1,282,031</b>	<b>8</b>	<b>103,270</b>	<b>0</b>	<b>0</b>	<b>6,170</b>	<b>6,170</b>	<b>493.7</b>
<b>Nevada</b>											
Hawthorne Army Depot	Army Active	Hawthorne	2,498	9,687,624	0	0	0	0	7,429	147,236	3,567.9
* OTHER SITE(S) : 6			11	138,152	1	22,624	1	10,404	389	390	67.8
<b>Nevada Total:</b>			<b>2,509</b>	<b>9,825,776</b>	<b>1</b>	<b>22,624</b>	<b>1</b>	<b>10,404</b>	<b>7,818</b>	<b>147,626</b>	<b>3,635.7</b>
<b>New Hampshire</b>											
* OTHER SITE(S) : 6			16	278,838	0	0	0	0	11	11	77.5
<b>New Hampshire Total:</b>			<b>16</b>	<b>278,838</b>	<b>0</b>	<b>0</b>	<b>0</b>	<b>0</b>	<b>11</b>	<b>11</b>	<b>77.5</b>
<b>New Jersey</b>											
Fort Monmouth Main Post	Army Active	Red Bank	439	5,021,991	0	0	1	5,100	1,126	1,126	1,615.3
Picatinny Arsenal	Army Active	Dover	618	3,423,414	0	0	53	177,057	6,493	6,493	6,002.9
* OTHER SITE(S) : 11			42	544,763	0	0	0	0	1	1	145.2

\* US Locations that do not meet criteria of at least ten (10) Acres AND at least \$10M PRV. US Territories and Non-US Locations that do not meet criteria of at least ten (10) Acres OR at least \$10M PRV.

**DEPARTMENT OF DEFENSE - Army**  
**Base Structure Report - As of 30 Sept 2013**

SITE	COMPONENT	NAME NEAREST CITY	BUILDINGS						ACRES OWNED	TOTAL ACRES	PRV (\$M)
			OWNED		LEASED		OTHER				
			COUNT	SQFT	COUNT	SQFT	COUNT	SQFT			
<b>New Jersey Total:</b>			<b>1,099</b>	<b>8,990,168</b>	<b>0</b>	<b>0</b>	<b>54</b>	<b>182,157</b>	<b>7,620</b>	<b>7,620</b>	<b>7,763.4</b>
<b><u>New Mexico</u></b>											
Fort Bliss AAA Ranges	Army Active	Orogrande	559	1,383,189	0	0	14	7,256	977,394	995,404	1,042.3
Fort Wingate Depot Activity	Army Active	Fort Wingate	828	1,922,434	0	0	0	0	307	16,691	610.7
White Sands Missile Range	Army Active	Las Cruces	1,103	4,758,019	0	0	474	842,341	2,293,431	2,293,431	2,892.2
* OTHER SITE(S) : 9			11	66,014	0	0	0	0	17,055	17,055	18.6
<b>New Mexico Total:</b>			<b>2,501</b>	<b>8,129,656</b>	<b>0</b>	<b>0</b>	<b>488</b>	<b>849,597</b>	<b>3,288,187</b>	<b>3,322,581</b>	<b>4,563.7</b>
<b><u>New York</u></b>											
Fort Hamilton	Army Active	New York City	50	708,788	0	0	29	483,261	178	178	431.4
NG Farmingdale TS OMS 18	Army Guard	Farmingdale	3	216,024	0	0	0	0	13	13	52.5
NG Rochester CSMS C	Army Guard	Rochester	3	74,713	0	0	0	0	10	10	22.4
NG Youngstown TS	Army Guard	Ransomville	44	66,271	0	0	0	0	860	860	25.6
Seneca Army Depot Activity	Army Active	Romulus	16	49,827	0	0	0	0	1,381	1,381	55.5
Stewart Annex	Army Active	Holtsville	4	68,493	0	0	0	0	10	10	31.7
Watervliet Arsenal	Army Active	Troy	72	2,167,465	0	0	0	0	143	143	577.1
West Point Mil Reservation	Army Active	West Point	484	7,419,720	1	19,054	136	1,188,116	16,068	16,068	3,699.5
* OTHER SITE(S) : 58			1,248	12,917,039	24	48,871	1,400	6,454,463	0	0	5,548.0
<b>New York Total:</b>			<b>1,924</b>	<b>23,688,341</b>	<b>25</b>	<b>67,925</b>	<b>1,565</b>	<b>8,125,840</b>	<b>18,664</b>	<b>18,664</b>	<b>10,443.9</b>
<b><u>North Carolina</u></b>											
Camp Mackall	Army Active	Hoffman	66	309,891	0	0	0	0	7,917	63,197	147.7
Fort Bragg	Army Active	Fort Bragg	2,289	32,005,423	0	0	3,414	13,131,779	153,079	153,081	11,906.4
Housing/Heritage Village	Army Active	Raeford	0	0	252	658,104	0	0	0	70	72.3
Military Ocean Tml Sunny Point	Army Active	Southport	90	255,960	0	0	0	0	16,318	16,318	693.2
NG Foothills Readiness Ctr/FMS 2	Army Guard	Lenoir	0	0	0	0	3	68,545	0	25	41.7
* OTHER SITE(S) : 47			110	761,082	6	18,138	2	41,490	154	1,247,673	170.9
<b>North Carolina Total:</b>			<b>2,555</b>	<b>33,332,356</b>	<b>258</b>	<b>676,242</b>	<b>3,419</b>	<b>13,241,814</b>	<b>177,468</b>	<b>1,480,363</b>	<b>13,032.1</b>
<b><u>North Dakota</u></b>											
Mickelsen Stanley R SFG MSR	Army Reserve	Nekoma	13	277,261	0	0	0	0	631	631	94.7
Mickelsen Stanley R SFG RSL 1	Army Reserve	Hampden	2	15,267	0	0	0	0	315	315	10.0
Mickelsen Stanley R SFG RSL 3	Army Reserve	Nekoma	3	15,130	0	0	0	0	333	333	11.8
Mickelsen Stanley R SFG RSL 4	Army Reserve	Fairdale	2	15,409	0	0	0	0	318	318	10.8
NG Grand Forks Armory	Army Guard	Grand Forks	1	90,659	0	0	0	0	0	11	21.5
NG Minot MD	Army Guard	Minot	1	121,697	0	0	0	0	0	22	33.4
* OTHER SITE(S) : 5			19	83,169	0	0	0	0	1,044	1,152	25.9

\* US Locations that do not meet criteria of at least ten (10) Acres AND at least \$10M PRV. US Territories and Non-US Locations that do not meet criteria of at least ten (10) Acres OR at least \$10M PRV.

**DEPARTMENT OF DEFENSE - Army**  
**Base Structure Report - As of 30 Sept 2013**

SITE	COMPONENT	NAME NEAREST CITY	BUILDINGS						ACRES OWNED	TOTAL ACRES	PRV (\$M)
			OWNED		LEASED		OTHER				
			COUNT	SQFT	COUNT	SQFT	COUNT	SQFT			
<b>North Dakota Total:</b>			<b>41</b>	<b>618,592</b>	<b>0</b>	<b>0</b>	<b>0</b>	<b>0</b>	<b>2,641</b>	<b>2,782</b>	<b>208.1</b>
<b><u>Northern Mariana Islands</u></b>											
9th RRC - Saipan	Army Reserve	Unknown	5	15,706	0	0	2	280	0	0	18.3
<b>Northern Mariana Islands Total:</b>			<b>5</b>	<b>15,706</b>	<b>0</b>	<b>0</b>	<b>2</b>	<b>280</b>	<b>0</b>	<b>0</b>	<b>18.3</b>
<b><u>Ohio</u></b>											
Defense Supply Center Columbus	Army Active	Columbus	64	3,723,900	0	0	0	0	489	489	822.4
Mansfield MD	Army Guard	Mansfield	3	84,920	0	0	0	0	24	24	21.6
NG Camp Sherman TS	Army Guard	Chillicothe	11	61,467	0	0	0	0	463	463	19.4
NG Defense Supply Center Columbus ARNG Support Center	Army Guard	Columbus	4	218,217	0	0	0	0	40	40	52.0
NG McConnellsville TS	Army Guard	McConnellsville	13	187,448	0	0	0	0	444	444	43.0
NG Rickenbacker (MTA)	Army Guard	Columbus	28	334,669	0	0	0	0	124	124	96.2
Ravenna AAP	Army Active	Ravenna	25	181,169	0	0	0	0	1,280	1,280	74.2
Ravenna Training and Log Site	Army Guard	Newton Falls	916	3,202,200	0	0	0	0	20,160	20,160	876.4
US Army Joint Sys Mfg Ctr Lima	Army Active	Lima	43	1,620,917	0	0	0	0	369	369	355.5
* OTHER SITE(S) : 28			66	1,126,878	0	0	0	0	24	24	258.7
<b>Ohio Total:</b>			<b>1,173</b>	<b>10,741,784</b>	<b>0</b>	<b>0</b>	<b>0</b>	<b>0</b>	<b>23,417</b>	<b>23,417</b>	<b>2,619.4</b>
<b><u>Oklahoma</u></b>											
Camp Gruber	Army Guard	Braggs	149	437,638	0	0	0	0	33,027	33,027	219.8
Fort Sill	Army Active	Fort Sill	1,062	12,385,688	1	220	794	2,612,345	93,839	93,841	3,945.0
McAlester AAP	Army Active	McAlester	2,185	9,749,940	0	0	0	0	44,962	44,968	2,547.9
NG Regional Trng Inst	Army Guard	Oklahoma City	10	179,642	0	0	0	0	33	33	39.4
* OTHER SITE(S) : 22			21	152,621	17	65,746	0	0	1	1	60.4
<b>Oklahoma Total:</b>			<b>3,427</b>	<b>22,905,528</b>	<b>18</b>	<b>65,966</b>	<b>794</b>	<b>2,612,345</b>	<b>171,861</b>	<b>171,869</b>	<b>6,812.5</b>
<b><u>Oregon</u></b>											
NG Bend Cotef	Army Guard	Bend	1	73,694	0	0	0	0	160	160	23.2
NG Biak Training Center	Army Guard	Powell Butte	3	33,580	0	0	10	28,984	76	44,121	32.6
NG Camp Adair Corvallis	Army Guard	Corvallis	10	17,438	0	0	0	0	527	527	16.5
Umatilla Chem Depot	Army Active	Hermiston	1,229	3,688,334	0	0	0	0	11,449	19,729	1,272.9
* OTHER SITE(S) : 6			7	61,654	1	6	0	0	6	6	17.5
<b>Oregon Total:</b>			<b>1,250</b>	<b>3,874,700</b>	<b>1</b>	<b>6</b>	<b>10</b>	<b>28,984</b>	<b>12,218</b>	<b>64,542</b>	<b>1,362.6</b>
<b><u>Pennsylvania</u></b>											
Carlisle Barracks	Army Active	Carlisle	95	1,055,547	0	0	64	306,947	70	70	596.9
Defense Distrib Depot Susq	Army Active	New Cumberland	134	7,685,093	0	0	0	0	848	848	1,687.4
Fort Indiantown Gap	Army Guard	Annaville	710	3,617,401	0	0	2	14,622	17,222	17,222	1,283.4

\* US Locations that do not meet criteria of at least ten (10) Acres AND at least \$10M PRV. US Territories and Non-US Locations that do not meet criteria of at least ten (10) Acres OR at least \$10M PRV.

**DEPARTMENT OF DEFENSE - Army**  
**Base Structure Report - As of 30 Sept 2013**

SITE	COMPONENT	NAME NEAREST CITY	BUILDINGS						ACRES OWNED	TOTAL ACRES	PRV (\$M)
			OWNED		LEASED		OTHER				
			COUNT	SQFT	COUNT	SQFT	COUNT	SQFT			
Letterkenny Army Depot	Army Active	Chambersburg	1,356	5,600,633	16	1,023,459	1	3,740	18,660	18,668	1,791.9
NG Fort Mifflin	Army Guard	Philadelphia	10	60,685	0	0	0	0	14	14	13.1
Scranton AAP	Army Active	Scranton	8	386,634	0	0	0	0	15	15	149.4
Tobyhanna Army Depot	Army Active	Tobyhanna	154	4,638,450	0	0	0	0	1,296	1,296	1,100.0
<b>* OTHER SITE(S) : 85</b>			251	2,481,011	19	325,227	0	0	197	306	816.3
<b>Pennsylvania Total:</b>			<b>2,718</b>	<b>25,525,454</b>	<b>35</b>	<b>1,348,686</b>	<b>67</b>	<b>325,309</b>	<b>38,322</b>	<b>38,440</b>	<b>7,438.3</b>
<b><u>Puerto Rico</u></b>											
AMSA 161 (G)	Army Reserve	Unknown	3	45,710	0	0	0	0	0	0	14.3
Cpt E.Rubio Jr./Puerto Nuevo	Army Reserve	Puerto Nuevo	8	88,729	0	0	0	0	0	0	22.9
Fort Buchanan	Army Reserve	Guaynabo	292	1,674,511	0	0	8	92,240	0	0	523.9
LTC H.G. Pesquera/Fort Allen	Army Reserve	Fort Buchanan	6	109,916	0	0	0	0	0	0	30.9
MTA Camp Santiago Rq	Army Guard	Salinas	311	819,213	0	0	0	0	11,930	11,930	298.6
NG Fort Allen	Army Guard	Juana Diaz	106	438,278	0	0	0	0	776	776	123.8
Ramey USARC/Aquadilla	Army Reserve	Aguadilla	7	170,196	0	0	0	0	5	5	27.1
Roosevelt Rds Nav Sta USARC	Army Reserve	Roosevelt Ros Naval Station	6	100,052	0	0	0	0	0	0	24.4
<b>* OTHER SITE(S) : 11</b>			27	110,878	4	30,272	0	0	0	0	37.9
<b>Puerto Rico Total:</b>			<b>766</b>	<b>3,557,483</b>	<b>4</b>	<b>30,272</b>	<b>8</b>	<b>92,240</b>	<b>12,712</b>	<b>12,712</b>	<b>1,103.7</b>
<b><u>Rhode Island</u></b>											
NG Camp Fogarty TS	Army Guard	East Greenwich	37	289,063	0	0	0	0	374	374	108.1
NG N Smithfield	Army Guard	Slatersville	8	32,209	0	0	0	0	24	24	11.0
<b>* OTHER SITE(S) : 11</b>			25	260,671	3	4,716	0	0	24	64	63.3
<b>Rhode Island Total:</b>			<b>70</b>	<b>581,943</b>	<b>3</b>	<b>4,716</b>	<b>0</b>	<b>0</b>	<b>422</b>	<b>462</b>	<b>182.4</b>
<b><u>South Carolina</u></b>											
NG MTA Clarks Hill Reservation	Army Guard	Plum Branch	32	37,283	0	0	0	0	871	871	14.2
<b>* OTHER SITE(S) : 15</b>			1,008	9,921,065	1	11,224	52	454,506	26	26	2,660.9
<b>South Carolina Total:</b>			<b>1,040</b>	<b>9,958,347</b>	<b>1</b>	<b>11,224</b>	<b>52</b>	<b>454,506</b>	<b>897</b>	<b>897</b>	<b>2,675.1</b>
<b><u>South Dakota</u></b>											
<b>* OTHER SITE(S) : 5</b>			13	107,537	0	0	0	0	391	391	28.1
<b>South Dakota Total:</b>			<b>13</b>	<b>107,537</b>	<b>0</b>	<b>0</b>	<b>0</b>	<b>0</b>	<b>391</b>	<b>391</b>	<b>28.1</b>
<b><u>Tennessee</u></b>											
Fort Campbell TN	Army Active	Clarksville	680	6,943,294	0	0	867	2,432,678	69,265	69,301	2,804.3
Holston AAP	Army Active	Kingsport	495	2,443,036	0	0	4	18,724	6,117	6,117	912.6

\* US Locations that do not meet criteria of at least ten (10) Acres AND at least \$10M PRV. US Territories and Non-US Locations that do not meet criteria of at least ten (10) Acres OR at least \$10M PRV.

**DEPARTMENT OF DEFENSE - Army**  
**Base Structure Report - As of 30 Sept 2013**

SITE	COMPONENT	NAME NEAREST CITY	BUILDINGS						ACRES OWNED	TOTAL ACRES	PRV (\$M)
			OWNED		LEASED		OTHER				
			COUNT	SQFT	COUNT	SQFT	COUNT	SQFT			
Milan AAP	Army Active	Milan	1,429	3,650,972	0	0	11	24,671	22,357	22,357	1,185.2
NG VTS Milan	Army Guard	Milan	65	233,850	0	0	0	0	2,490	2,490	63.3
NG VTS Smyrna	Army Guard	Smyrna	43	521,191	0	0	12	89,843	847	857	156.6
<b>* OTHER SITE(S) : 28</b>			109	4,517,434	14	19,367	0	0	121	121	683.0
<b>Tennessee Total:</b>			<b>2,821</b>	<b>18,309,777</b>	<b>14</b>	<b>19,367</b>	<b>894</b>	<b>2,565,916</b>	<b>101,197</b>	<b>101,243</b>	<b>5,805.0</b>
<b>Texas</b>											
Camp Stanley Stor Actv	Army Active	Boerne	187	678,528	0	0	0	0	4,000	4,000	151.8
Camp Swift	Army Guard	Bastrop	100	242,986	0	0	0	0	11,715	11,715	93.5
Fort Bliss	Army Active	El Paso	1,241	20,493,622	300	556,313	2,859	7,918,246	122,127	122,127	7,769.2
Fort Hood	Army Active	Killeen	2,080	20,909,831	298	350,677	3,235	11,289,707	208,932	214,223	8,797.9
Fort Wolters	Army Guard	Mineral Wells	66	114,308	0	0	0	0	3,990	3,990	73.5
Lone Star AAP	Army Active	Texarkana	839	2,904,727	0	0	0	0	15,571	15,571	880.9
Longhorn AAP	Army Active	Amarillo	379	1,080,134	0	0	0	0	8,493	8,493	278.2
NG Camp Bowie - Musgrave	Army Guard	Brownwood	12	13,358	0	0	0	0	3,858	3,858	11.2
NG Houston - Westheimer	Army Guard	Houston	4	94,915	0	0	0	0	29	29	18.7
NG Saginaw	Army Guard	Fort Worth	34	260,735	0	0	0	0	143	143	49.6
NG Temple	Army Guard	Temple	6	61,876	0	0	0	0	20	20	17.7
Red River Army Depot	Army Active	Texarkana	998	7,223,569	24	441,658	14	38,055	15,840	15,846	1,550.0
<b>* OTHER SITE(S) : 129</b>			196	2,359,188	87	848,997	0	0	534	538	637.3
<b>Texas Total:</b>			<b>6,142</b>	<b>56,437,778</b>	<b>709</b>	<b>2,197,645</b>	<b>6,108</b>	<b>19,246,008</b>	<b>395,252</b>	<b>400,553</b>	<b>20,329.5</b>
<b>Utah</b>											
Deseret Chemical Depot	Army Active	Stockton	324	1,384,035	0	0	2	960	4,198	19,364	440.6
Dugway Proving Ground	Army Active	Dugway	615	2,048,191	1	2,880	5	82,232	19,830	798,214	1,325.4
Fort Douglas MD Complex	Army Reserve	Salt Lake City	21	403,159	1	6,204	0	0	50	50	96.9
Green River Test Complex	Army Active	Las Cruces	31	52,362	0	0	0	0	3,628	3,628	45.4
MTA-L Camp Williams	Army Guard	Riverton	128	103,048	0	0	172	959,282	0	21,379	292.8
NG Saint George/FMS	Army Guard	St. George	9	56,093	0	0	0	0	0	70	12.3
Tooele Army Depot	Army Active	Tooele	1,056	2,634,723	20	664,116	1	4,617	19,887	23,914	1,407.0
<b>* OTHER SITE(S) : 10</b>			31	669,394	2	20,880	0	0	0	0	146.7
<b>Utah Total:</b>			<b>2,215</b>	<b>7,351,005</b>	<b>24</b>	<b>694,080</b>	<b>180</b>	<b>1,047,091</b>	<b>47,592</b>	<b>866,619</b>	<b>3,767.2</b>
<b>Vermont</b>											
NG Ethan Allen AFB MTA	Army Guard	Colchester	41	230,366	0	0	1	1,650	667	667	58.5
NG So Burlington AASF and RC	Army Guard	South Burlington	3	149,828	0	0	0	0	27	27	42.3
NG TS Ethan Allen Range	Army Guard	Jericho	116	329,074	0	0	1	1,988	10,380	10,380	139.3
<b>* OTHER SITE(S) : 7</b>			17	282,199	1	17,000	0	0	23	23	39.4

\* US Locations that do not meet criteria of at least ten (10) Acres AND at least \$10M PRV. US Territories and Non-US Locations that do not meet criteria of at least ten (10) Acres OR at least \$10M PRV.

**DEPARTMENT OF DEFENSE - Army**  
**Base Structure Report - As of 30 Sept 2013**

SITE	COMPONENT	NAME NEAREST CITY	BUILDINGS						ACRES OWNED	TOTAL ACRES	PRV (\$M)
			OWNED		LEASED		OTHER				
			COUNT	SQFT	COUNT	SQFT	COUNT	SQFT			
<b>Vermont Total:</b>			<b>177</b>	<b>991,466</b>	<b>1</b>	<b>17,000</b>	<b>2</b>	<b>3,638</b>	<b>11,097</b>	<b>11,097</b>	<b>279.5</b>
<b>Virgin Islands</b>											
	Army Guard	Frederiksted	2	8,247	0	0	0	0	56	56	5.6
	Army Guard	Christiansted	17	173,176	0	0	0	0	69	69	72.6
	Army Guard	Frederiksted	3	32,156	0	0	0	0	24	24	10.0
	<b>* OTHER SITE(S) : 2</b>		<b>6</b>	<b>31,000</b>	<b>3</b>	<b>17,635</b>	<b>1</b>	<b>600</b>	<b>2</b>	<b>7</b>	<b>15.8</b>
<b>Virgin Islands Total:</b>			<b>28</b>	<b>244,579</b>	<b>3</b>	<b>17,635</b>	<b>1</b>	<b>600</b>	<b>151</b>	<b>156</b>	<b>104.0</b>
<b>Virginia</b>											
	Army Active	Arlington	39	193,213	0	0	1	96	625	625	60.2
	Army Active	Richmond	71	4,776,262	0	0	0	0	674	674	779.8
	Army Active	Bowling Green	420	1,298,710	0	0	2	2,037	75,794	75,819	574.6
	Army Active	Fort Belvoir	442	9,302,742	0	0	949	3,947,851	8,670	8,670	3,954.8
	Army Active	Fort Lee	437	10,090,820	0	0	268	613,828	5,805	5,907	2,635.1
	Army Active	Hampton	274	2,019,810	0	0	5	208,293	160,050	160,050	489.4
	Army Active	Arlington	175	2,414,592	0	0	4	50,687	270	270	644.5
	Army Guard	Blackstone	509	2,307,845	0	0	0	0	41,595	43,065	869.8
	Army Guard	Sandston	26	106,970	0	0	0	0	0	92	36.2
	Army Guard	Arlington	3	463,710	0	0	0	0	15	15	69.9
	Army Guard	Virginia Beach	0	0	0	0	133	388,857	0	257	81.4
	Army Guard	Sandston	21	80,140	0	0	0	0	29	29	18.3
	Army Active	Radford	1,131	4,059,966	0	0	0	0	6,901	6,901	1,479.4
	Army Active	Charlottesville	9	265,724	0	0	0	0	76	76	37.1
	<b>* OTHER SITE(S) : 26</b>		<b>49</b>	<b>5,120,110</b>	<b>11</b>	<b>11,026</b>	<b>1</b>	<b>960</b>	<b>13</b>	<b>13</b>	<b>936.5</b>
<b>Virginia Total:</b>			<b>3,606</b>	<b>42,500,612</b>	<b>11</b>	<b>11,026</b>	<b>1,363</b>	<b>5,212,609</b>	<b>300,519</b>	<b>302,464</b>	<b>12,666.9</b>
<b>Washington</b>											
	Army Active	Tacoma	2,119	23,958,023	1	14	2,964	7,982,421	84,932	90,286	10,415.2
	Army Active	Moses Lake	0	0	1	0	0	0	0	35	38.2
	Army Guard	Kent	9	83,222	0	0	0	0	15	15	21.4
	Army Active	Yakima	226	890,926	4	301	0	0	323,249	323,432	821.7
	<b>* OTHER SITE(S) : 19</b>		<b>50</b>	<b>717,173</b>	<b>2</b>	<b>23,883</b>	<b>4</b>	<b>68,567</b>	<b>341</b>	<b>1,476</b>	<b>266.1</b>
<b>Washington Total:</b>			<b>2,404</b>	<b>25,649,345</b>	<b>8</b>	<b>24,198</b>	<b>2,968</b>	<b>8,050,988</b>	<b>408,537</b>	<b>415,245</b>	<b>11,562.6</b>
<b>West Virginia</b>											
	Army Guard	Kingwood	3	58,797	0	0	0	0	10	10	13.1
	Army Guard	Red House	7	397,131	0	0	0	0	47	47	91.7
	Army Guard	Kingwood	6	7,660	0	0	0	0	504	504	21.6

\* US Locations that do not meet criteria of at least ten (10) Acres AND at least \$10M PRV. US Territories and Non-US Locations that do not meet criteria of at least ten (10) Acres OR at least \$10M PRV.



**DEPARTMENT OF DEFENSE - Army**  
**Base Structure Report - As of 30 Sept 2013**

SITE	COMPONENT	NAME NEAREST CITY	BUILDINGS						ACRES OWNED	TOTAL ACRES	PRV (\$M)
			OWNED		LEASED		OTHER				
			COUNT	SQFT	COUNT	SQFT	COUNT	SQFT			
* OTHER SITE(S) : 27			64	597,052	0	0	0	0	20	20	174.7
		<b>West Virginia Total:</b>	<b>80</b>	<b>1,060,640</b>	<b>0</b>	<b>0</b>	<b>0</b>	<b>0</b>	<b>580</b>	<b>580</b>	<b>301.1</b>
<b><u>Wisconsin</u></b>											
Badger AAP	Army Active	Baraboo	44	159,717	0	0	0	0	3,581	3,581	204.9
Fort McCoy	Army Reserve	Sparta	1,409	6,664,887	1	1,785	14	107,151	0	40	2,186.3
* OTHER SITE(S) : 24			70	748,952	3	55,000	5	3,251	175	204	248.0
		<b>Wisconsin Total:</b>	<b>1,523</b>	<b>7,573,556</b>	<b>4</b>	<b>56,785</b>	<b>19</b>	<b>110,402</b>	<b>3,756</b>	<b>3,825</b>	<b>2,639.2</b>
<b><u>Wyoming</u></b>											
* OTHER SITE(S) : 4			0	0	1	30,000	0	0	0	8,864	7.1
		<b>Wyoming Total:</b>	<b>0</b>	<b>0</b>	<b>1</b>	<b>30,000</b>	<b>0</b>	<b>0</b>	<b>0</b>	<b>8,864</b>	<b>7.1</b>
		<b>US/US Territories Total:</b>	<b>76,928</b>	<b>642,202,385</b>	<b>1,693</b>	<b>8,780,677</b>	<b>38,820</b>	<b>152,148,030</b>	<b>7,172,525</b>	<b>11,026,351</b>	<b>255,743.8</b>

\* US Locations that do not meet criteria of at least ten (10) Acres AND at least \$10M PRV. US Territories and Non-US Locations that do not meet criteria of at least ten (10) Acres OR at least \$10M PRV.

**DEPARTMENT OF DEFENSE - Army**  
**Base Structure Report - As of 30 Sept 2013**

SITE	COMPONENT	NAME NEAREST CITY	BUILDINGS						ACRES OWNED	TOTAL ACRES	PRV (\$M)
			OWNED		LEASED		OTHER				
			COUNT	SQFT	COUNT	SQFT	COUNT	SQFT			
<b>Belgium</b>											
Brussels	Army Active	Brussels	0	0	9	30,377	0	0	0	0	61.6
Chievres AB	Army Active	Chievres Ab	56	365,902	0	0	67	407,470	0	0	539.5
Daumerie Caserne	Army Active	Chievres	2	328	0	0	37	251,650	0	0	129.2
Mons	Army Active	Mons	1	7,112	10	191,822	0	0	0	0	46.5
Shape Headquarters	Army Active	Mons	5	41,807	0	0	28	335,217	0	0	153.1
Sterrebeek Dependent School	Army Active	Brussels	12	64,425	0	0	0	0	0	0	62.0
* OTHER SITE(S) : 3			2	1,771	5	23,439	5	23,087	0	0	16.0
<b>Belgium Total:</b>			<b>78</b>	<b>481,344</b>	<b>24</b>	<b>245,638</b>	<b>137</b>	<b>1,017,424</b>	<b>0</b>	<b>0</b>	<b>1,007.8</b>
<b>Bulgaria</b>											
Novo Selo Training Area	Army Active	Unknown	76	347,076	0	0	0	0	0	0	65.4
<b>Bulgaria Total:</b>			<b>76</b>	<b>347,076</b>	<b>0</b>	<b>0</b>	<b>0</b>	<b>0</b>	<b>0</b>	<b>0</b>	<b>65.4</b>
<b>Colombia</b>											
* OTHER SITE(S) : 1			0	0	6	12,797	0	0	0	0	2.4
<b>Colombia Total:</b>			<b>0</b>	<b>0</b>	<b>6</b>	<b>12,797</b>	<b>0</b>	<b>0</b>	<b>0</b>	<b>0</b>	<b>2.4</b>
<b>Germany</b>											
Amelia Earhart Hotel	Army Active	Wiesbaden	9	2,180	0	0	1	216,207	0	0	72.5
American Arms Hotel	Army Active	Wiesbaden	4	838	0	0	3	292,208	0	0	94.5
Artillery Kaserne	Army Active	Garmisch	26	5,439	0	0	35	516,585	0	0	152.5
Askren Manor FH	Army Active	Schweinfurt	23	32,337	0	0	58	1,473,622	0	0	331.5
Aukamm Hsg Area	Army Active	Wiesbaden	8	51,124	0	0	111	1,283,489	0	0	331.1
Bamberg	Army Active	Bamberg	0	0	100	459,054	0	0	0	0	79.7
Bamberg Airfield	Army Active	Bamberg	4	9,894	0	0	3	2,676	0	0	53.0
Bamberg Storage & Range Area	Army Active	Bamberg	29	15,813	0	0	31	118,981	0	0	52.7
Barton Barracks	Army Active	Ansbach	10	64,668	0	0	25	382,487	0	0	138.2
Baumholder Airfield	Army Active	Baumholder	4	10,452	0	0	1	1,590	0	0	10.1
Baumholder Family Housing	Army Active	Baumholder	19	25,344	0	0	68	2,258,130	0	0	475.0
Baumholder Hospital	Army Active	Baumholder	7	32,272	0	0	13	189,768	0	0	85.7
Baumholder Qm Area	Army Active	Baumholder	17	37,631	0	0	28	359,388	0	0	95.9
Benjamin Franklin VII Family Housing	Army Active	Mannheim	34	166,873	0	0	145	2,982,959	0	0	711.5
Bleidorn Family Housing	Army Active	Ansbach	3	13,952	0	0	26	667,786	0	0	147.3
Boeblingen Family Housing	Army Active	Boeblingen	4	13,935	0	0	21	516,864	0	0	114.0
Boeblingen Training Area	Army Active	Boeblingen	10	5,942	0	0	34	32,846	0	0	42.0
Campbell Barracks	Army Active	Heidelberg	34	57,411	0	0	30	955,223	0	0	376.0
Coleman Barracks	Army Active	Mannheim	94	277,162	0	0	141	1,600,444	0	0	755.1
Conn Barracks	Army Active	Schweinfurt	232	511,112	0	0	50	1,326,089	0	0	729.3

\* US Locations that do not meet criteria of at least ten (10) Acres AND at least \$10M PRV. US Territories and Non-US Locations that do not meet criteria of at least ten (10) Acres OR at least \$10M PRV.

**DEPARTMENT OF DEFENSE - Army**  
**Base Structure Report - As of 30 Sept 2013**

SITE	COMPONENT	NAME NEAREST CITY	BUILDINGS						ACRES OWNED	TOTAL ACRES	PRV (\$M)
			OWNED		LEASED		OTHER				
			COUNT	SQFT	COUNT	SQFT	COUNT	SQFT			
Crestview Hsg Area	Army Active	Wiesbaden	0	0	0	0	56	1,018,628	0	0	193.0
Daenner Kaserne	Army Active	Kaiserlautern	24	31,968	0	0	28	424,638	0	0	160.1
Dannenfels Communications Sta	Army Active	Mannheim	6	21,499	0	0	0	0	0	0	10.2
Darmstadt Training Center	Army Active	Darmstadt	21	59,779	0	0	5	43,897	0	0	44.0
Dexheim Missile Fac	Army Active	Dexheim	11	15,432	0	0	17	39,800	0	0	21.6
East Camp Grafenwoehr	Army Active	Grafenwohr	499	2,881,621	1	2,943	604	3,574,007	0	0	2,400.3
Echterdingen Airfield	Army Active	Stuttgart	12	27,834	0	0	16	161,611	0	0	69.7
Fintherlandstr Family Housing	Army Active	Mainz	2	120	0	0	18	190,855	0	0	37.4
Flynn FH & Training Areas	Army Active	Bamberg	94	250,210	0	0	62	1,392,967	0	0	392.5
Freihoelser Tng Area	Army Active	Amberg	12	11,460	0	0	0	0	0	0	13.7
Funari Barracks	Army Active	Mannheim	18	36,694	0	0	16	308,952	0	0	111.8
Garmisch Family Housing	Army Active	Garmisch	5	2,448	0	0	20	345,004	0	0	86.1
General Abrams Hotel And Disp	Army Active	Garmisch	0	0	0	0	10	215,918	0	0	69.1
Germersheim Army Depot	Army Active	Germersheim	133	1,695,159	0	0	22	460,288	0	0	603.9
Giessen General Depot	Army Active	Giessen	31	28,748	0	0	36	1,341,279	0	0	371.0
Grafenwoehr	Army Active	Grafenwohr	0	0	1,675	4,864,235	0	0	0	0	829.8
Grafenwoehr Training Area	Army Active	Grafenwohr	579	391,618	0	0	12	11,852	0	0	727.6
Gruenstadt AAFES Fac	Army Active	Gruenstadt	11	50,071	0	0	14	306,078	0	0	84.4
Hainerberg Housing and Shop Ctr	Army Active	Wiesbaden	30	252,072	0	0	76	1,927,048	0	0	523.4
Hammonds Barracks	Army Active	Seckenheim	2	291	0	0	9	254,771	0	0	86.5
Heidelberg Army Heliport	Army Active	Heidelberg	13	17,278	0	0	9	49,663	0	0	49.7
Heidelberg Community Sup Ctr	Army Active	Heidelberg	27	58,158	0	0	13	362,806	0	0	115.7
Heidelberg Golf Course	Army Active	Heidelberg	10	16,123	0	0	0	0	0	0	15.4
Heidelberg Hospital	Army Active	Heidelberg	19	4,603	0	0	24	515,664	0	0	230.8
Hohenfels	Army Active	Hohenfels	0	0	477	1,178,011	0	0	0	0	205.3
Hohenfels Training Area	Army Active	Hohenfels	585	1,409,247	1	151	353	1,790,117	0	0	1,617.6
Hoppstaedten Waterworks	Army Active	Baumholder	2	3,085	0	0	4	24,555	0	0	28.2
Husterhoeh Kaserne	Army Active	Pirmasens	44	500,170	0	0	25	508,590	0	0	226.6
Illesheim Leased	Army Active	Illesheim	0	0	88	245,751	0	0	0	0	42.5
Kaiserslautern	Army Active	Kaiserslautern	1	44,485	0	0	0	0	0	0	24.1
Kaiserslautern Army Depot	Army Active	Kaiserslautern	96	711,396	0	0	58	907,689	0	0	528.9
Kaiserslautern Equip Spt Ctr	Army Active	Kaiserslautern	25	34,333	0	0	19	179,906	0	0	63.6
Kastel Housing Area	Army Active	Wiesbaden	8	16,657	0	0	11	372,832	0	0	81.4
Katterbach Kaserne	Army Active	Ansbach	60	214,215	0	0	98	2,455,977	0	0	831.1
Kefurt & Craig Village Family Housing	Army Active	Stuttgart	1	921	0	0	39	1,009,586	0	0	199.8
Kelley Barracks	Army Active	Stuttgart	32	119,486	0	0	23	731,681	0	0	284.6
Kilbourne Kaserne	Army Active	Heidelberg	9	10,638	0	0	17	87,076	0	0	40.9
Kitzingen	Army Active	Kitzingen	0	0	272	633,164	0	0	0	0	109.1
Kleber Kaserne	Army Active	Kaiserslautern	56	282,604	0	0	30	704,051	0	0	333.9
Kornwestheim Golf Course	Army Active	Kornwestheim	5	27,918	0	0	1	435	0	0	14.9

\* US Locations that do not meet criteria of at least ten (10) Acres AND at least \$10M PRV. US Territories and Non-US Locations that do not meet criteria of at least ten (10) Acres OR at least \$10M PRV.

**DEPARTMENT OF DEFENSE - Army**  
**Base Structure Report - As of 30 Sept 2013**

SITE	COMPONENT	NAME NEAREST CITY	BUILDINGS						ACRES OWNED	TOTAL ACRES	PRV (\$M)
			OWNED		LEASED		OTHER				
			COUNT	SQFT	COUNT	SQFT	COUNT	SQFT			
Lampertheim Training Area	Army Active	Lampertheim	4	722	0	0	1	516	0	0	34.9
Landstuhl Heliport	Army Active	Landstuhl	39	81,331	0	0	0	0	0	0	55.0
Landstuhl Hospital	Army Active	Landstuhl	96	250,053	0	0	72	1,477,751	0	0	868.4
Ledward Barracks	Army Active	Schweinfurt	154	244,270	0	0	51	1,352,308	0	0	540.4
Mainz-Kastel Station	Army Active	Wiesbaden	21	24,314	0	0	29	763,845	0	0	213.5
Mark Twain Village Family Housing	Army Active	Heidelberg	9	25,187	0	0	55	1,493,935	0	0	375.2
McCully Barracks	Army Active	Wackernheim	29	164,989	0	0	32	348,234	0	0	184.1
Miesau	Army Active	Miesau	0	0	0	0	0	0	0	0	12.0
Miesau Ammo Depot	Army Active	Miesau	121	840,255	0	0	496	1,528,504	0	0	747.9
Moehringen Family Housing	Army Active	Stuttgart	1	80	0	0	34	400,616	0	0	75.3
Nathan Hale Qm Area	Army Active	Darmstadt	22	60,011	0	0	27	369,185	0	0	107.2
Oberammergau NATO School	Army Active	Garmisch	3	1,827	0	0	4	43,010	0	0	14.5
Oberdachstetten Training Area	Army Active	Ansbach	22	26,304	0	0	77	252,098	0	0	104.2
Panzer Kaserne	Army Active	Stuttgart	23	225,788	0	0	40	1,274,496	0	0	470.2
Panzer Kaserne	Army Active	Kaiserlautern	5	1,212	0	0	10	303,670	0	0	110.1
Patch Barracks	Army Active	Stuttgart	37	389,182	0	0	38	1,155,512	0	0	529.6
Patrick Henry Village Family Housing	Army Active	Heidelberg	56	434,583	0	0	192	2,951,233	0	0	820.7
Patton Barracks	Army Active	Heidelberg	31	81,338	0	0	27	658,968	0	0	238.6
Pfeffelbach Waterworks	Army Active	Pfeffelbach	1	78	0	0	2	16,896	0	0	23.8
Pulaski Barracks	Army Active	Kaiserlautern	40	71,477	0	0	33	205,049	0	0	110.3
Rheinblick Rec Annex	Army Active	Wiesbaden	6	14,002	0	0	2	14,052	0	0	14.5
Rhine Ordnance Barracks	Army Active	Kaiserlautern	128	450,818	0	0	847	1,908,159	0	0	838.7
Robinson Barracks	Army Active	Stuttgart	4	86,810	0	0	4	19,180	0	0	30.8
Robinson-Grenadier Family Housing	Army Active	Stuttgart	2	515	0	0	52	1,396,782	0	0	315.5
Schweinfurt	Army Active	Schweinfurt	0	0	99	576,462	0	0	0	0	98.8
Schweinfurt Training Areas	Army Active	Schweinfurt	98	80,986	0	0	6	12,606	0	0	46.9
Sembach Admin Annex	Army Active	Sembach	41	575,105	0	0	79	1,788,286	0	0	649.4
Sheridan Barracks	Army Active	Garmisch	4	301,899	0	0	11	401,133	0	0	180.7
Shipton Kaserne	Army Active	Ansbach	89	507,816	0	0	22	246,324	0	0	216.4
Smith Barracks	Army Active	Baumholder	187	521,171	0	0	192	3,098,237	0	0	1,405.0
South Camp Vilseck	Army Active	Vilseck	561	4,005,994	0	0	136	1,330,063	0	0	1,754.9
Spinelli Barracks	Army Active	Mannheim	37	14,799	0	0	72	1,499,120	0	0	389.6
Steuben & Weicht VII Family Housing	Army Active	Stuttgart	2	782	0	0	54	555,685	0	0	112.2
Storck Barracks	Army Active	Illesheim	46	110,491	0	0	97	1,873,425	0	0	640.1
Stuttgart Dependent School	Army Active	Stuttgart	1	301	0	0	4	167,796	0	0	51.4
Sullivan Barracks	Army Active	Mannheim	28	153,650	0	0	51	931,535	0	0	360.2
Taylor Barracks	Army Active	Mannheim	78	196,294	0	0	27	654,632	0	0	293.9
Tompkins Barracks	Army Active	Schwetzingen	30	64,491	0	0	32	594,484	0	0	235.0
Vilseck	Army Active	Vilseck	0	0	141	679,741	0	0	0	0	115.3

\* US Locations that do not meet criteria of at least ten (10) Acres AND at least \$10M PRV. US Territories and Non-US Locations that do not meet criteria of at least ten (10) Acres OR at least \$10M PRV.

**DEPARTMENT OF DEFENSE - Army**  
**Base Structure Report - As of 30 Sept 2013**

SITE	COMPONENT	NAME NEAREST CITY	BUILDINGS						ACRES OWNED	TOTAL ACRES	PRV (\$M)
			OWNED		LEASED		OTHER				
			COUNT	SQFT	COUNT	SQFT	COUNT	SQFT			
Warner Barracks	Army Active	Bamberg	193	298,950	0	0	121	2,582,150	0	0	983.9
Warner Barracks Family Housing	Army Active	Bamberg	4	746	0	0	13	337,013	0	0	70.9
Weilimdorf Warehouse	Army Active	Stuttgart	0	0	0	0	2	61,758	0	0	13.1
Weisskirchen AFN Trans Fac	Army Active	Weisskirchen	0	0	0	0	6	13,519	0	0	42.7
Wetzel Family Housing	Army Active	Baumholder	9	31,210	0	0	35	1,243,923	0	0	256.7
Wetzel Kaserne	Army Active	Baumholder	20	94,772	0	0	8	99,786	0	0	81.7
Wiesbaden Army Airfield	Army Active	Wiesbaden	412	1,424,603	0	0	115	2,036,566	0	0	1,110.1
<b>* OTHER SITE(S) : 36</b>			69	87,186	33	94,283	55	147,302	0	0	119.3
<b>Germany Total:</b>			<b>5,817</b>	<b>22,509,110</b>	<b>2,887</b>	<b>8,733,795</b>	<b>5,832</b>	<b>74,504,906</b>	<b>0</b>	<b>0</b>	<b>32,791.3</b>
<b>Italy</b>											
Camp Darby	Army Active	Tirrenia	147	624,575	0	0	1	25,269	0	0	345.3
Camp Ederle	Army Active	Vicenza	197	1,592,579	8	70,213	47	428,261	0	0	1,113.5
Dal Molin Airfield	Army Active	Vicenza	29	1,183,353	0	0	9	233,488	0	0	215.2
Livorno	Army Active	Livorno	0	0	33	165,442	0	0	0	0	37.5
Livorno Supply and Maint Area	Army Active	Livorno	128	1,239,422	0	0	0	0	0	0	542.3
Longare Communications Site	Army Active	Vicenza	6	7,741	0	0	27	72,952	0	0	48.9
Pisa Ammo Storage Area	Army Active	Pisa	220	513,761	0	0	0	0	0	0	249.1
Vicenza	Army Active	Vicenza	3	3,973	146	1,353,142	3	9,902	0	0	329.3
Vicenza Basic Load Storage Area	Army Active	Vicenza	17	30,417	0	0	0	0	0	0	16.9
Vicenza Family Housing	Army Active	Vicenza	222	715,034	0	0	1	2,793	0	0	228.3
<b>* OTHER SITE(S) : 4</b>			16	10,864	0	0	0	0	0	0	11.4
<b>Italy Total:</b>			<b>985</b>	<b>5,921,719</b>	<b>187</b>	<b>1,588,797</b>	<b>88</b>	<b>772,665</b>	<b>0</b>	<b>0</b>	<b>3,137.6</b>
<b>Japan</b>											
Akasaka Press Center	Army Active	Tokyo	6	507	0	0	5	162,032	0	7	44.0
Akizuki Ammunition Depot	Army Active	Akizuki	15	4,842	0	0	51	411,988	0	138	177.2
Camp Zama	Army Active	Sagamihara	132	551,201	0	0	204	2,341,250	0	578	1,118.6
Hiro Ammunition Depot	Army Active	Kure	10	8,337	0	0	11	113,449	0	88	48.6
Kachin Hanto Area	Army Active	Kachin Hanto	10	2,589	0	0	6	9,767	0	84	71.9
Kawakami Ammunition Depot	Army Active	Higashi-Hiroshima	68	116,659	0	0	47	229,255	0	644	183.9
Kure Pier 6	Army Active	Kure	8	4,047	0	0	10	62,139	0	4	27.6
Naha Port	Army Active	Naha	49	346,437	0	0	3	14,425	0	139	237.7
POL Facilities	Army Active	Yomitan-San	40	30,968	0	0	28	32,405	50	347	332.4
Sagami General Depot	Army Active	Sagamihara	148	138,147	0	0	125	2,939,741	0	528	914.4
Sagamihara FH Area	Army Active	Sagamihara	268	57,436	0	0	218	961,508	0	149	238.7
Torii Station	Army Active	Yomitan-San	139	500,949	0	0	33	343,344	28	505	321.1
Yokohama North Dock	Army Active	Yokohama	19	12,726	0	0	58	561,360	0	121	359.3
<b>* OTHER SITE(S) : 2</b>			0	0	0	0	0	0	0	2	3.3

\* US Locations that do not meet criteria of at least ten (10) Acres AND at least \$10M PRV. US Territories and Non-US Locations that do not meet criteria of at least ten (10) Acres OR at least \$10M PRV.

**DEPARTMENT OF DEFENSE - Army**  
**Base Structure Report - As of 30 Sept 2013**

SITE	COMPONENT	NAME NEAREST CITY	BUILDINGS						ACRES OWNED	TOTAL ACRES	PRV (\$M)
			OWNED		LEASED		OTHER				
			COUNT	SQFT	COUNT	SQFT	COUNT	SQFT			
<b>Japan Total:</b>			<b>912</b>	<b>1,774,845</b>	<b>0</b>	<b>0</b>	<b>799</b>	<b>8,182,663</b>	<b>77</b>	<b>3,335</b>	<b>4,078.7</b>
<b><u>Netherlands</u></b>											
Hendrik Mine	Army Active	Brunssum	4	4,222	0	0	11	647,973	0	0	109.8
Schinnen	Army Active	Schinnen	0	0	144	249,692	1	1,600	0	0	43.0
Schinnen Emma Mine	Army Active	Schinnen	39	94,638	14	143,150	0	0	0	0	66.2
* OTHER SITE(S) : 2			0	0	9	14,468	0	0	0	0	2.2
<b>Netherlands Total:</b>			<b>43</b>	<b>98,860</b>	<b>167</b>	<b>407,310</b>	<b>12</b>	<b>649,573</b>	<b>0</b>	<b>0</b>	<b>221.3</b>
<b><u>Romania</u></b>											
Mihail Kogalniceanu Airfield	Army Active	Unknown	6	54,731	0	0	0	0	0	0	12.8
Mihail Kogalniceanu Main Camp	Army Active	Unknown	80	298,368	0	0	1	4,800	0	0	77.7
* OTHER SITE(S) : 1			1	320	0	0	0	0	0	0	0.1
<b>Romania Total:</b>			<b>87</b>	<b>353,419</b>	<b>0</b>	<b>0</b>	<b>1</b>	<b>4,800</b>	<b>0</b>	<b>0</b>	<b>90.6</b>
<b><u>South Korea</u></b>											
Bayonet Training Area	Army Active	Unknown	0	0	0	0	0	0	0	248	0.0
Camp Ames	Army Active	Unknown	10	19,146	0	0	0	0	0	20	4.8
Camp Carroll	Army Active	Waegwan	279	2,510,440	0	0	50	918,549	0	495	847.2
Camp Casey	Army Active	Tong Du Chon	749	4,097,671	0	0	2	9,468	2	2,830	1,195.1
Camp Castle	Army Active	Tong Du Chon	65	354,990	0	0	0	0	1	51	98.4
Camp Eagle	Army Active	Wonju	69	444,544	0	0	0	0	0	113	143.8
Camp Henry	Army Active	Taegu	103	507,585	149	237,137	34	206,993	1	59	214.1
Camp Henry (Brooklyn Hill)	Army Active	Yongsan	10	3,265	0	0	0	0	0	34	2.4
Camp Henry (Dartboard Site)	Army Active	Unknown	2	1,672	0	0	0	0	0	10	1.9
Camp Henry (Pier 8)	Army Active	Pusan	4	7,759	0	0	12	94,897	0	11	50.3
Camp Hovey	Army Active	Camp Hovey	232	1,613,090	0	0	1	25,696	0	763	431.3
Camp Humphreys	Army Active	Pyeongtack	508	7,068,171	4	379,472	4	6,878	0	2,236	2,003.7
Camp Humphreys (High Point)	Army Active	Chechon	1	668	0	0	0	0	0	10	1.4
Camp Humphreys (Richmond)	Army Active	Taejon	2	564	0	0	0	0	0	14	1.7
Camp Jackson	Army Active	Uijong Bu	54	179,622	0	0	0	0	0	406	44.5
Camp Kwangsa Ri	Army Active	Yongju	15	35,750	0	0	4	8,000	0	31	11.8
Camp Long	Army Active	Wonju	124	307,974	0	0	0	0	0	84	96.6
Camp Market	Army Active	Inchon	73	588,402	0	0	39	581,229	0	119	208.2
Camp Red Cloud	Army Active	Uijong Bu	266	1,413,826	0	0	0	0	0	207	388.3
Camp Red Cloud (Bullseye 01)	Army Active	Yongchon	102	268,196	0	0	0	0	0	2,204	88.8
Camp Red Cloud (Bullseye 02)	Army Active	Paju	0	0	0	0	0	0	0	255	0.6
Camp Stanley	Army Active	Uijong Bu	324	1,603,767	0	0	0	0	0	605	430.5
Camp Walker	Army Active	Taegu	237	1,182,516	0	0	0	0	1	195	314.1
Camp Yongin	Army Active	Yongin	8	45,096	0	0	3	9,240	0	8	15.8

\* US Locations that do not meet criteria of at least ten (10) Acres AND at least \$10M PRV. US Territories and Non-US Locations that do not meet criteria of at least ten (10) Acres OR at least \$10M PRV.

**DEPARTMENT OF DEFENSE - Army**  
**Base Structure Report - As of 30 Sept 2013**

SITE	COMPONENT	NAME NEAREST CITY	BUILDINGS						ACRES OWNED	TOTAL ACRES	PRV (\$M)
			OWNED		LEASED		OTHER				
			COUNT	SQFT	COUNT	SQFT	COUNT	SQFT			
Chang San	Army Active	Pusan	11	7,467	0	0	0	0	2	26	3.8
DRMO APO	Army Active	Kimchon	7	126,524	0	0	0	0	24	24	20.9
Far East Dist Engr	Army Active	Seoul	36	112,258	0	0	14	76,982	0	11	49.5
Gun Training Area	Army Active	Unknown	0	0	0	0	0	0	0	123	0.0
H220 Heliport	Army Active	Tong Du Chon	53	236,593	0	0	0	0	0	52	55.3
K-16 AB	Army Active	Songnam	60	367,339	1	140,657	18	268,539	0	205	212.2
Kamaksan ASA	Army Active	Unknown	9	6,550	0	0	0	0	0	48	3.1
Kunsan POL Terminal Site	Army Active	Kunsan	4	5,828	0	0	0	0	0	17	18.4
Madison Site	Army Active	Unknown	15	8,851	0	0	0	0	0	22	7.5
Masan Ammunition Depot	Army Active	Masan	14	45,489	0	0	0	0	0	464	13.7
Niblo Barracks	Army Active	Seoul	16	29,204	0	0	2	6,345	0	7	11.2
Pusan Storage Facility	Army Active	Pusan	67	393,020	0	0	7	14,406	0	66	83.1
Pyongtaek Cpx Area	Army Active	Pyong Taek	4	4,432	0	0	0	0	0	7,583	4.7
Shinbuk Relay	Army Active	Unknown	5	5,024	0	0	0	0	0	13	8.9
Sungnam Golf Course	Army Active	Songnam	3	1,905	0	0	10	60,914	0	230	22.7
Tango	Army Active	Songnam	33	185,423	0	0	11	78,706	0	241	79.0
Watkins Range	Army Active	Unknown	0	0	0	0	0	0	0	13	0.0
Yong Pyong	Army Active	Yong Pyong	102	255,561	0	0	0	0	0	3,346	125.3
Yongsan Garrison	Army Active	Seoul	811	4,843,442	50	1,337,456	196	1,100,787	0	625	1,922.1
<b>* OTHER SITE(S) : 15</b>			101	134,483	0	0	7	46,076	6	49	52.6
<b>South Korea Total:</b>			<b>4,588</b>	<b>29,024,107</b>	<b>204</b>	<b>2,094,722</b>	<b>414</b>	<b>3,513,705</b>	<b>37</b>	<b>24,173</b>	<b>9,289.3</b>
<b>Overseas Total:</b>			<b>12,586</b>	<b>60,510,480</b>	<b>3,475</b>	<b>13,083,058</b>	<b>7,283</b>	<b>88,645,735</b>	<b>115</b>	<b>27,507</b>	<b>50,684.4</b>
<b>Worldwide Totals By Reporting Component:</b>			<b>89,514</b>	<b>702,712,865</b>	<b>5,168</b>	<b>21,863,736</b>	<b>46,103</b>	<b>240,793,765</b>	<b>7,172,640</b>	<b>11,053,858</b>	<b>306,428.3</b>

\* US Locations that do not meet criteria of at least ten (10) Acres AND at least \$10M PRV. US Territories and Non-US Locations that do not meet criteria of at least ten (10) Acres OR at least \$10M PRV.

**DEPARTMENT OF DEFENSE - Navy**  
**Base Structure Report - As of 30 Sept 2013**

SITE	COMPONENT	NAME NEAREST CITY	BUILDINGS						ACRES OWNED	TOTAL ACRES	PRV (\$M)
			OWNED		LEASED		OTHER				
			COUNT	SQFT	COUNT	SQFT	COUNT	SQFT			
<b>Alabama</b>											
Barin Field	Navy Active	Foley	7	16,054	0	0	0	0	763	818	40.4
NOLF Brewton	Navy Active	Brewton	0	0	1	100	2	1,070	0	653	37.1
NOLF Evergreen	Navy Active	Evergreen	0	0	2	7,746	0	0	136	444	31.2
NOLF Silverhill	Navy Active	Daphne	2	1,443	0	0	0	0	400	400	29.4
NOLF Summerdale	Navy Active	Summerdale	2	1,043	0	0	0	0	565	567	30.7
NOLF Wolf	Navy Active	Summerdale	1	240	0	0	0	0	422	422	28.4
NOSC-MCRC Bessemer	Navy Reserve	Bessemer	10	74,669	0	0	0	0	16	16	15.2
* OTHER SITE(S) : 3			16	27,647	0	0	0	0	32	33	6.6
<b>Alabama Total:</b>			<b>38</b>	<b>121,096</b>	<b>3</b>	<b>7,846</b>	<b>2</b>	<b>1,070</b>	<b>2,334</b>	<b>3,352</b>	<b>218.9</b>
<b>Alaska</b>											
Back Island	Navy Active	Ketchikan	4	25,060	0	0	0	0	0	15	115.6
NARL Barrow Camp	Navy Active	Barrow	4	37,858	0	0	0	0	0	688	39.6
* OTHER SITE(S) : 2			0	0	0	0	0	0	0	5,754	0.0
<b>Alaska Total:</b>			<b>8</b>	<b>62,918</b>	<b>0</b>	<b>0</b>	<b>0</b>	<b>0</b>	<b>0</b>	<b>6,457</b>	<b>155.2</b>
<b>Arizona</b>											
NAVOBSSTA Flagstaff	Navy Active	Flagstaff	12	37,890	0	0	0	0	278	282	16.0
* OTHER SITE(S) : 2			13	82,776	0	0	0	0	9	27	21.4
<b>Arizona Total:</b>			<b>25</b>	<b>120,666</b>	<b>0</b>	<b>0</b>	<b>0</b>	<b>0</b>	<b>287</b>	<b>310</b>	<b>37.4</b>
<b>California</b>											
CSO Hunters Point Annex	Navy Active	San Francisco	159	3,012,186	0	0	0	0	858	858	2,689.8
CSO NAS Alameda	Navy Active	Alameda	101	2,306,042	0	0	0	0	2,377	2,377	1,843.9
CSO NS Treasure Island	Navy Active	San Francisco	134	2,114,660	1	30,000	0	0	995	996	1,198.6
CSO NSY Long Beach	Navy Active	Long Beach	24	708,549	0	0	0	0	390	396	426.5
CSO NSY Mare Island	Navy Active	Vallejo	97	943,793	0	0	0	0	860	860	398.5
Former NAVPHIBASE Coronado	Navy Active	Coronado	160	2,121,702	0	0	193	872,860	760	762	1,139.4
Holtville Carrier LS	Navy Active	El Centro	0	0	0	0	0	0	0	110	23.5
Laguna Peak	Navy Active	Point Mugu	9	13,353	0	0	0	0	39	39	17.8
Long Beach Fuel Complex	Navy Active	Long Beach	7	8,305	0	0	0	0	11	11	104.9
NAF El Centro	Navy Active	El Centro	195	1,083,689	0	0	58	145,657	2,682	2,863	736.0
NAF El Centro Target 101	Navy Active	El Centro	1	7,546	0	0	0	0	1,440	17,782	26.0
NAS Lemoore	Navy Active	Lemoore Nas	254	3,586,930	0	0	919	3,124,647	29,394	29,394	2,771.0
Naval Medical Center San Diego	Navy Active	San Diego	22	2,103,968	0	0	4	11,771	76	76	1,080.4
NAVBASE Ventura City Point Mugu	Navy Active	Point Mugu	515	3,924,541	0	0	362	688,386	4,484	4,484	2,155.8
NAVPHIBASE Seal Side	Navy Active	Coronado	29	572,940	0	0	0	0	72	329	154.6
NAVPMOSSP Mtn View	Navy Active	Mountain View	12	785,873	0	0	0	0	343	343	306.8

\* US Locations that do not meet criteria of at least ten (10) Acres AND at least \$10M PRV. US Territories and Non-US Locations that do not meet criteria of at least ten (10) Acres OR at least \$10M PRV.



**DEPARTMENT OF DEFENSE - Navy**  
**Base Structure Report - As of 30 Sept 2013**

SITE	COMPONENT	NAME NEAREST CITY	BUILDINGS						ACRES OWNED	TOTAL ACRES	PRV (\$M)
			OWNED		LEASED		OTHER				
			COUNT	SQFT	COUNT	SQFT	COUNT	SQFT			
NAVSUPPDET Monterey	Navy Active	Monterey	64	1,391,586	0	0	3	11,148	138	140	514.6
NAVSUPPDET Monterey Dixon Transmitter Fac	Navy Active	Dixon	10	35,779	0	0	0	0	1,213	1,213	42.7
NAVSUPPDET Monterey La Mesa Village	Navy Active	Monterey	15	113,870	0	0	256	832,851	298	298	238.5
NAVSUPPDET Monterey Navy School Annex	Navy Active	Monterey	27	213,158	0	0	0	0	120	136	110.8
NAWS China Lake	Navy Active	China Lake	1,116	4,613,703	0	0	408	838,534	81,954	606,926	3,924.7
NAWS China LakeRandsburg Wash Area	Navy Active	Trona	51	157,047	0	0	2	1,084	4,541	503,468	183.5
NB Coronado	Navy Active	San Diego	579	9,124,454	0	0	61	149,395	2,802	2,804	4,399.2
NB Coronado Camp Michael Monsoor	Navy Active	Pine Valley	17	35,163	0	0	0	0	0	6,634	21.2
NB Coronado Camp Morena	Navy Active	Jacumba	0	0	0	0	24	54,795	0	62	15.6
NB Coronado Imperial Beach	Navy Active	Imperial Beach	56	459,389	0	0	28	333,320	1,258	1,294	493.8
NB Coronado Lofgren Terrace	Navy Active	Chula Vista	0	0	0	0	53	375,010	37	37	76.1
NB Coronado NF Survival Tng	Navy Active	Warner Springs	42	52,171	0	0	0	0	0	12,544	15.1
NB Coronado Silver Strand	Navy Active	Imperial Beach	12	112,190	0	0	2	10,000	549	549	43.2
NB Point Loma	Navy Active	San Diego	121	1,049,025	0	0	16	35,499	112	1,218	550.4
NB Point Loma Admiral Hartman Housing 1	Navy Active	San Diego	0	0	0	0	92	150,991	46	46	51.3
NB Point Loma Admiral Hartman Housing 2	Navy Active	San Diego	0	0	0	0	56	90,881	54	54	17.7
NB Point Loma Admiral Hartman Housing 3	Navy Active	San Diego	0	0	0	0	288	488,696	54	54	95.4
NB Point Loma Chesterton Hsg	Navy Active	San Diego	1	6,863	0	0	434	808,938	144	144	181.7
NB Point Loma Fleet ASW	Navy Active	San Diego	45	1,130,549	0	0	0	0	66	66	345.0
NB Point Loma Fuel Farm	Navy Active	San Diego	39	79,938	0	0	1	1,625	14	206	311.2
NB Point Loma Old Town	Navy Active	San Diego	13	1,465,324	0	0	0	0	47	47	525.6
NB Point Loma SPAWARS South	Navy Active	San Diego	11	31,865	0	0	0	0	38	38	13.7
NB San Diego	Navy Active	San Diego	189	2,689,944	0	0	3	9,972	940	949	2,296.5
NB San Diego Bayview Hills Housing	Navy Active	San Diego	1	5,500	0	0	199	1,622,259	162	162	326.9
NB San Diego Broadway Complex	Navy Active	San Diego	8	893,004	0	0	0	0	20	22	217.6
NB San Diego Chollas Heights Housing	Navy Active	San Diego	1	12,800	0	0	91	556,930	78	78	120.8
NB San Diego Dryside	Navy Active	San Diego	123	3,119,013	0	0	9	1,470,726	289	289	1,189.2
NB San Diego Eucalyptus Housing	Navy Active	San Diego	0	0	0	0	57	487,888	41	41	95.2
NB San Diego Home Terrace Condos	Navy Active	San Diego	0	0	0	0	20	120,542	10	10	23.6
NB San Diego Howard Gilmore	Navy Active	La Mesa	0	0	0	0	48	759,257	38	38	132.1
NB San Diego Mission Gorge	Navy Active	San Diego	15	28,606	0	0	0	0	448	448	24.9
NB San Diego Murphy Canyon	Navy Active	San Diego	4	30,360	0	0	1,129	4,636,475	733	733	1,018.0

\* US Locations that do not meet criteria of at least ten (10) Acres AND at least \$10M PRV. US Territories and Non-US Locations that do not meet criteria of at least ten (10) Acres OR at least \$10M PRV.

**DEPARTMENT OF DEFENSE - Navy**  
**Base Structure Report - As of 30 Sept 2013**

SITE	COMPONENT	NAME NEAREST CITY	BUILDINGS						ACRES OWNED	TOTAL ACRES	PRV (\$M)
			OWNED		LEASED		OTHER				
			COUNT	SQFT	COUNT	SQFT	COUNT	SQFT			
NB San Diego National City	Navy Active	National City	3	246,875	0	0	0	0	56	56	35.4
NB San Diego Pomerado Terrace	Navy Active	San Diego	0	0	0	0	23	263,281	52	52	54.5
NB San Diego Terrace View Villas	Navy Active	San Diego	0	0	0	0	41	227,468	17	17	47.0
NORCO	Navy Active	Norco	56	475,350	0	0	0	0	279	281	314.7
Norwalk Fuel Complex	Navy Active	Norwalk	1	676	0	0	0	0	17	18	94.4
NOSC Alameda	Navy Reserve	Alameda	5	96,600	0	0	0	0	15	15	30.9
NOSC LA	Navy Reserve	Los Angeles	6	142,462	0	0	0	0	11	11	42.4
NOSC Sacramento	Navy Reserve	Sacramento	4	53,337	0	0	0	0	20	20	16.8
NS Long Beach	Navy Active	Long Beach	2	412	0	0	0	0	776	776	60.4
NWS Seal Beach	Navy Active	Seal Beach	275	1,989,773	0	0	44	462,265	4,822	4,853	938.1
NWS Seal Beach Det Concord	Navy Active	Concord	339	1,571,454	0	0	0	0	5,038	5,038	703.0
NWS Seal Beach Fallbrook California	Navy Active	Fallbrook	265	987,738	0	0	0	0	8,852	8,852	428.9
Port Hueneme	Navy Active	Port Hueneme	379	5,475,286	47	375,248	196	725,414	1,675	1,741	2,256.8
San Clemente	Navy Active	San Clemente	231	615,348	0	0	0	0	0	36,206	576.8
San Nicolas Island	Navy Active	San Nicolas Island	133	415,312	0	0	1	200	0	13,370	520.4
San Pedro Fuel Depot	Navy Active	Los Angeles	27	34,301	0	0	0	0	269	272	327.4
Santa Cruz Island	Navy Active	Goleta	9	13,883	0	0	0	0	0	11	32.0
Sewage Evaporation Pon	Navy Active	Lemoore Nas	0	0	0	0	0	0	429	429	21.1
<b>* OTHER SITE(S) : 107</b>			673	4,915,999	6	124,485	154	1,386,283	5,557	61,290	2,093.2
<b>California Total:</b>			<b>6,687</b>	<b>67,180,183</b>	<b>54</b>	<b>529,733</b>	<b>5,275</b>	<b>21,755,048</b>	<b>168,913</b>	<b>1,335,737</b>	<b>41,283.4</b>
<b>Connecticut</b>											
NAVSUBASE New London	Navy Active	Groton	192	3,218,934	0	0	14	23,187	686	687	1,515.3
NAVSUBASE New London Conning Towers	Navy Active	Groton	7	30,835	0	0	78	220,080	50	50	63.0
NAVSUBASE New London Dolphin Gardens	Navy Active	Groton	1	47,779	0	0	0	0	40	40	17.0
NAVSUBASE New London Nautilus Park 1st Inc	Navy Active	Groton	1	26,544	0	0	500	660,563	50	50	155.5
NAVSUBASE New London Nautilus Park 2nd Inc	Navy Active	Groton	0	0	0	0	262	645,164	142	142	150.9
NAVSUBASE New London Nautilus Park 3rd Inc	Navy Active	Groton	2	29,611	0	0	1	5,421	115	115	12.6
NAVSUBASE New London Polaris Park	Navy Active	Groton	2	10,744	0	0	46	355,751	52	52	80.3
NAVSUBASE New London Trident Park	Navy Active	Groton	1	400	0	0	82	505,371	85	86	119.8
<b>* OTHER SITE(S) : 4</b>			10	46,951	0	0	0	0	42	65	15.8
<b>Connecticut Total:</b>			<b>216</b>	<b>3,411,798</b>	<b>0</b>	<b>0</b>	<b>983</b>	<b>2,415,537</b>	<b>1,261</b>	<b>1,287</b>	<b>2,130.3</b>

\* US Locations that do not meet criteria of at least ten (10) Acres AND at least \$10M PRV. US Territories and Non-US Locations that do not meet criteria of at least ten (10) Acres OR at least \$10M PRV.

**DEPARTMENT OF DEFENSE - Navy**  
**Base Structure Report - As of 30 Sept 2013**

SITE	COMPONENT	NAME NEAREST CITY	BUILDINGS						ACRES OWNED	TOTAL ACRES	PRV (\$M)
			OWNED		LEASED		OTHER				
			COUNT	SQFT	COUNT	SQFT	COUNT	SQFT			
<b>Delaware</b>											
* OTHER SITE(S) : 1			0	0	0	0	0	0	0	0	0.1
<b>Delaware Total:</b>			<b>0</b>	<b>0</b>	<b>0</b>	<b>0</b>	<b>0</b>	<b>0</b>	<b>0</b>	<b>0</b>	<b>0.1</b>
<b>District of Columbia</b>											
Naval Research Lab	Navy Active	Washington, DC	96	3,085,465	0	0	0	0	131	133	1,150.2
NS Anacostia	Navy Active	Washington, DC	167	4,746,681	0	0	190	287,413	676	1,027	1,491.6
NSA North Potomac	Navy Active	Washington, DC	38	239,083	0	0	9	20,396	72	72	75.6
NSA Washington	Navy Active	Washington, DC	67	3,324,438	0	0	24	109,811	78	78	1,106.8
* OTHER SITE(S) : 2			1	5,725	0	0	6	23,827	2	2	5.2
<b>District of Columbia Total:</b>			<b>369</b>	<b>11,401,392</b>	<b>0</b>	<b>0</b>	<b>229</b>	<b>441,447</b>	<b>959</b>	<b>1,311</b>	<b>3,829.5</b>
<b>Florida</b>											
Corry Station	Navy Active	Pensacola	125	2,012,040	0	0	106	479,378	674	674	722.1
CSO NAS Cecil Field FL	Navy Active	Cecil Field	32	376,616	0	0	0	0	415	415	566.4
CSO NTC Orlando NTC Annex	Navy Active	Orlando	100	713,326	0	0	0	0	711	711	200.9
Dania Beach (Lauderdale)	Navy Active	Dania	11	30,735	0	0	0	0	0	10	17.3
NAS Jacksonville	Navy Active	Jacksonville	473	9,144,678	0	0	199	712,158	3,842	3,881	3,180.6
NAS Key West	Navy Active	Stock Island	132	891,236	0	0	18	14,767	4,129	4,787	562.3
NAS Key West Dredgers Key-Sigsbee	Navy Active	Key West	47	346,989	0	0	240	1,123,282	352	352	278.7
NAS Key West Fleming Key Magazine	Navy Active	Key West	41	160,384	0	0	4	122,948	322	323	112.9
NAS Key West Peary Court	Navy Active	Key West	1	8,198	0	0	49	252,946	54	54	46.8
NAS Key West Truman Annex	Navy Active	Key West	36	404,457	0	0	41	126,682	159	233	224.5
NAS Key West Trumbo Point Annex	Navy Active	Key West	25	368,371	0	0	122	452,765	129	137	262.2
NAS Pensacola	Navy Active	Pensacola	435	8,225,010	0	0	148	723,542	2,296	5,809	2,514.8
NAS Pensacola Mariner Housing	Navy Active	Pensacola	0	0	300	428,818	0	0	0	147	57.3
NAS Whiting Field Milton	Navy Active	Milton	135	1,251,143	0	0	1	16	3,533	4,774	698.0
Naval Hospital Key West	Navy Active	Key West	4	70,437	0	0	7	10,925	15	15	31.2
NOLF Choctaw	Navy Active	Navarre	6	25,860	0	0	0	0	1,450	1,450	91.7
NOLF Holley	Navy Active	Navarre	1	1,024	0	0	0	0	698	698	74.4
NOLF Santa Rosa	Navy Active	Milton	2	1,517	0	0	0	0	738	738	36.3
NOLF Spencer	Navy Active	Pace	3	4,195	0	0	0	0	640	640	22.0
NOSC Miami	Navy Reserve	Hialeah	2	62,741	0	0	0	0	20	20	16.6
NOTU Cape Canaveral	Navy Active	Cape Canaveral	81	526,448	0	0	0	0	250	256	255.6
NS Mayport	Navy Active	Jacksonville	295	2,576,788	0	0	397	1,392,230	3,002	3,230	1,495.6
NS Mayport Commissary Site	Navy Active	Atlantic Beach	1	163,973	0	0	0	0	29	29	32.6
NS Mayport FISC	Navy Active	Jacksonville	31	41,456	0	0	0	0	181	181	105.7
NS Mayport Ribault Bay Village	Navy Active	Atlantic Beach	6	43,616	0	0	104	605,782	129	129	104.6

\* US Locations that do not meet criteria of at least ten (10) Acres AND at least \$10M PRV. US Territories and Non-US Locations that do not meet criteria of at least ten (10) Acres OR at least \$10M PRV.

**DEPARTMENT OF DEFENSE - Navy**  
**Base Structure Report - As of 30 Sept 2013**

SITE	COMPONENT	NAME NEAREST CITY	BUILDINGS						ACRES OWNED	TOTAL ACRES	PRV (\$M)
			OWNED		LEASED		OTHER				
			COUNT	SQFT	COUNT	SQFT	COUNT	SQFT			
NSA Orlando	Navy Active	Orlando	10	306,090	2	57,108	1	71,285	41	42	116.8
NSA Panama City	Navy Active	Panama City	188	1,472,294	0	0	44	138,699	630	678	541.4
OLF Bronson	Navy Active	Pensacola	30	16,684	0	0	1	1,916	967	1,098	22.5
OLF Whitehouse	Navy Active	Jacksonville	7	11,157	0	0	1	4,590	1,908	4,438	43.4
Pinecastle E.W. Range	Navy Active	Altoona	12	6,775	0	0	0	0	0	5,900	10.2
Saufley Field	Navy Active	Pensacola	75	703,671	0	0	0	0	882	895	306.6
Whiting Pines	Navy Active	Milton	4	10,457	0	0	272	511,263	0	98	77.5
<b>* OTHER SITE(S) : 44</b>			102	675,234	29	517,949	15	141,531	5,120	17,559	371.2
<b>Florida Total:</b>			<b>2,453</b>	<b>30,653,600</b>	<b>331</b>	<b>1,003,875</b>	<b>1,770</b>	<b>6,886,705</b>	<b>33,314</b>	<b>60,398</b>	<b>13,200.8</b>
<b>Georgia</b>											
NAVSUBASE Kings Bay	Navy Active	Kings Bay	446	5,355,319	0	0	199	1,031,788	14,465	16,556	2,869.3
NOSC-MCRC Atlanta	Navy Reserve	Marietta	3	109,120	0	0	0	0	18	18	23.8
<b>* OTHER SITE(S) : 9</b>			35	138,548	0	0	3	12,878	78	80	31.2
<b>Georgia Total:</b>			<b>484</b>	<b>5,602,987</b>	<b>0</b>	<b>0</b>	<b>202</b>	<b>1,044,666</b>	<b>14,561</b>	<b>16,653</b>	<b>2,924.3</b>
<b>Guam</b>											
Agana	Navy Active	Agana	2	17,122	0	0	0	0	7	22	38.5
Andersen Administration Annex	Navy Active	Unknown	135	758,536	0	0	0	0	1,922	1,922	358.1
Andersen AFB	Navy Active	Andersen AFB	1,437	6,519,271	0	0	3	13,322	12,554	12,626	6,230.9
Andersen AFS	Navy Active	Unknown	6	9,138	0	0	0	0	6	6	32.3
Andersen Communications Annex 2	Navy Active	Unknown	4	4,459	0	0	0	0	0	0	12.2
Andersen Petrol Product Storage Annex 1	Navy Active	Unknown	2	1,652	0	0	0	0	19	19	2.0
Andersen Petrol Product Storage Annex 2	Navy Active	Unknown	4	14,669	0	0	0	0	24	24	109.0
Andersen Water Supply Annex	Navy Active	Yigo	2	520	0	0	0	0	8	37	19.8
CSO NAS Agana Guam	Navy Active	Agana	285	1,287,915	0	0	1	40,200	0	0	1,146.7
Dandan	Navy Active	Agana	6	25,416	0	0	0	0	78	78	20.7
GLUP 94 BRAC IV	Navy Active	Agana	14	39,996	0	0	0	0	0	0	34.0
Harmon Substation	Navy Active	Dededo	0	0	0	0	0	0	4	15	0.0
Naval Hospital	Navy Active	Agana	61	598,211	0	0	0	0	120	139	547.1
NAVBASE Guam	Navy Active	Agana	916	5,564,050	0	0	1	6,900	7,745	7,979	5,534.4
NAVBASE Guam Apra Heights	Navy Active	Apra	133	650,925	0	0	0	0	0	3	362.8
NAVBASE Guam Barrigada	Navy Active	Barrigada	26	180,365	0	0	0	0	1,366	1,417	188.6
NAVBASE Guam Finegayan	Navy Active	Finegayan	300	1,154,729	0	0	0	0	2,416	2,497	803.0
NAVBASE Guam Finegayan, South	Navy Active	Finegayan	0	0	0	0	0	0	733	739	0.0
NAVBASE Guam Harmon	Navy Active	Dededo	16	22,856	0	0	0	0	3	17	17.0
NAVBASE Guam Magazine Reservoir, Naval Magazine	Navy Active	Santa Rita	0	0	0	0	0	0	10	12	0.0

\* US Locations that do not meet criteria of at least ten (10) Acres AND at least \$10M PRV. US Territories and Non-US Locations that do not meet criteria of at least ten (10) Acres OR at least \$10M PRV.

**DEPARTMENT OF DEFENSE - Navy**  
**Base Structure Report - As of 30 Sept 2013**

SITE	COMPONENT	NAME NEAREST CITY	BUILDINGS						ACRES OWNED	TOTAL ACRES	PRV (\$M)
			OWNED		LEASED		OTHER				
			COUNT	SQFT	COUNT	SQFT	COUNT	SQFT			
NAVBASE Guam Marbo	Navy Active	Mangilao	0	0	0	0	0	0	0	45	4.0
NAVBASE Guam Naval Magazine	Navy Active	Santa Rita	206	685,564	0	0	0	0	8,650	8,665	742.4
NAVBASE Guam Talofofo	Navy Active	Talofofo	0	0	0	0	0	0	13	13	0.0
NAVBASE Guam Tiyan	Navy Active	Agana	1	895	0	0	0	0	0	22	1.0
NAVBASE Guam Water Treatment, Naval Magazine	Navy Active	Santa Rita	0	0	0	0	0	0	9	10	0.0
Nimitz Hill	Navy Active	Nimitz Hill	71	218,762	0	0	0	0	113	282	175.8
Santa Rosa Parcel B	Navy Active	Andersen AFB	0	0	0	0	0	0	12	12	0.0
Sasa Valley	Navy Active	Piti	53	25,162	0	0	0	0	421	432	842.1
Tanguisson Point	Navy Active	Dededo	1	29,205	0	0	0	0	27	59	163.8
Tenjo Vista	Navy Active	Piti	9	2,901	0	0	0	0	0	0	80.3
WAR DOG CEMETERY	Navy Active	Andersen Ab	0	0	0	0	0	0	31	31	0.0
<b>* OTHER SITE(S) : 13</b>			2	12,693	0	0	0	0	26	45	9.1
<b>Guam Total:</b>			<b>3,692</b>	<b>17,825,012</b>	<b>0</b>	<b>0</b>	<b>5</b>	<b>60,422</b>	<b>36,317</b>	<b>37,169</b>	<b>17,475.3</b>
<b>Hawaii</b>											
Aiea	Navy Active	Aiea	24	38,734	0	0	160	447,225	78	91	281.5
CSO Barbers Point	Navy Active	Barbers Point	0	0	0	0	0	0	678	678	98.9
Ewa	Navy Active	Ewa Beach	215	844,774	0	0	0	0	2,308	2,323	708.4
Hickam Petrol Strg Ann	Navy Active	Hickam AFB	6	7,247	0	0	0	0	1	96	338.3
Honolulu	Navy Active	Pearl Harbor	135	1,198,876	1	55,000	1,291	5,022,285	573	576	2,374.4
Kalaeloa	Navy Active	Barbers Point	165	1,010,946	1	12,122	0	0	163	164	547.0
Kamokala Ridge	Navy Active	Kekaha	13	23,582	0	0	0	0	0	89	15.8
Makaha Ridge	Navy Active	Kokee	17	28,473	0	0	0	0	0	243	31.5
Manana Housing/Pw Area	Navy Active	Pearl City	1	775	0	0	49	125,391	23	23	58.4
NS Pearl Harbor	Navy Active	Pearl Harbor	1,051	15,512,406	0	0	291	1,052,113	4,344	4,394	13,728.9
PACMISRANFAC Hawaiian Area	Navy Active	Kekaha	209	508,884	0	0	42	81,520	8	4,565	534.0
Pearl City	Navy Active	Pearl City	21	268,739	0	0	252	976,735	575	633	604.0
Wahiawa	Navy Active	Wahiawa	108	723,958	0	0	121	555,765	689	712	641.9
Waianae	Navy Active	Lualualei	429	1,100,157	0	0	1	378	4,338	9,228	730.9
Waikele	Navy Active	Waipahu	136	440,075	0	0	0	0	485	488	229.2
Waipahu	Navy Active	Waipahu	23	41,468	0	0	0	0	1,434	1,456	108.4
<b>* OTHER SITE(S) : 69</b>			22	61,822	1	11,521	10	18,424	2,661	9,085	2,096.7
<b>Hawaii Total:</b>			<b>2,575</b>	<b>21,810,915</b>	<b>3</b>	<b>78,643</b>	<b>2,217</b>	<b>8,279,836</b>	<b>18,358</b>	<b>34,845</b>	<b>23,128.2</b>
<b>Idaho</b>											
Bayview Idaho	Navy Active	Bayview	12	76,288	0	0	0	0	22	22	39.6
<b>* OTHER SITE(S) : 4</b>			8	50,598	0	0	0	0	7	11	14.2
<b>Idaho Total:</b>			<b>20</b>	<b>126,886</b>	<b>0</b>	<b>0</b>	<b>0</b>	<b>0</b>	<b>29</b>	<b>34</b>	<b>53.7</b>

\* US Locations that do not meet criteria of at least ten (10) Acres AND at least \$10M PRV. US Territories and Non-US Locations that do not meet criteria of at least ten (10) Acres OR at least \$10M PRV.

**DEPARTMENT OF DEFENSE - Navy**  
**Base Structure Report - As of 30 Sept 2013**

SITE	COMPONENT	NAME NEAREST CITY	BUILDINGS						ACRES OWNED	TOTAL ACRES	PRV (\$M)
			OWNED		LEASED		OTHER				
			COUNT	SQFT	COUNT	SQFT	COUNT	SQFT			
<b>Illinois</b>											
Fort Sheridan	Navy Active	Highland Park	2	1,938	0	0	87	426,429	206	206	120.9
GL Camp JPJ	Navy Active	Great Lakes	9	1,302,086	0	0	0	0	0	51	388.7
GL Forrestal Village	Navy Active	Great Lakes	51	921,131	1	38,000	624	1,726,222	482	482	668.1
Glenview	Navy Active	Glenview	1	13,876	0	0	118	697,184	27	27	159.8
NS Great Lakes	Navy Active	Great Lakes	195	5,905,161	0	0	27	145,404	1,143	1,146	2,535.7
* OTHER SITE(S) : 10			82	2,872,674	1	864	447	927,666	11	43	1,242.1
<b>Illinois Total:</b>			<b>340</b>	<b>11,016,866</b>	<b>2</b>	<b>38,864</b>	<b>1,303</b>	<b>3,922,905</b>	<b>1,869</b>	<b>1,955</b>	<b>5,115.3</b>
<b>Indiana</b>											
NSA Crane	Navy Active	Crane	2,399	11,248,270	0	0	41	74,866	62,433	62,433	3,834.0
* OTHER SITE(S) : 2			3	7,283	4	44,724	0	0	461	464	13.4
<b>Indiana Total:</b>			<b>2,402</b>	<b>11,255,553</b>	<b>4</b>	<b>44,724</b>	<b>41</b>	<b>74,866</b>	<b>62,894</b>	<b>62,898</b>	<b>3,847.4</b>
<b>Iowa</b>											
* OTHER SITE(S) : 1			1	47,249	0	0	0	0	4	4	11.9
<b>Iowa Total:</b>			<b>1</b>	<b>47,249</b>	<b>0</b>	<b>0</b>	<b>0</b>	<b>0</b>	<b>4</b>	<b>4</b>	<b>11.9</b>
<b>Kansas</b>											
* OTHER SITE(S) : 1			3	39,812	0	0	0	0	8	8	8.8
<b>Kansas Total:</b>			<b>3</b>	<b>39,812</b>	<b>0</b>	<b>0</b>	<b>0</b>	<b>0</b>	<b>8</b>	<b>8</b>	<b>8.8</b>
<b>Kentucky</b>											
* OTHER SITE(S) : 1			5	35,972	0	0	0	0	5	5	7.9
<b>Kentucky Total:</b>			<b>5</b>	<b>35,972</b>	<b>0</b>	<b>0</b>	<b>0</b>	<b>0</b>	<b>5</b>	<b>5</b>	<b>7.9</b>
<b>Louisiana</b>											
NAS JRB New Orleans	Navy Active	Belle Chasse	196	2,145,231	0	0	9	149,614	5,009	5,210	769.9
West Bank	Navy Active	New Orleans	74	1,843,283	0	0	62	309,288	25	31	569.9
* OTHER SITE(S) : 5			21	103,757	3	323,187	0	0	15	23	107.0
<b>Louisiana Total:</b>			<b>291</b>	<b>4,092,271</b>	<b>3</b>	<b>323,187</b>	<b>71</b>	<b>458,902</b>	<b>5,049</b>	<b>5,264</b>	<b>1,446.8</b>
<b>Maine</b>											
NAS Brunswick	Navy Active	Brunswick	67	456,549	0	0	0	0	3,242	3,264	240.3
NAS Portsmouth NCTS Cutler VLF Area	Navy Active	Cutler	44	132,539	0	0	0	0	2,805	2,805	104.9

\* US Locations that do not meet criteria of at least ten (10) Acres AND at least \$10M PRV. US Territories and Non-US Locations that do not meet criteria of at least ten (10) Acres OR at least \$10M PRV.

**DEPARTMENT OF DEFENSE - Navy**  
**Base Structure Report - As of 30 Sept 2013**

SITE	COMPONENT	NAME NEAREST CITY	BUILDINGS						ACRES OWNED	TOTAL ACRES	PRV (\$M)
			OWNED		LEASED		OTHER				
			COUNT	SQFT	COUNT	SQFT	COUNT	SQFT			
NAS Portsmouth Redington Township	Navy Active	Rangeley	74	54,228	0	0	0	0	12,468	12,468	16.7
NSY Portsmouth	Navy Active	Kittery	252	4,204,318	0	0	36	99,173	309	309	1,596.4
* OTHER SITE(S) : 7			46	59,735	0	0	0	0	287	292	26.8
<b>Maine Total:</b>			<b>483</b>	<b>4,907,369</b>	<b>0</b>	<b>0</b>	<b>36</b>	<b>99,173</b>	<b>19,111</b>	<b>19,138</b>	<b>1,985.0</b>
<b>Maryland</b>											
Blossom Point MD	Navy Active	La Plata	22	74,839	0	0	0	0	265	265	23.9
Glenn Forest	Navy Active	Lexington Park	0	0	0	0	58	438,608	139	139	77.4
NAS Patuxent River	Navy Active	Patuxent River	522	6,764,929	0	0	66	300,643	6,398	6,398	2,824.3
National Naval Medical Center Bethesda	Navy Active	Bethesda	81	4,821,774	0	0	5	22,983	242	243	2,090.8
Naval Academy North Severn	Navy Active	Annapolis	74	682,247	0	0	43	237,262	806	806	296.8
NMIC Suitland	Navy Active	Suitland	8	822,021	0	0	0	0	42	42	229.8
NSA Annapolis	Navy Active	Annapolis	57	4,102,406	0	0	47	233,704	286	286	1,437.2
NSA Annapolis Chesapeake Bay Detach	Navy Active	Solomons	49	177,103	0	0	0	0	168	168	95.0
NSA Annapolis Gambrills	Navy Active	Annapolis	56	106,614	0	0	0	0	856	856	34.0
NSA South Potomac Stump Neck Area	Navy Active	Indian Head	88	399,064	0	0	1	1,353	1,087	1,087	138.0
NSWC Carderock	Navy Active	Bethesda	80	1,906,532	0	0	0	0	186	186	818.7
NSWC Indian Head	Navy Active	Indian Head	976	2,645,903	0	0	50	84,942	1,959	1,959	1,132.1
Solomons Island	Navy Active	Solomons	108	280,485	0	0	1	5,340	295	295	80.1
Upper Yard Annapolis	Navy Active	Annapolis	45	560,582	0	0	57	417,258	69	69	355.0
Webster Field	Navy Active	Saint Inigoes	72	568,631	0	0	1	190	968	968	299.6
* OTHER SITE(S) : 32			42	98,360	7	85,638	1	97	6,359	7,029	60.6
<b>Maryland Total:</b>			<b>2,280</b>	<b>24,011,490</b>	<b>7</b>	<b>85,638</b>	<b>330</b>	<b>1,742,380</b>	<b>20,126</b>	<b>20,797</b>	<b>9,993.1</b>
<b>Massachusetts</b>											
CSO NAS South Weymouth	Navy Active	Weymouth	146	794,224	0	0	0	0	1,518	1,518	461.0
CSO NAS South Weymouth Squantum Housing	Navy Active	Weymouth	38	107,962	0	0	0	0	28	28	22.3
NAVPRO Pittsfield	Navy Active	Pittsfield	7	827,949	0	0	0	0	30	30	214.6
NWIRP Bedford	Navy Active	Bedford	9	276,796	0	0	0	0	46	79	106.4
* OTHER SITE(S) : 8			12	134,783	0	0	12	152,950	102	103	101.1
<b>Massachusetts Total:</b>			<b>212</b>	<b>2,141,714</b>	<b>0</b>	<b>0</b>	<b>12</b>	<b>152,950</b>	<b>1,724</b>	<b>1,757</b>	<b>905.4</b>
<b>Michigan</b>											
* OTHER SITE(S) : 2			4	48,128	2	59,855	0	0	3	11	28.7

\* US Locations that do not meet criteria of at least ten (10) Acres AND at least \$10M PRV. US Territories and Non-US Locations that do not meet criteria of at least ten (10) Acres OR at least \$10M PRV.

**DEPARTMENT OF DEFENSE - Navy**  
**Base Structure Report - As of 30 Sept 2013**

SITE	COMPONENT	NAME NEAREST CITY	BUILDINGS						ACRES OWNED	TOTAL ACRES	PRV (\$M)
			OWNED		LEASED		OTHER				
			COUNT	SQFT	COUNT	SQFT	COUNT	SQFT			
<b>Michigan Total:</b>			<b>4</b>	<b>48,128</b>	<b>2</b>	<b>59,855</b>	<b>0</b>	<b>0</b>	<b>3</b>	<b>11</b>	<b>28.7</b>
<b>Minnesota</b>											
	Navy Reserve	Minneapolis	1	97,226	1	1,100	0	0	12	12	28.7
	Navy Reserve	Minneapolis	4	69,174	0	0	0	0	10	11	20.0
* OTHER SITE(S) : 1			0	0	0	0	0	0	83	88	0.0
<b>Minnesota Total:</b>			<b>5</b>	<b>166,400</b>	<b>1</b>	<b>1,100</b>	<b>0</b>	<b>0</b>	<b>105</b>	<b>111</b>	<b>48.8</b>
<b>Mississippi</b>											
	Navy Active	Biloxi	7	19,125	0	0	0	0	0	2,483	19.8
	Navy Active	Gulfport	192	4,592,149	0	0	256	837,544	1,094	1,098	1,164.7
	Navy Active	Pascagoula	7	193,860	0	0	0	0	33	33	37.2
	Navy Active	Meridian	143	1,651,721	0	0	176	303,167	8,061	8,065	710.2
	Navy Active	Preston	7	13,363	0	0	0	0	1,255	1,463	45.3
* OTHER SITE(S) : 8			5	31,556	5	8,276	90	1,199,852	3,808	6,073	331.2
<b>Mississippi Total:</b>			<b>361</b>	<b>6,501,774</b>	<b>5</b>	<b>8,276</b>	<b>522</b>	<b>2,340,563</b>	<b>14,250</b>	<b>19,215</b>	<b>2,308.4</b>
<b>Missouri</b>											
	Navy Reserve	Kansas City	0	0	2	51,948	0	0	0	10	13.1
* OTHER SITE(S) : 3			16	107,464	0	0	0	0	24	24	26.8
<b>Missouri Total:</b>			<b>16</b>	<b>107,464</b>	<b>2</b>	<b>51,948</b>	<b>0</b>	<b>0</b>	<b>24</b>	<b>34</b>	<b>40.0</b>
<b>Montana</b>											
* OTHER SITE(S) : 2			1	17,000	0	0	1	16,180	0	0	8.1
<b>Montana Total:</b>			<b>1</b>	<b>17,000</b>	<b>0</b>	<b>0</b>	<b>1</b>	<b>16,180</b>	<b>0</b>	<b>0</b>	<b>8.1</b>
<b>Nevada</b>											
	Navy Active	Fallon	308	2,160,969	0	0	160	266,279	4,428	12,502	1,098.0
	Navy Active	Fallon	9	40,174	0	0	0	0	0	1,831	59.2
	Navy Active	Fallon	1	480	0	0	0	0	0	27,300	22.4
	Navy Active	Fallon	3	4,544	0	0	0	0	0	52,940	29.4
	Navy Active	Fallon	6	4,080	0	0	0	0	0	29,276	26.8
	Navy Active	Fallon	3	554	0	0	0	0	19,429	41,117	22.5
* OTHER SITE(S) : 18			16	68,495	2	400	0	0	10,697	81,773	34.7
<b>Nevada Total:</b>			<b>346</b>	<b>2,279,296</b>	<b>2</b>	<b>400</b>	<b>160</b>	<b>266,279</b>	<b>34,555</b>	<b>246,739</b>	<b>1,292.9</b>
<b>New Jersey</b>											
	Navy Active	Colts Neck	355	1,631,089	0	0	137	702,469	11,146	11,146	985.4

\* US Locations that do not meet criteria of at least ten (10) Acres AND at least \$10M PRV. US Territories and Non-US Locations that do not meet criteria of at least ten (10) Acres OR at least \$10M PRV.



**DEPARTMENT OF DEFENSE - Navy**  
**Base Structure Report - As of 30 Sept 2013**

SITE	COMPONENT	NAME NEAREST CITY	BUILDINGS						ACRES OWNED	TOTAL ACRES	PRV (\$M)
			OWNED		LEASED		OTHER				
			COUNT	SQFT	COUNT	SQFT	COUNT	SQFT			
Waterfront Earle	Navy Active	Colts Neck	38	307,336	0	0	1	4,000	705	705	526.2
* OTHER SITE(S) : 6			4	119,940	0	0	0	0	8	18	54.4
<b>New Jersey Total:</b>			<b>397</b>	<b>2,058,365</b>	<b>0</b>	<b>0</b>	<b>138</b>	<b>706,469</b>	<b>11,859</b>	<b>11,869</b>	<b>1,566.0</b>
<b><u>New Mexico</u></b>											
White Sands	Navy Active	White Sands Msl Rge	43	214,455	0	0	0	0	85	85	67.2
<b>New Mexico Total:</b>			<b>43</b>	<b>214,455</b>	<b>0</b>	<b>0</b>	<b>0</b>	<b>0</b>	<b>85</b>	<b>85</b>	<b>67.2</b>
<b><u>New York</u></b>											
Housing Ballston	Navy Active	Saratoga Springs	0	0	0	0	60	156,565	31	31	26.4
Naval Support Unit Saratoga Springs	Navy Active	Saratoga Springs	9	49,958	0	0	23	147,341	39	61	43.4
NAVSUBASE New London Mitchel Field	Navy Active	Hempstead	4	70,229	0	0	93	365,213	45	45	83.8
NAVSUBASE New London Mitchel Manor 1	Navy Active	Hempstead	0	0	0	0	15	221,845	30	30	40.9
NAVSUBASE New London Mitchel Manor 2	Navy Active	East Meadow	0	0	0	0	9	143,094	37	37	42.4
NOSC Rochester	Navy Reserve	Rochester	2	53,138	1	1,095	0	0	10	10	15.4
NUWC Fishers Island	Navy Active	Fishers Island	8	17,754	0	0	0	0	72	72	12.3
* OTHER SITE(S) : 13			30	525,558	2	18,805	0	0	530	535	137.3
<b>New York Total:</b>			<b>53</b>	<b>716,637</b>	<b>3</b>	<b>19,900</b>	<b>200</b>	<b>1,034,058</b>	<b>794</b>	<b>820</b>	<b>401.9</b>
<b><u>North Carolina</u></b>											
Harvey Point NC	Navy Active	Hertford	21	40,593	0	0	0	0	1,675	1,791	41.7
NOSC Greensboro NC	Navy Reserve	Greensboro	5	70,122	0	0	0	0	10	10	15.6
* OTHER SITE(S) : 13			8	108,391	1	850	0	0	1,226	1,331	24.1
<b>North Carolina Total:</b>			<b>34</b>	<b>219,106</b>	<b>1</b>	<b>850</b>	<b>0</b>	<b>0</b>	<b>2,912</b>	<b>3,132</b>	<b>81.3</b>
<b><u>North Dakota</u></b>											
* OTHER SITE(S) : 2			1	187	4	11,918	0	0	2	836	7.8
<b>North Dakota Total:</b>			<b>1</b>	<b>187</b>	<b>4</b>	<b>11,918</b>	<b>0</b>	<b>0</b>	<b>2</b>	<b>836</b>	<b>7.8</b>
<b><u>Northern Mariana Islands</u></b>											
AMERICAN MEMORIAL PARK	Navy Active	Saipan, Mariana Isl	0	0	0	0	0	0	0	133	0.0
Farrallon De Medinilla	Navy Active	Saipan, Mariana Isl	0	0	0	0	0	0	0	206	0.0
NAVBASE Guam Tinian	Navy Active	Tinian, Mariana Isl	0	0	0	0	0	0	0	15,347	0.1
* OTHER SITE(S) : 1			0	0	0	0	0	0	0	5	0.0

\* US Locations that do not meet criteria of at least ten (10) Acres AND at least \$10M PRV. US Territories and Non-US Locations that do not meet criteria of at least ten (10) Acres OR at least \$10M PRV.

**DEPARTMENT OF DEFENSE - Navy**  
**Base Structure Report - As of 30 Sept 2013**

SITE	COMPONENT	NAME NEAREST CITY	BUILDINGS						ACRES OWNED	TOTAL ACRES	PRV (\$M)
			OWNED		LEASED		OTHER				
			COUNT	SQFT	COUNT	SQFT	COUNT	SQFT			
<b>Northern Mariana Islands Total:</b>			<b>0</b>	<b>0</b>	<b>0</b>	<b>0</b>	<b>0</b>	<b>0</b>	<b>0</b>	<b>15,691</b>	<b>0.1</b>
<b>Ohio</b>											
Bratenahl	Navy Active	Cleveland	11	77,147	0	0	0	0	27	31	21.9
NOSC Columbus	Navy Reserve	Columbus	8	136,503	0	0	0	0	24	42	30.9
NOSC Toledo	Navy Reserve	Toledo	3	53,341	0	0	0	0	14	14	14.9
* OTHER SITE(S) : 3			4	85,792	8	49,440	0	0	9	16	31.5
<b>Ohio Total:</b>			<b>26</b>	<b>352,783</b>	<b>8</b>	<b>49,440</b>	<b>0</b>	<b>0</b>	<b>75</b>	<b>103</b>	<b>99.1</b>
<b>Oklahoma</b>											
* OTHER SITE(S) : 1			0	0	1	3,714	0	0	0	0	0.9
<b>Oklahoma Total:</b>			<b>0</b>	<b>0</b>	<b>1</b>	<b>3,714</b>	<b>0</b>	<b>0</b>	<b>0</b>	<b>0</b>	<b>0.9</b>
<b>Oregon</b>											
Naval Weapons Systems Training Facility Boardman	Navy Active	Boardman	4	8,248	0	0	0	0	19,223	62,871	26.0
NOSC Portland	Navy Reserve	Portland	8	74,005	0	0	0	0	14	14	25.8
* OTHER SITE(S) : 2			3	11,342	0	0	1	9,470	0	39	7.3
<b>Oregon Total:</b>			<b>15</b>	<b>93,595</b>	<b>0</b>	<b>0</b>	<b>1</b>	<b>9,470</b>	<b>19,237</b>	<b>62,924</b>	<b>59.0</b>
<b>Pennsylvania</b>											
CSO Philadelphia PA NH	Navy Active	Philadelphia	55	698,061	0	0	0	0	49	49	331.7
CSO Warminster NAWC-AD	Navy Active	Warminster	63	1,410,278	0	0	0	0	542	542	589.4
NAS JRB Willow Grove	Navy Active	Willow Grove	94	983,812	0	0	0	0	835	918	444.3
NOSC Mc Lehigh Valley	Navy Reserve	Bethlehem	7	65,212	0	0	0	0	19	19	17.6
NOSC Pittsburgh	Navy Reserve	Pittsburgh	4	66,135	0	0	0	0	13	13	17.2
NSA Mechanicsburg	Navy Active	Mechanicsburg	118	8,640,391	2	1,400	1	38,911	818	819	1,649.2
NSA Mechanicsburg Det Philadelphia	Navy Active	Philadelphia	29	2,233,773	0	0	0	0	134	134	761.2
NSA Mechanicsburg Det Philadelphia Annex PNBC	Navy Active	Philadelphia	47	2,275,276	0	0	0	0	262	262	1,196.9
* OTHER SITE(S) : 9			67	621,207	0	0	0	0	27	30	181.0
<b>Pennsylvania Total:</b>			<b>484</b>	<b>16,994,145</b>	<b>2</b>	<b>1,400</b>	<b>1</b>	<b>38,911</b>	<b>2,700</b>	<b>2,787</b>	<b>5,188.5</b>
<b>Puerto Rico</b>											
Cabeza De Perro	Navy Active	Ceiba	0	0	0	0	0	0	29	29	0.0
Fort Allen	Navy Active	Juana Diaz	2	8,067	0	0	0	0	0	117	2.4
Low Frequency Transmitter Site Aguada	Navy Active	Aguada	3	13,027	0	0	0	0	388	388	8.4

\* US Locations that do not meet criteria of at least ten (10) Acres AND at least \$10M PRV. US Territories and Non-US Locations that do not meet criteria of at least ten (10) Acres OR at least \$10M PRV.

**DEPARTMENT OF DEFENSE - Navy**  
**Base Structure Report - As of 30 Sept 2013**

SITE	COMPONENT	NAME NEAREST CITY	BUILDINGS						ACRES OWNED	TOTAL ACRES	PRV (\$M)
			OWNED		LEASED		OTHER				
			COUNT	SQFT	COUNT	SQFT	COUNT	SQFT			
Mount Pirata	Navy Active	Vieques	1	330	0	0	0	0	59	59	1.6
Naval Activity Puerto Rico	Navy Active	Roosevelt	1,246	4,939,765	0	0	1	52,255	8,193	8,239	1,657.2
NSGA Sabana Seca	Navy Active	Sabana Seca	169	456,796	0	0	0	0	2,778	2,927	185.8
Pico Del Este - AFWTF	Navy Active	Naguabo	9	20,063	0	0	0	0	0	0	12.6
Pineros Island	Navy Active	Ceiba	0	0	0	0	0	0	325	325	0.0
Vieques West	Navy Active	Vieques	2	8,031	0	0	0	0	373	386	3.0
Vieques West	Navy Active	Vieques	0	0	0	0	0	0	62	62	0.0
<b>* OTHER SITE(S) : 1</b>			6	23,123	0	0	0	0	0	0	5.4
<b>Puerto Rico Total:</b>			<b>1,438</b>	<b>5,469,202</b>	<b>0</b>	<b>0</b>	<b>1</b>	<b>52,255</b>	<b>12,209</b>	<b>12,534</b>	<b>1,876.6</b>
<b>Rhode Island</b>											
CSO Davisville CBC	Navy Active	Davisville	162	2,643,843	0	0	0	0	910	910	744.9
Fort Adams	Navy Active	Newport	20	97,544	0	0	0	0	24	24	27.5
Gould Island	Navy Active	Jamestown	1	28,155	0	0	0	0	13	13	18.2
NS Newport	Navy Active	Newport	280	5,736,886	0	0	2	177	1,327	1,329	2,719.9
NS Newport Melville	Navy Active	Portsmouth	35	84,144	0	0	0	0	18	18	214.6
<b>* OTHER SITE(S) : 6</b>			542	2,211,661	0	0	0	0	0	0	565.1
<b>Rhode Island Total:</b>			<b>1,040</b>	<b>10,802,233</b>	<b>0</b>	<b>0</b>	<b>2</b>	<b>177</b>	<b>2,292</b>	<b>2,293</b>	<b>4,290.2</b>
<b>South Carolina</b>											
NAVHOSP Beaufort	Navy Active	Beaufort	21	432,412	0	0	33	90,213	126	127	238.2
<b>* OTHER SITE(S) : 3</b>			23	153,990	0	0	2	29,989	6	10	32.2
<b>South Carolina Total:</b>			<b>44</b>	<b>586,402</b>	<b>0</b>	<b>0</b>	<b>35</b>	<b>120,202</b>	<b>132</b>	<b>137</b>	<b>270.4</b>
<b>Tennessee</b>											
NOSC Knoxville	Navy Reserve	Knoxville	1	46,476	0	0	0	0	11	11	10.3
NSA Midsouth Memphis	Navy Active	Millington	153	2,557,718	23	36,518	368	761,216	1,475	1,867	800.1
NSWC Carderock Div	Navy Active	Memphis	4	486,354	0	0	0	0	61	140	150.8
<b>* OTHER SITE(S) : 5</b>			4	19,262	6	47,277	1	64	0	8	32.1
<b>Tennessee Total:</b>			<b>162</b>	<b>3,109,810</b>	<b>29</b>	<b>83,795</b>	<b>369</b>	<b>761,280</b>	<b>1,546</b>	<b>2,026</b>	<b>993.4</b>
<b>Texas</b>											
ALF Cabaniss	Navy Active	Corpus Christi	3	5,520	0	0	0	0	931	953	51.6
ALF Orange	Navy Active	Orange Grove	18	18,364	0	0	0	0	1,596	1,596	104.5
ALF Waldron	Navy Active	Corpus Christi	2	4,000	0	0	0	0	901	903	55.6
Dixie Target Range	Navy Active	Seven Sisters	8	19,296	0	0	0	0	6,761	7,825	50.0
Nalf Goliad	Navy Active	Berclair	3	12,666	0	0	0	0	1,136	1,136	72.8
NAS Corpus Christi	Navy Active	Corpus Christi	287	5,407,361	0	0	11	202,328	2,625	2,630	1,554.1

\* US Locations that do not meet criteria of at least ten (10) Acres AND at least \$10M PRV. US Territories and Non-US Locations that do not meet criteria of at least ten (10) Acres OR at least \$10M PRV.

**DEPARTMENT OF DEFENSE - Navy**  
**Base Structure Report - As of 30 Sept 2013**

SITE	COMPONENT	NAME NEAREST CITY	BUILDINGS						ACRES OWNED	TOTAL ACRES	PRV (\$M)
			OWNED		LEASED		OTHER				
			COUNT	SQFT	COUNT	SQFT	COUNT	SQFT			
NAS JRB Fort Worth	Navy Active	Fort Worth	277	3,065,500	0	0	86	419,926	2,081	2,342	1,007.6
NAS Kingsville	Navy Active	Kingsville	152	1,099,219	0	0	1	143	3,987	3,987	509.7
NOSC Harlingen	Navy Reserve	Harlingen	3	63,683	0	0	0	0	0	15	13.0
NOSC San Antonio	Navy Reserve	San Antonio	9	774,539	0	0	0	0	14	14	130.1
NOSC-MCRC El Paso	Navy Reserve	El Paso	4	41,424	0	0	0	0	0	14	10.0
* OTHER SITE(S) : 21			120	1,055,607	7	277,093	3	33,216	261	3,209	413.3
<b>Texas Total:</b>			<b>886</b>	<b>11,567,179</b>	<b>7</b>	<b>277,093</b>	<b>101</b>	<b>655,613</b>	<b>20,293</b>	<b>24,622</b>	<b>3,972.2</b>
<b>Utah</b>											
NAVSUPPDET Monterey Det	Navy Active	Magna	136	379,427	0	0	0	0	512	512	141.6
<b>Utah Total:</b>			<b>136</b>	<b>379,427</b>	<b>0</b>	<b>0</b>	<b>0</b>	<b>0</b>	<b>512</b>	<b>512</b>	<b>141.6</b>
<b>Vermont</b>											
* OTHER SITE(S) : 1			1	19,616	0	0	0	0	5	5	5.0
<b>Vermont Total:</b>			<b>1</b>	<b>19,616</b>	<b>0</b>	<b>0</b>	<b>0</b>	<b>0</b>	<b>5</b>	<b>5</b>	<b>5.0</b>
<b>Virgin Islands</b>											
* OTHER SITE(S) : 1			0	0	0	0	0	0	0	0	0.2
<b>Virgin Islands Total:</b>			<b>0</b>	<b>0</b>	<b>0</b>	<b>0</b>	<b>0</b>	<b>0</b>	<b>0</b>	<b>0</b>	<b>0.2</b>
<b>Virginia</b>											
ALF Fentress Chesapeake	Navy Active	Virginia Beach	13	21,747	0	0	0	0	2,527	2,741	61.6
Arlington Service Center	Navy Active	Arlington	10	260,428	0	0	4	8,256	18	31	73.0
Camp Peary (Non-Cnic)	Navy Active	Williamsburg	33	126,039	0	0	1	250	9,274	9,276	21.9
Cheatham Annex	Navy Active	Williamsburg	195	3,228,399	0	0	0	0	1,567	2,360	563.6
Craney Island	Navy Active	Portsmouth	28	62,384	0	0	0	0	916	937	341.0
Elizabeth River Channel	Navy Active	Norfolk	5	13,897	0	0	0	0	0	11	35.9
Fort Story	Navy Active	Norfolk	231	1,242,215	0	0	94	462,508	1,450	1,452	497.9
Midway Research Center	Navy Active	Stafford	8	25,908	0	0	0	0	162	162	12.1
NAS Oceana	Navy Active	Virginia Beach	294	4,006,561	0	0	56	110,214	776	1,087	1,493.3
NAS Oceana Dam Neck	Navy Active	Virginia Beach	173	3,293,715	1	1,511	101	912,419	1,913	1,915	1,069.9
NAS Oceana Midway Manor	Navy Active	Virginia Beach	2	2,105	0	0	179	636,546	97	100	102.5
NAS Oceana NEXCOM Headquarters	Navy Active	Virginia Beach	2	93,960	2	375,166	0	0	10	31	67.3
Naval Medical Center Portsmouth	Navy Active	Portsmouth	33	2,213,779	0	0	3	5,891	111	111	922.3
NAVPHIBASE Little Creek	Navy Active	Norfolk	382	4,734,516	0	0	376	1,066,154	2,155	2,805	2,101.9
NOSC Richmond	Navy Reserve	Chesterfield	4	46,566	0	0	0	0	10	10	10.5
NS Norfolk	Navy Active	Norfolk	527	15,343,055	0	0	369	1,456,926	3,599	3,603	5,627.3
NSA Norfolk	Navy Active	Norfolk	203	2,382,744	0	0	677	2,046,971	801	801	982.5

\* US Locations that do not meet criteria of at least ten (10) Acres AND at least \$10M PRV. US Territories and Non-US Locations that do not meet criteria of at least ten (10) Acres OR at least \$10M PRV.

**DEPARTMENT OF DEFENSE - Navy**  
**Base Structure Report - As of 30 Sept 2013**

SITE	COMPONENT	NAME NEAREST CITY	BUILDINGS						ACRES OWNED	TOTAL ACRES	PRV (\$M)
			OWNED		LEASED		OTHER				
			COUNT	SQFT	COUNT	SQFT	COUNT	SQFT			
NSA Norfolk Fire Fighters School	Navy Active	Norfolk	6	45,371	0	0	0	0	12	13	14.0
NSA Norfolk Lafayette Rvr Complex	Navy Active	Norfolk	11	230,257	0	0	2	13,395	20	20	68.4
NSA Norfolk New Gosport/NNSY	Navy Active	Portsmouth	4	28,846	0	0	0	0	57	57	17.6
NSA Norfolk NSY	Navy Active	Portsmouth	162	6,043,259	0	0	11	64,215	551	585	2,557.5
NSA Norfolk NW Chesapeake	Navy Active	Chesapeake	197	937,723	0	0	0	0	2,805	3,798	352.2
NSA Norfolk SDA Area	Navy Active	Norfolk	17	960,636	0	0	0	0	90	91	145.4
NSA Norfolk South Gate	Navy Active	Portsmouth	22	166,004	0	0	0	0	63	63	81.1
NSA Norfolk St Helena Norfolk	Navy Active	Norfolk	4	7,414	0	0	0	0	12	12	56.9
NSA Norfolk St Juliens Creek Annex	Navy Active	Portsmouth	73	630,459	0	0	0	0	490	499	206.3
NSA Norfolk Stanley Court/NNSY	Navy Active	Portsmouth	0	0	0	0	80	161,865	16	16	23.6
NSA South Potomac	Navy Active	Dahlgren	328	3,117,608	0	0	270	393,508	2,677	2,677	1,148.4
NSA South Potomac Pumpkin Neck	Navy Active	King George	24	46,701	0	0	0	0	1,641	1,641	27.0
NWS Yorktown	Navy Active	Yorktown	433	2,967,550	0	0	138	531,347	10,356	10,637	980.0
Wallops Island	Navy Active	Wallops Island	93	407,949	0	0	0	0	5	90	133.8
Yorktown Fuel Depot	Navy Active	Yorktown	48	23,471	0	0	0	0	111	111	125.3
<b>* OTHER SITE(S) : 39</b>			73	678,613	30	85,931	1	80	3,558	14,444	210.4
<b>Virginia Total:</b>			<b>3,638</b>	<b>53,389,880</b>	<b>33</b>	<b>462,608</b>	<b>2,362</b>	<b>7,870,545</b>	<b>47,851</b>	<b>62,189</b>	<b>20,132.5</b>
<b><u>Washington</u></b>											
Bremerton	Navy Active	Bremerton	90	2,810,776	0	0	61	188,557	117	120	1,520.5
Bremerton RR	Navy Active	Shelton	0	0	0	0	0	0	1,232	1,232	28.9
Jackson Park Hsg	Navy Active	Bremerton	221	1,571,316	0	0	0	0	209	209	476.4
Jim Creek	Navy Active	Oso	61	117,926	0	0	0	0	3,839	4,901	139.3
Keyport NUWC	Navy Active	Keyport	113	1,295,665	0	0	35	67,005	356	358	478.0
Manchester	Navy Active	Bremerton	19	85,932	0	0	0	0	234	234	293.8
Marysville	Navy Active	Marysville	14	285,788	0	0	0	0	52	52	81.3
NAS Whidbey Island	Navy Active	Oak Harbor	236	3,052,064	0	0	70	357,653	4,358	4,361	1,639.9
NAS Whidbey Island Sea Plane Base	Navy Active	Oak Harbor	71	551,934	0	0	931	2,625,480	2,784	2,785	799.7
NAVBASE Kitsap Bremerton	Navy Active	Bangor	611	5,435,040	0	0	349	2,120,564	6,603	6,609	3,566.6
NAVMAG Indian Island	Navy Active	Port Townsend	160	489,723	0	0	0	0	2,716	2,716	316.2
NOSC Spokane	Navy Reserve	Spokane	9	68,291	0	0	0	0	23	23	19.1
NS Everett	Navy Active	Everett	61	972,606	0	0	0	0	213	213	673.2
OLF Coupeville	Navy Active	Coupeville	6	6,566	0	0	3	2,262	664	1,060	42.3
Shipyard Puget Sound	Navy Active	Bremerton	159	3,934,785	1	11,992	1	100	570	570	3,056.3
<b>* OTHER SITE(S) : 46</b>			67	211,306	1	38,601	35	105,770	1,717	1,728	122.2
<b>Washington Total:</b>			<b>1,898</b>	<b>20,889,718</b>	<b>2</b>	<b>50,593</b>	<b>1,485</b>	<b>5,467,391</b>	<b>25,687</b>	<b>27,171</b>	<b>13,253.9</b>
<b><u>West Virginia</u></b>											
Allegany Ballistics Lab	Navy Active	Keyser	170	1,724,413	0	0	0	0	1,639	1,785	515.9

\* US Locations that do not meet criteria of at least ten (10) Acres AND at least \$10M PRV. US Territories and Non-US Locations that do not meet criteria of at least ten (10) Acres OR at least \$10M PRV.

**DEPARTMENT OF DEFENSE - Navy**  
**Base Structure Report - As of 30 Sept 2013**

SITE	COMPONENT	NAME NEAREST CITY	BUILDINGS						ACRES OWNED	TOTAL ACRES	PRV (\$M)
			OWNED		LEASED		OTHER				
			COUNT	SQFT	COUNT	SQFT	COUNT	SQFT			
NIOC Sugar Grove	Navy Active	Sugar Grove	50	158,627	2	204	43	136,162	647	648	107.3
* OTHER SITE(S) : 2			26	132,105	0	0	0	0	0	0	55.7
<b>West Virginia Total:</b>			<b>246</b>	<b>2,015,145</b>	<b>2</b>	<b>204</b>	<b>43</b>	<b>136,162</b>	<b>2,286</b>	<b>2,432</b>	<b>679.0</b>
<b>Wisconsin</b>											
NOSC Green Bay	Navy Reserve	Ashwaubenon	2	41,861	0	0	0	0	10	10	11.4
* OTHER SITE(S) : 1			0	0	1	55,903	0	0	0	6	15.3
<b>Wisconsin Total:</b>			<b>2</b>	<b>41,861</b>	<b>1</b>	<b>55,903</b>	<b>0</b>	<b>0</b>	<b>10</b>	<b>17</b>	<b>26.7</b>
<b>Wyoming</b>											
* OTHER SITE(S) : 1			0	0	0	0	2	12,836	0	0	3.0
<b>Wyoming Total:</b>			<b>0</b>	<b>0</b>	<b>0</b>	<b>0</b>	<b>2</b>	<b>12,836</b>	<b>0</b>	<b>0</b>	<b>3.0</b>
<b>US/US Territories Total:</b>			<b>33,861</b>	<b>353,905,555</b>	<b>512</b>	<b>3,251,507</b>	<b>17,899</b>	<b>66,824,299</b>	<b>586,545</b>	<b>2,107,671</b>	<b>184,602.3</b>

\* US Locations that do not meet criteria of at least ten (10) Acres AND at least \$10M PRV. US Territories and Non-US Locations that do not meet criteria of at least ten (10) Acres OR at least \$10M PRV.

**DEPARTMENT OF DEFENSE - Navy**  
**Base Structure Report - As of 30 Sept 2013**

SITE	COMPONENT	NAME NEAREST CITY	BUILDINGS						ACRES OWNED	TOTAL ACRES	PRV (\$M)
			OWNED		LEASED		OTHER				
			COUNT	SQFT	COUNT	SQFT	COUNT	SQFT			
<b>Australia</b>											
Area A-VLF	Navy Active	Exmouth	0	0	0	0	0	0	0	5,510	0.0
Area C-HFR	Navy Active	Exmouth	0	0	0	0	0	0	0	9,463	0.0
NAVCOMMSTA H E Holt	Navy Active	Northwest Cape	0	0	0	0	50	406,553	0	5,099	317.4
<b>Australia Total:</b>			<b>0</b>	<b>0</b>	<b>0</b>	<b>0</b>	<b>50</b>	<b>406,553</b>	<b>0</b>	<b>20,072</b>	<b>317.4</b>
<b>Bahamas</b>											
AUTEC Big Wood Cay	Navy Active	Andros Island	0	0	0	0	0	0	0	34	2.9
AUTEC Golding Cay	Navy Active	Andros Island	0	0	0	0	0	0	0	29	5.1
AUTEC Great Stirrup	Navy Active	Andros Island	0	0	0	0	0	0	0	12	0.8
AUTEC High Point Cay	Navy Active	Andros Island	0	0	0	0	0	0	0	14	2.7
AUTEC Main Base	Navy Active	Andros Island	133	656,858	0	0	0	0	0	420	390.0
AUTEC Salvador Point	Navy Active	Andros Island	10	11,395	0	0	0	0	0	31	14.6
<b>Bahamas Total:</b>			<b>143</b>	<b>668,253</b>	<b>0</b>	<b>0</b>	<b>0</b>	<b>0</b>	<b>0</b>	<b>541</b>	<b>416.0</b>
<b>Bahrain</b>											
NSA Bahrain	Navy Active	Manama	147	1,150,469	1	483	1	308	0	66	500.2
NSA Bahrain - Aviation Unit Muharraq	Navy Active	Al Jufayr	12	22,349	3	83,255	0	0	0	3	44.7
NSA Bahrain - Banz Wrhs Compound	Navy Active	Al Jufayr	2	811	13	952,213	0	0	0	14	195.8
NSA Bahrain - Dependent School	Navy Active	Al Jufayr	2	243	7	261,584	0	0	0	26	102.5
NSA Bahrain - Mina Sulman Pier Area	Navy Active	Al Jufayr	6	2,297	3	93,950	0	0	0	0	76.6
Nsa-li	Navy Active	Manama	10	139,130	0	0	0	0	0	87	163.3
Sheik Isa	Navy Active	Unknown	42	79,688	0	0	0	0	0	0	24.3
* OTHER SITE(S) : 3			19	11,476	3	16,476	0	0	0	0	9.2
<b>Bahrain Total:</b>			<b>240</b>	<b>1,406,462</b>	<b>30</b>	<b>1,407,961</b>	<b>1</b>	<b>308</b>	<b>0</b>	<b>197</b>	<b>1,116.6</b>
<b>Br Indian Ocean Territories</b>											
NAVSUPPFAC Diego Garcia	Navy Active	Diego Garcia, Naval Facility	622	2,701,803	0	0	0	0	0	7,000	2,798.5
<b>Br Indian Ocean Territories Total:</b>			<b>622</b>	<b>2,701,803</b>	<b>0</b>	<b>0</b>	<b>0</b>	<b>0</b>	<b>0</b>	<b>7,000</b>	<b>2,798.5</b>
<b>Cambodia</b>											
* OTHER SITE(S) : 1			0	0	3	6,726	0	0	0	0	2.3
<b>Cambodia Total:</b>			<b>0</b>	<b>0</b>	<b>3</b>	<b>6,726</b>	<b>0</b>	<b>0</b>	<b>0</b>	<b>0</b>	<b>2.3</b>
<b>Canada</b>											
ARGENTIA NEWFOUNDLAND	Navy Active	Placentia, Newfoundland	0	0	0	0	0	0	0	185	0.0

\* US Locations that do not meet criteria of at least ten (10) Acres AND at least \$10M PRV. US Territories and Non-US Locations that do not meet criteria of at least ten (10) Acres OR at least \$10M PRV.

**DEPARTMENT OF DEFENSE - Navy**  
**Base Structure Report - As of 30 Sept 2013**

SITE	COMPONENT	NAME NEAREST CITY	BUILDINGS						ACRES OWNED	TOTAL ACRES	PRV (\$M)
			OWNED		LEASED		OTHER				
			COUNT	SQFT	COUNT	SQFT	COUNT	SQFT			
* OTHER SITE(S) : 2			0	0	1	144	0	0	0	1	0.1
		<b>Canada Total:</b>	<b>0</b>	<b>0</b>	<b>1</b>	<b>144</b>	<b>0</b>	<b>0</b>	<b>0</b>	<b>186</b>	<b>0.1</b>
<b>Cuba</b>											
NS Guantanamo Bay	Navy Active	Guantanamo Bay	1,362	5,880,483	0	0	7	10,032	0	28,817	3,471.6
		<b>Cuba Total:</b>	<b>1,362</b>	<b>5,880,483</b>	<b>0</b>	<b>0</b>	<b>7</b>	<b>10,032</b>	<b>0</b>	<b>28,817</b>	<b>3,471.6</b>
<b>Djibouti</b>											
Camp Lemonier Djibouti	Navy Active	Djibouti	1,243	783,882	0	0	1	432	0	572	594.5
		<b>Djibouti Total:</b>	<b>1,243</b>	<b>783,882</b>	<b>0</b>	<b>0</b>	<b>1</b>	<b>432</b>	<b>0</b>	<b>572</b>	<b>594.5</b>
<b>Egypt</b>											
Naval Medical Research Unit Three Cairo Egypt	Navy Active	Cairo	21	94,913	3	19,683	0	0	0	3	55.8
* OTHER SITE(S) : 1			0	0	13	26,703	0	0	0	0	7.7
		<b>Egypt Total:</b>	<b>21</b>	<b>94,913</b>	<b>16</b>	<b>46,386</b>	<b>0</b>	<b>0</b>	<b>0</b>	<b>3</b>	<b>63.5</b>
<b>El Salvador</b>											
CSL EL SALVADOR	Navy Active	San Salvador	14	38,914	0	0	0	0	0	35	19.6
		<b>El Salvador Total:</b>	<b>14</b>	<b>38,914</b>	<b>0</b>	<b>0</b>	<b>0</b>	<b>0</b>	<b>0</b>	<b>35</b>	<b>19.6</b>
<b>Greece</b>											
NATO Ordnance Area	Navy Active	Soudha Bay	1	216	0	0	15	68,700	0	0	25.9
NSA Souda Bay	Navy Active	Soudha Bay	50	439,338	0	0	0	0	0	101	257.8
NSA Souda Bay Marathi Pier Area	Navy Active	Soudha Bay	9	14,775	0	0	0	0	0	0	16.0
NSA Souda Bay NAMFI Compound	Navy Active	Soudha Bay	8	38,754	0	0	0	0	0	0	11.2
* OTHER SITE(S) : 4			3	21,880	1	2,453	4	20,157	0	0	10.2
		<b>Greece Total:</b>	<b>71</b>	<b>514,962</b>	<b>1</b>	<b>2,453</b>	<b>19</b>	<b>88,857</b>	<b>0</b>	<b>101</b>	<b>320.9</b>
<b>Hong Kong</b>											
* OTHER SITE(S) : 1			0	0	1	4,922	0	0	0	0	1.7
		<b>Hong Kong Total:</b>	<b>0</b>	<b>0</b>	<b>1</b>	<b>4,922</b>	<b>0</b>	<b>0</b>	<b>0</b>	<b>0</b>	<b>1.7</b>
<b>Iceland</b>											
Grindavik, Iceland	Navy Active	Grindavik	7	18,421	0	0	0	0	0	1,049	21.7
		<b>Iceland Total:</b>	<b>7</b>	<b>18,421</b>	<b>0</b>	<b>0</b>	<b>0</b>	<b>0</b>	<b>0</b>	<b>1,049</b>	<b>21.7</b>
<b>Italy</b>											
Augusta Bay	Navy Active	Catania	6	57,768	0	0	0	0	0	0	48.6

\* US Locations that do not meet criteria of at least ten (10) Acres AND at least \$10M PRV. US Territories and Non-US Locations that do not meet criteria of at least ten (10) Acres OR at least \$10M PRV.



**DEPARTMENT OF DEFENSE - Navy**  
**Base Structure Report - As of 30 Sept 2013**

SITE	COMPONENT	NAME NEAREST CITY	BUILDINGS						ACRES OWNED	TOTAL ACRES	PRV (\$M)
			OWNED		LEASED		OTHER				
			COUNT	SQFT	COUNT	SQFT	COUNT	SQFT			
Carney Park	Navy Active	Naples	23	21,341	4	10,430	0	0	0	53	27.0
Lago Patria	Navy Active	Naples	9	14,215	0	0	1	6,487	0	3	12.4
NAS 1 Support Area	Navy Active	Catania	60	1,113,378	1	67,800	0	0	0	10	536.1
NAS Pensacola Transmitter Site	Navy Active	Sigonella Sicily	8	28,844	0	0	0	0	0	0	23.4
NAS Sigonella	Navy Active	Sigonella Sicily	160	1,634,594	0	0	3	15,459	0	316	927.9
NAS Sigonella Belpasso Hsg	Navy Active	Catania	1	11,646	150	958,995	0	0	0	104	272.4
NATO Ordnance Facility	Navy Active	Sigonella Sicily	35	87,396	0	0	0	0	0	172	57.3
NAVSUPPACT NAPLES IT	Navy Active	Naples	73	1,334,304	0	0	0	0	0	58	616.5
NSA Naples Support Site	Navy Active	Naples	2	200,349	161	3,271,162	0	0	0	228	1,179.1
NSA Naples Various Location Housing	Navy Active	Naples	0	0	5	39,109	0	0	0	0	10.9
<b>* OTHER SITE(S) : 8</b>			3	7,637	7	99,366	5	19,943	0	14	30.3
<b>Italy Total:</b>			<b>380</b>	<b>4,511,473</b>	<b>328</b>	<b>4,446,863</b>	<b>9</b>	<b>41,889</b>	<b>0</b>	<b>959</b>	<b>3,741.8</b>
<b>Japan</b>											
Akasaki POL Dep	Navy Active	Sasebo	45	109,920	0	0	43	187,737	0	182	427.4
Awase	Navy Active	Kadena Air Base Okinawa	8	12,968	0	0	0	0	0	118	15.5
Azuma	Navy Active	Yokosuka	41	54,201	0	0	40	145,030	0	201	437.3
Camp Shields	Navy Active	Camp Shields-Okinawa	35	150,076	0	0	19	360,754	0	88	164.1
COMFLEACT Kadena Okinawa	Navy Active	Kadena Air Base Okinawa	122	732,619	0	0	1	26,508	0	120	263.8
COMFLEACT Sasebo	Navy Active	Sasebo	82	129,796	0	0	173	2,134,035	0	7,734	992.6
COMFLEACT Yokosuka	Navy Active	Yokosuka	269	498,771	0	0	523	10,764,928	0	2,662	5,417.8
Drydock Area-5030	Navy Active	Sasebo	1	506	0	0	12	19,893	0	0	231.1
Hachinohe POL Dep	Navy Active	Hachinohe	9	7,293	0	0	12	10,252	0	46	138.0
Hario Housing Area	Navy Active	Sasebo	28	14,729	0	0	76	1,193,516	0	87	347.3
Hario Shima Ammo	Navy Active	Sasebo	29	45,643	0	0	15	62,992	0	487	89.7
Ikego Housing Area	Navy Active	Ikego	38	43,696	0	0	136	2,185,871	0	708	692.1
Iorizaki POL Dep	Navy Active	Sasebo	5	154	0	0	4	7,744	0	56	208.0
Iwo Jima-3181	Navy Active	Iwo Jima Island	0	0	0	0	46	331,070	0	243	274.3
Kami Seya	Navy Active	Kami Seya	92	304,609	0	0	13	137,004	0	587	178.6
Kisarazu-JGSDF	Navy Active	Kisarazu	9	12,533	0	0	24	327,424	0	513	236.1
Kobi Sho Range-6084	Navy Active	Okinawa Island	0	0	0	0	0	0	0	216	0.0
Koshiba POL Dep-3113	Navy Active	Yokohama	0	0	0	0	0	0	0	104	0.0
Maebata	Navy Active	Sasebo	39	60,704	0	0	43	288,076	0	144	133.5
NAF Atsugi	Navy Active	Atsugi	262	550,572	0	0	278	3,817,380	0	1,237	1,682.8
NAF Misawa	Navy Active	Misawa AFB	74	909,949	0	0	6	3,048	27	27	299.7
Nagasaka Rifle Range	Navy Active	Yokosuka	0	0	0	0	0	0	0	26	0.0
Negishi Dh Area	Navy Active	Yokohama	63	20,531	0	0	237	728,869	0	111	315.6
Okidaito Jima Rng-6088	Navy Active	Okinawa Island	0	0	0	0	0	0	0	283	0.0

\* US Locations that do not meet criteria of at least ten (10) Acres AND at least \$10M PRV. US Territories and Non-US Locations that do not meet criteria of at least ten (10) Acres OR at least \$10M PRV.

**DEPARTMENT OF DEFENSE - Navy**  
**Base Structure Report - As of 30 Sept 2013**

SITE	COMPONENT	NAME NEAREST CITY	BUILDINGS						ACRES OWNED	TOTAL ACRES	PRV (\$M)
			OWNED		LEASED		OTHER				
			COUNT	SQFT	COUNT	SQFT	COUNT	SQFT			
Sakibe	Navy Active	Sasebo	7	21,291	0	0	1	8,061	0	32	11.5
Sanno Hotel Tokyo-3185	Navy Active	Tokyo	2	783	0	0	1	203,405	0	2	64.3
Sekibi Sho Range-6085	Navy Active	Okinawa Island	0	0	0	0	0	0	0	10	0.0
Tengan Pier-6028	Navy Active	Tengan	5	5,648	0	0	0	0	0	8	50.0
Totsuka-NCTS	Navy Active	Totsuka	25	18,987	0	0	11	52,356	0	191	65.3
Tsurumi POL Dep	Navy Active	Yokohama	30	11,476	0	0	20	59,287	0	48	170.5
Urago Ordinance	Navy Active	Yokosuka	13	18,895	0	0	31	181,187	0	48	114.5
White Beach	Navy Active	White Beach Nav Inst	68	158,554	0	0	10	141,647	0	290	175.2
Yokohama No Dock	Navy Active	Yokohama	8	83,724	0	0	9	269,242	2	18	77.0
Yokose POL Dep	Navy Active	Sasebo	10	2,143	0	0	27	142,337	0	168	439.1
<b>* OTHER SITE(S) : 6</b>			9	19,319	4	30,863	0	0	0	1	17.2
<b>Japan Total:</b>			<b>1,428</b>	<b>4,000,089</b>	<b>4</b>	<b>30,863</b>	<b>1,811</b>	<b>23,789,653</b>	<b>29</b>	<b>16,795</b>	<b>13,730.1</b>
<b>Kenya</b>											
NSA Bahrain - Kenya	Navy Active	Mombasa	6	19,770	0	0	0	0	0	0	43.1
<b>Kenya Total:</b>			<b>6</b>	<b>19,770</b>	<b>0</b>	<b>0</b>	<b>0</b>	<b>0</b>	<b>0</b>	<b>0</b>	<b>43.1</b>
<b>Kuwait</b>											
<b>* OTHER SITE(S) : 1</b>			0	0	0	0	3	19,363	0	0	1.8
<b>Kuwait Total:</b>			<b>0</b>	<b>0</b>	<b>0</b>	<b>0</b>	<b>3</b>	<b>19,363</b>	<b>0</b>	<b>0</b>	<b>1.8</b>
<b>Oman</b>											
<b>* OTHER SITE(S) : 1</b>			8	32,927	0	0	0	0	0	0	8.2
<b>Oman Total:</b>			<b>8</b>	<b>32,927</b>	<b>0</b>	<b>0</b>	<b>0</b>	<b>0</b>	<b>0</b>	<b>0</b>	<b>8.2</b>
<b>Peru</b>											
Naval Medical Research Center Det Lima Peru	Navy Active	Lima	0	0	0	0	2	32,889	0	0	11.6
<b>* OTHER SITE(S) : 1</b>			1	923	0	0	2	4,757	0	0	2.1
<b>Peru Total:</b>			<b>1</b>	<b>923</b>	<b>0</b>	<b>0</b>	<b>4</b>	<b>37,646</b>	<b>0</b>	<b>0</b>	<b>13.7</b>
<b>Portugal</b>											
<b>* OTHER SITE(S) : 1</b>			0	0	0	0	2	1,700	0	0	0.6
<b>Portugal Total:</b>			<b>0</b>	<b>0</b>	<b>0</b>	<b>0</b>	<b>2</b>	<b>1,700</b>	<b>0</b>	<b>0</b>	<b>0.6</b>
<b>Romania</b>											
NAVSUPPFAC ROMANIA	Navy Active	Unknown	0	0	0	0	0	0	0	438	0.0
<b>Romania Total:</b>			<b>0</b>	<b>0</b>	<b>0</b>	<b>0</b>	<b>0</b>	<b>0</b>	<b>0</b>	<b>438</b>	<b>0.0</b>

\* US Locations that do not meet criteria of at least ten (10) Acres AND at least \$10M PRV. US Territories and Non-US Locations that do not meet criteria of at least ten (10) Acres OR at least \$10M PRV.

**DEPARTMENT OF DEFENSE - Navy**  
**Base Structure Report - As of 30 Sept 2013**

SITE	COMPONENT	NAME NEAREST CITY	BUILDINGS						ACRES OWNED	TOTAL ACRES	PRV (\$M)
			OWNED		LEASED		OTHER				
			COUNT	SQFT	COUNT	SQFT	COUNT	SQFT			
<b>Singapore</b>											
Singapore Area Coordinator	Navy Active	Singapore	0	0	95	571,564	67	426,288	0	0	259.2
* OTHER SITE(S) : 1			0	0	0	0	1	190	0	0	0.1
<b>Singapore Total:</b>			<b>0</b>	<b>0</b>	<b>95</b>	<b>571,564</b>	<b>68</b>	<b>426,478</b>	<b>0</b>	<b>0</b>	<b>259.3</b>
<b>South Korea</b>											
Camp Carroll	Navy Active	Yechon	0	0	0	0	1	75,200	0	0	11.5
Fleet Activities Chinhae	Navy Active	Chinhae	116	375,049	0	0	0	0	0	91	98.5
Pohang	Navy Active	Pohang	14	91,933	0	0	55	137,325	0	3	119.9
ROK Navy Base	Navy Active	Chinhae	2	16,060	0	0	0	0	0	0	59.8
Yechon	Navy Active	Yechon	2	244	0	0	32	78,976	0	0	80.2
Yongsan Garrison	Navy Active	Yongsan	17	61,231	0	0	0	0	0	0	13.8
* OTHER SITE(S) : 2			2	6,147	0	0	0	0	0	3	1.7
<b>South Korea Total:</b>			<b>153</b>	<b>550,664</b>	<b>0</b>	<b>0</b>	<b>88</b>	<b>291,501</b>	<b>0</b>	<b>97</b>	<b>385.5</b>
<b>Spain</b>											
NS Rota	Navy Active	Rota	821	4,013,040	0	0	39	8,922	0	5,962	2,204.5
* OTHER SITE(S) : 2			1	2,596	0	0	1	6,335	0	1	2.9
<b>Spain Total:</b>			<b>822</b>	<b>4,015,636</b>	<b>0</b>	<b>0</b>	<b>40</b>	<b>15,257</b>	<b>0</b>	<b>5,963</b>	<b>2,207.4</b>
<b>United Arab Emirates</b>											
NSA Bahrain - Fujairah Aviation Unit	Navy Active	Al Fujayrah	0	0	5	39,957	0	0	0	0	16.4
NSA Bahrain - Jebel Ali	Navy Active	Dubai	5	6,178	29	100,976	0	0	0	36	78.2
<b>United Arab Emirates Total:</b>			<b>5</b>	<b>6,178</b>	<b>34</b>	<b>140,933</b>	<b>0</b>	<b>0</b>	<b>0</b>	<b>36</b>	<b>94.6</b>
<b>Overseas Total:</b>			<b>6,526</b>	<b>25,245,754</b>	<b>513</b>	<b>6,658,815</b>	<b>2,103</b>	<b>25,129,669</b>	<b>29</b>	<b>82,860</b>	<b>29,630.4</b>
<b>Worldwide Totals By Reporting Component:</b>			<b>40,387</b>	<b>379,151,309</b>	<b>1,025</b>	<b>9,910,322</b>	<b>20,002</b>	<b>91,953,967</b>	<b>586,573</b>	<b>2,190,531</b>	<b>214,232.7</b>

\* US Locations that do not meet criteria of at least ten (10) Acres AND at least \$10M PRV. US Territories and Non-US Locations that do not meet criteria of at least ten (10) Acres OR at least \$10M PRV.

**DEPARTMENT OF DEFENSE - Air Force**  
**Base Structure Report - As of 30 Sept 2013**

SITE	COMPONENT	NAME NEAREST CITY	BUILDINGS						ACRES OWNED	TOTAL ACRES	PRV (\$M)
			OWNED		LEASED		OTHER				
			COUNT	SQFT	COUNT	SQFT	COUNT	SQFT			
<b>Alabama</b>											
Abston ANGTS	Air Force Guard	Montgomery	7	72,984	0	0	0	0	0	27	16.7
Birmingham Airport	Air Force Guard	Birmingham	39	349,809	0	0	0	0	0	140	113.4
Dothan Regional Airport (ANGS)	Air Force Guard	Dothan	3	52,343	0	0	0	0	0	21	10.3
Maxwell AFB	Air Force Active	Maxwell AFB	217	4,612,524	0	0	0	0	2,528	3,543	1,297.2
Maxwell AFB Gunter Annex	Air Force Active	Gunter AFB	56	1,738,019	2	31,347	0	0	353	371	379.8
Montgomery ANGTS	Air Force Guard	Montgomery	6	65,123	0	0	0	0	12	12	12.6
Montgomery Regional Airport ANGB	Air Force Guard	Montgomery	43	355,352	0	0	0	0	0	70	96.7
* OTHER SITE(S) : 5			17	127,621	0	0	1	2,480	10	212	29.8
<b>Alabama Total:</b>			<b>388</b>	<b>7,373,775</b>	<b>2</b>	<b>31,347</b>	<b>1</b>	<b>2,480</b>	<b>2,903</b>	<b>4,397</b>	<b>1,956.4</b>
<b>Alaska</b>											
Barter Island Dew Station Bar	Air Force Active	Kaktovik	7	65,887	0	0	0	0	0	641	257.8
Big Mountain Radio Relay Site	Air Force Active	Iliamna	0	0	0	0	0	0	0	402	52.6
Birch Lake Recreation Annex	Air Force Active	Fairbanks	32	18,046	0	0	0	0	49	51	10.4
Blair Lake Air Force Rangeex	Air Force Active	Fairbanks	3	31,600	0	0	0	0	0	58,962	32.0
Cape Lisburne Long Range Radar Site	Air Force Active	Point Hope	6	44,834	0	0	0	0	0	1,125	158.8
Cape Newenham Long Range Radar Site	Air Force Active	Platinum	5	42,925	0	0	0	0	0	2,359	173.9
Cape Romanzof Long Range Radar Site	Air Force Active	Hooper Bay	8	36,745	0	0	0	0	0	4,900	69.5
Chena River Research Site	Air Force Active	Fairbanks	2	420	0	0	0	0	3,788	3,788	82.4
Clear AB	Air Force Active	Clear AFB	55	885,446	0	0	0	0	11,438	11,438	891.8
Cold Bay Long Range Radar Site	Air Force Active	Cold Bay	5	13,548	0	0	0	0	0	208	50.4
Eareckson AS	Air Force Active	Shemya Station	59	1,135,188	0	0	0	0	0	3,520	2,390.1
Eielson AFB	Air Force Active	North Pole	435	6,034,994	123	1,028,875	1	82,750	24,383	24,429	5,356.4
Elmendorf AFB	Air Force Active	Elmendorf AFB	404	8,140,156	0	0	2	5,363	13,442	13,455	5,407.0
Flaxman Island Range Radar Site	Air Force Active	Deadhorse	12	25,438	0	0	0	0	0	605	102.8
Fort Richardson	Air Force Active	Fort Richardson	465	5,452,209	0	0	0	0	59,724	60,027	3,527.4
Fort Yukon Long Range Radar Site	Air Force Active	Fort Yukon	6	47,303	0	0	0	0	0	84	31.3
Haarp Research Station	Air Force Active	Gakona	23	14,720	0	0	10	31,174	5,408	5,408	81.3
Indian Mountain Long Range Radar Site	Air Force Active	Hughes	8	33,230	0	0	0	0	0	4,226	180.6
Indian Mountain Research Site	Air Force Active	Fairbanks	0	0	0	0	0	0	447	447	11.5
Kalakaket Creek Radio Relay Site	Air Force Active	Ruby	0	0	0	0	0	0	0	316	31.4
King Salmon Airport	Air Force Active	King Salmon	3	9,762	0	0	48	363,662	192	928	950.4
Kotzebue Long Range Radar Site	Air Force Active	Kotzebue	2	4,511	0	0	0	0	0	676	14.4
Lonely Short Range Radar Site	Air Force Active	Barrow	0	0	0	0	12	27,401	0	1,082	167.3
Nikolski Radio Relay Site	Air Force Active	Nikolski	1	120	0	0	0	0	0	323	15.1
North River Radio Relay Site	Air Force Active	Unalakleet	0	0	0	0	0	0	0	144	23.2

\* US Locations that do not meet criteria of at least ten (10) Acres AND at least \$10M PRV. US Territories and Non-US Locations that do not meet criteria of at least ten (10) Acres OR at least \$10M PRV.

**DEPARTMENT OF DEFENSE - Air Force**  
**Base Structure Report - As of 30 Sept 2013**

SITE	COMPONENT	NAME NEAREST CITY	BUILDINGS						ACRES OWNED	TOTAL ACRES	PRV (\$M)
			OWNED		LEASED		OTHER				
			COUNT	SQFT	COUNT	SQFT	COUNT	SQFT			
Oliktok Long Range Radar Site	Air Force Active	Deadhorse	4	36,572	0	0	0	0	160	832	115.0
Point Barrow Long Range Radar Site	Air Force Active	Barrow	0	0	0	0	6	54,219	0	266	105.0
Point Lay Long Range Radar Site	Air Force Active	Point Lay	3	25,036	0	0	0	0	0	1,442	82.6
Sparrevohn Long Range Radar Site	Air Force Active	Lime Village	7	37,855	0	0	0	0	0	1,179	185.7
Tatalina Long Range Radar Site	Air Force Active	McGrath	7	37,367	0	0	0	0	0	4,970	99.1
Ted Stevens IAP	Air Force Guard	Anchorage	35	422,232	0	0	0	0	0	129	265.2
Tin City Long Range Radar Site	Air Force Active	Wales	6	83,453	0	0	0	0	38	723	192.5
Wainwright Short Range Radar Site	Air Force Active	Wainwright	3	2,628	0	0	2	1,014	0	1,519	124.5
Yukon Weapons Range	Air Force Active	Fairbanks	8	7,337	0	0	0	0	118	246	14.4
<b>* OTHER SITE(S) : 36</b>			31	26,726	0	0	0	0	130	13,669	60.2
<b>Alaska Total:</b>			<b>1,645</b>	<b>22,716,288</b>	<b>123</b>	<b>1,028,875</b>	<b>81</b>	<b>565,583</b>	<b>119,316</b>	<b>224,520</b>	<b>21,314.1</b>
<b>Arizona</b>											
Air Force Plant 44	Air Force Active	Tucson	71	1,030,468	0	0	0	0	2,208	2,215	260.7
Davis-Monthan AFB	Air Force Active	Davis Monthan AFB	510	4,835,541	0	0	1	18,704	5,131	10,668	2,053.8
Gila Bend Air Force Auxiliary Field	Air Force Active	Gila Bend	41	143,058	0	0	0	0	640	1,886	113.6
Luke AFB	Air Force Active	Luke AFB	349	3,716,392	0	0	0	0	2,933	4,833	1,336.9
Luke Air Force Auxiliary Field 1	Air Force Active	Wittmann	1	600	0	0	0	0	400	1,105	150.8
Luke Waste Annex	Air Force Active	Glendale	9	26,014	0	0	0	0	0	46	16.4
Sky Harbor IAP	Air Force Guard	Phoenix	15	272,010	0	0	0	0	0	60	94.4
The Barry M Goldwater Air Force Range	Air Force Active	Gila Bend	9	8,708	0	0	0	0	103,163	1,753,512	169.3
Tucson IAP	Air Force Guard	Tucson	39	598,497	0	0	1	3,000	94	98	189.3
Williams AFB	Air Force Active	Mesa	2	3,368	0	0	0	0	145	145	38.3
<b>* OTHER SITE(S) : 10</b>			60	173,762	0	0	0	0	387	507	79.8
<b>Arizona Total:</b>			<b>1,106</b>	<b>10,808,418</b>	<b>0</b>	<b>0</b>	<b>2</b>	<b>21,704</b>	<b>115,100</b>	<b>1,775,075</b>	<b>4,503.3</b>
<b>Arkansas</b>											
Fort Smith MAP	Air Force Guard	Fort Smith	41	383,724	0	0	0	0	0	142	106.3
Little Rock AFB	Air Force Active	Romance	354	4,113,665	0	0	0	0	6,772	6,929	1,457.7
<b>* OTHER SITE(S) : 5</b>			25	11,977	0	0	0	0	371	893	10.0
<b>Arkansas Total:</b>			<b>420</b>	<b>4,509,366</b>	<b>0</b>	<b>0</b>	<b>0</b>	<b>0</b>	<b>7,143</b>	<b>7,964</b>	<b>1,574.0</b>
<b>California</b>											
Air Force Plant 42	Air Force Active	Palmdale	113	3,415,871	0	0	0	0	6,131	6,131	1,570.2
Beale AFB	Air Force Active	Beale AFB	256	2,874,438	0	0	0	0	22,439	22,451	2,038.1
Channel Islands ANGS	Air Force Guard	Port Hueneme	22	344,883	0	0	0	0	206	206	247.8
Davis Communications Annex Site 1	Air Force Active	Davis	4	29,524	0	0	0	0	160	160	24.3

\* US Locations that do not meet criteria of at least ten (10) Acres AND at least \$10M PRV. US Territories and Non-US Locations that do not meet criteria of at least ten (10) Acres OR at least \$10M PRV.

**DEPARTMENT OF DEFENSE - Air Force**  
**Base Structure Report - As of 30 Sept 2013**

SITE	COMPONENT	NAME NEAREST CITY	BUILDINGS						ACRES OWNED	TOTAL ACRES	PRV (\$M)
			OWNED		LEASED		OTHER				
			COUNT	SQFT	COUNT	SQFT	COUNT	SQFT			
Edwards AFB	Air Force Active	Lancaster	737	7,213,316	1	25,913	3	10,000	288,997	307,517	5,719.8
Fort MacArthur FH Annex	Air Force Active	Long Beach	39	279,678	0	0	0	0	191	193	223.5
Fresno Yosemite International (ANG)	Air Force Guard	Fresno	32	314,896	0	0	0	0	0	102	136.6
George AFB	Air Force Active	George AFB	49	528,412	0	0	0	0	3,739	4,055	685.9
Hayward MAP (ANG)	Air Force Guard	Hayward	17	148,452	0	0	0	0	0	27	54.5
Lincoln Communication Annex	Air Force Active	Lincoln	2	16,264	0	0	0	0	358	358	24.9
Los Angeles AFB	Air Force Active	El Segundo	20	943,450	0	0	0	0	54	56	317.8
Los Angeles Air Force Annex No.4	Air Force Active	Carson	1	85,000	0	0	0	0	23	23	27.7
March AFB	Air Force Active	Riverside	158	291,780	1	400	1	26,880	1,543	1,558	376.6
March ARB	Air Force Reserve	Riverside	205	2,663,878	0	0	0	0	2,138	2,386	1,360.4
Mather AFB	Air Force Active	Rancho Cordova	183	1,461,949	0	0	0	0	4,359	4,488	1,138.3
McClellan AFB	Air Force Active	McClellan AFB	359	8,755,372	0	0	1	16,000	2,777	2,873	3,177.3
McClellan FH Annex	Air Force Active	McClellan AFB	284	606,347	0	0	0	0	7	12	142.4
NAS Moffett Field	Air Force Guard	Moffett Field	3	9,923	0	0	0	0	148	148	15.9
Norwalk	Air Force Reserve	Norwalk	10	7,837	0	0	0	0	47	55	177.3
Ozol Defense Fuel Support Point	Air Force Active	Martinez	5	4,538	0	0	0	0	54	75	137.4
Pillar Point AFS	Air Force Active	Half Moon Bay	13	20,524	0	0	0	0	55	55	13.4
Point Arena AFS	Air Force Active	Point Arena	47	92,706	0	0	0	0	74	83	39.8
San Diego ANGS	Air Force Guard	San Diego	2	31,816	0	0	0	0	24	24	10.3
Sepulveda National Guard Station	Air Force Guard	Los Angeles	4	48,796	0	0	0	0	26	26	17.8
Travis AFB	Air Force Active	Fairfield	370	6,406,042	0	0	0	0	5,130	6,445	3,684.2
Travis Water System Annex 1	Air Force Active	Fairfield	2	516	0	0	0	0	7	17	17.4
Travis Water System Annex 2	Air Force Active	Vacaville	12	23,421	0	0	0	0	206	206	16.9
Tulelake Radar Site	Air Force Active	Tulelake	4	17,140	0	0	0	0	0	928	26.2
USMC Marine Corp Site 3	Air Force Guard	Fresno	10	51,185	0	0	0	0	0	15	19.3
Vandenberg AFB	Air Force Active	Lompoc	637	6,400,333	0	0	3	15,506	98,415	118,312	3,920.7
<b>* OTHER SITE(S) : 48</b>			132	720,982	0	0	3	11,123	8,391	9,333	376.3
<b>California Total:</b>			<b>3,732</b>	<b>43,809,269</b>	<b>2</b>	<b>26,313</b>	<b>11</b>	<b>79,509</b>	<b>445,700</b>	<b>488,318</b>	<b>25,739.0</b>

**Colorado**

Buckley AFB	Air Force Active	Aurora	198	3,387,152	0	0	0	0	3,399	4,224	1,139.8
Cheyenne Mountain AFS	Air Force Active	Colorado Springs	63	383,750	0	0	0	0	411	566	185.0
Fort Carson Weapons Range	Air Force Guard	Colorado Springs	4	8,144	0	0	0	0	0	3,110	15.0
Greeley ANGS	Air Force Guard	Greeley	8	59,769	0	0	0	0	0	17	18.6
Peterson AFB	Air Force Active	Colorado Springs	169	3,216,508	34	322,959	0	0	218	1,457	1,217.2
Schriever AFB	Air Force Active	Colorado Springs	71	2,062,819	0	0	0	0	3,202	5,634	741.6
The Farish Memorial Recreational Annex	Air Force Active	Calhan	16	20,567	0	0	0	0	652	663	10.2

\* US Locations that do not meet criteria of at least ten (10) Acres AND at least \$10M PRV. US Territories and Non-US Locations that do not meet criteria of at least ten (10) Acres OR at least \$10M PRV.

**DEPARTMENT OF DEFENSE - Air Force**  
**Base Structure Report - As of 30 Sept 2013**

SITE	COMPONENT	NAME NEAREST CITY	BUILDINGS						ACRES OWNED	TOTAL ACRES	PRV (\$M)
			OWNED		LEASED		OTHER				
			COUNT	SQFT	COUNT	SQFT	COUNT	SQFT			
USAF Academy	Air Force Active	Air Force Academy	254	5,873,646	0	0	10	36,440	44,230	53,276	2,873.3
USAF Academy Auxiliary Airfield	Air Force Active	Calhan	1	1,651	0	0	0	0	0	197	12.5
<b>* OTHER SITE(S) : 61</b>			138	800,097	1	39,146	2	30,602	92	6,594	672.0
<b>Colorado Total:</b>			<b>922</b>	<b>15,814,103</b>	<b>35</b>	<b>362,105</b>	<b>12</b>	<b>67,042</b>	<b>52,204</b>	<b>75,739</b>	<b>6,885.2</b>
<b>Connecticut</b>											
Bradley IAP	Air Force Guard	East Granby	31	345,654	0	0	0	0	0	148	128.7
Orange ANG Communications Station	Air Force Guard	Orange	4	56,476	0	0	0	0	21	29	19.2
<b>Connecticut Total:</b>			<b>35</b>	<b>402,130</b>	<b>0</b>	<b>0</b>	<b>0</b>	<b>0</b>	<b>21</b>	<b>177</b>	<b>147.9</b>
<b>Delaware</b>											
Dover AFB	Air Force Active	Dover	208	3,803,933	0	0	9	226,359	3,218	3,824	1,782.1
New Castle County Airport	Air Force Guard	New Castle	45	389,002	0	0	0	0	0	80	126.3
<b>* OTHER SITE(S) : 2</b>			0	0	0	0	0	0	2	3	0.0
<b>Delaware Total:</b>			<b>253</b>	<b>4,192,935</b>	<b>0</b>	<b>0</b>	<b>9</b>	<b>226,359</b>	<b>3,220</b>	<b>3,907</b>	<b>1,908.4</b>
<b>Florida</b>											
Arbuckle Airfield	Air Force Active	Avon Park	40	246,336	0	0	0	0	5,145	5,147	133.8
Avon Park AF Range	Air Force Active	Avon Park	7	6,369	0	0	0	0	100,929	100,929	34.2
Camp Blanding	Air Force Guard	Starke	23	125,675	0	0	0	0	0	219	28.0
Cape Canaveral AFS	Air Force Active	Cape Canaveral AFS	532	3,730,079	0	0	0	0	15,383	16,239	1,516.1
Cape San Blas Missile Tracking Annex D-3	Air Force Active	Port St Joe	14	33,063	0	0	0	0	831	831	13.1
Cudjoe Key AFS	Air Force Active	Summerland Key	8	14,099	0	0	0	0	65	69	13.0
Eglin AFB	Air Force Active	Eglin AFB	1,651	11,351,187	0	0	20	212,015	449,290	449,415	4,726.7
Eglin AFB Auxiliary Field 3	Air Force Active	Crestview	89	679,436	0	0	3	65,159	1,946	1,946	398.0
Eglin AFB Auxiliary Field 6	Air Force Active	Holt	56	197,087	0	0	5	18,379	855	855	127.6
Eglin Afb Site 2 (Santa Rosa Island)	Air Force Active	Ft Walton Beach	51	119,395	0	0	0	0	0	3,170	70.8
Homestead AFB	Air Force Reserve	Homestead	1	93,202	0	0	0	0	12	12	18.5
Homestead ARB	Air Force Reserve	Homestead	128	1,117,994	0	0	0	0	1,981	2,430	584.2
Hurlburt Field	Air Force Active	Mary Esther	567	5,213,156	0	0	0	0	6,341	6,341	1,482.3
Jacksonville IAP	Air Force Guard	Jacksonville	41	378,302	0	0	0	0	0	342	111.5
Jonathan Dickinson Missile Tracking Annex	Air Force Active	Hobe Sound	11	27,272	0	0	0	0	0	11	13.7
Lynn Haven Defense Fuel Sup	Air Force Active	Lynn Haven	9	12,715	0	0	0	0	203	203	45.3
MacDill AFB	Air Force Active	Tampa	297	4,825,255	0	0	5	77,056	5,633	5,866	1,837.4
Malabar Transmitter Annex	Air Force Active	Palm Bay	9	34,909	0	0	0	0	640	640	11.1
Patrick AFB	Air Force Active	Patrick AFB	278	3,119,295	0	0	1	610	2,089	2,324	1,063.7

\* US Locations that do not meet criteria of at least ten (10) Acres AND at least \$10M PRV. US Territories and Non-US Locations that do not meet criteria of at least ten (10) Acres OR at least \$10M PRV.

## DEPARTMENT OF DEFENSE - Air Force

### Base Structure Report - As of 30 Sept 2013

SITE	COMPONENT	NAME NEAREST CITY	BUILDINGS						ACRES OWNED	TOTAL ACRES	PRV (\$M)
			OWNED		LEASED		OTHER				
			COUNT	SQFT	COUNT	SQFT	COUNT	SQFT			
Tyndall AFB	Air Force Active	Panama City	444	3,990,677	0	0	25	134,483	27,348	28,824	1,556.3
* OTHER SITE(S) : 49			69	116,555	2	18,843	1	231	1,690	2,607	46.9
<b>Florida Total:</b>			<b>4,325</b>	<b>35,432,058</b>	<b>2</b>	<b>18,843</b>	<b>60</b>	<b>507,933</b>	<b>620,381</b>	<b>628,419</b>	<b>13,832.2</b>
<b>Georgia</b>											
Air Force Plant 6	Air Force Active	Marietta	102	6,459,736	0	0	0	0	755	755	1,424.0
Dobbins ARB	Air Force Reserve	Marietta	107	1,211,980	0	0	1	192	1,666	1,913	490.6
Glynco ANG	Air Force Guard	Brunswick	4	61,531	0	0	0	0	0	14	15.4
Hunter ANG 2	Air Force Guard	Savannah	11	55,729	0	0	0	0	18	18	13.6
Moody AFB	Air Force Active	Moody AFB	329	2,987,464	0	0	0	0	5,118	5,521	916.1
Robins AFB	Air Force Active	Robins AFB	528	13,740,105	0	0	2	203,028	6,779	6,935	3,679.2
Savannah/Hilton Head IAP	Air Force Guard	Garden City	61	663,652	0	0	0	0	0	211	164.1
Savannah/Hilton Head IAP Site 4	Air Force Guard	Garden City	13	74,471	0	0	0	0	0	49	20.6
* OTHER SITE(S) : 15			89	62,955	8	39,003	0	0	6,598	6,740	42.3
<b>Georgia Total:</b>			<b>1,244</b>	<b>25,317,623</b>	<b>8</b>	<b>39,003</b>	<b>3</b>	<b>203,220</b>	<b>20,934</b>	<b>22,156</b>	<b>6,765.8</b>
<b>Hawaii</b>											
Barking Sands Communications Station	Air Force Guard	Kekaha	4	31,016	0	0	0	0	0	11	20.8
Bellows AFS	Air Force Active	Kailua	100	142,065	0	0	0	0	409	486	172.8
Kaena Point Satellite Tracking Station	Air Force Active	Waianae	29	73,598	0	0	0	0	0	153	67.1
* OTHER SITE(S) : 17			47	238,228	0	0	9	69,151	6	622	204.8
<b>Hawaii Total:</b>			<b>180</b>	<b>484,907</b>	<b>0</b>	<b>0</b>	<b>9</b>	<b>69,151</b>	<b>415</b>	<b>1,272</b>	<b>465.4</b>
<b>Idaho</b>											
Boise Air Terminal (ANG)	Air Force Guard	Boise	173	1,662,765	0	0	1	12,960	0	576	581.7
Mountain Home AFB	Air Force Active	Mountain Home	450	3,350,656	0	0	1	55,650	2,250	6,850	1,909.2
Saylor Creek Air Force Range	Air Force Active	Bruneau	5	10,918	0	0	0	0	640	109,466	15.2
* OTHER SITE(S) : 41			31	27,109	0	0	0	0	3	18,247	25.4
<b>Idaho Total:</b>			<b>659</b>	<b>5,051,448</b>	<b>0</b>	<b>0</b>	<b>2</b>	<b>68,610</b>	<b>2,893</b>	<b>135,139</b>	<b>2,531.6</b>
<b>Illinois</b>											
Capital Airport	Air Force Guard	Springfield	31	328,546	0	0	0	0	0	95	127.1
Chanute AFB	Air Force Active	Rantoul	89	1,145,623	0	0	0	0	1,343	1,343	747.1
Greater Peoria Regional Airport	Air Force Guard	Peoria	32	426,493	0	0	0	0	0	714	172.5
Scott AFB	Air Force Active	Belleville	283	4,897,823	0	0	3	15,817	2,881	3,638	1,911.5

\* US Locations that do not meet criteria of at least ten (10) Acres AND at least \$10M PRV. US Territories and Non-US Locations that do not meet criteria of at least ten (10) Acres OR at least \$10M PRV.



**DEPARTMENT OF DEFENSE - Air Force**  
**Base Structure Report - As of 30 Sept 2013**

SITE	COMPONENT	NAME NEAREST CITY	BUILDINGS						ACRES OWNED	TOTAL ACRES	PRV (\$M)
			OWNED		LEASED		OTHER				
			COUNT	SQFT	COUNT	SQFT	COUNT	SQFT			
* OTHER SITE(S) : 6			1	3,519	3	12,925	0	0	37	43	7.6
<b>Illinois Total:</b>			<b>436</b>	<b>6,802,004</b>	<b>3</b>	<b>12,925</b>	<b>3</b>	<b>15,817</b>	<b>4,261</b>	<b>5,833</b>	<b>2,965.7</b>
<b>Indiana</b>											
Grissom AFB	Air Force Active	Logansport	21	241,797	0	0	0	0	1,020	1,098	115.8
Grissom ARB	Air Force Reserve	Logansport	91	1,047,463	0	0	0	0	1,410	1,791	556.3
Hulman Fld	Air Force Guard	Terre Haute	42	324,175	0	0	0	0	37	121	92.9
* OTHER SITE(S) : 9			46	437,359	0	0	0	0	0	1,234	154.3
<b>Indiana Total:</b>			<b>200</b>	<b>2,050,794</b>	<b>0</b>	<b>0</b>	<b>0</b>	<b>0</b>	<b>2,467</b>	<b>4,244</b>	<b>919.3</b>
<b>Iowa</b>											
Des Moines IAP	Air Force Guard	Des Moines	32	235,938	4	177,754	1	15,546	0	171	141.1
Fort Dodge ANG	Air Force Guard	Fort Dodge	6	37,244	0	0	0	0	0	13	11.6
Sioux Gateway Apt/Col Bud Day Field (ANG)	Air Force Guard	Sioux City	37	408,205	0	0	0	0	0	269	148.0
* OTHER SITE(S) : 3			4	25,425	0	0	0	0	16	16	10.6
<b>Iowa Total:</b>			<b>79</b>	<b>706,812</b>	<b>4</b>	<b>177,754</b>	<b>1</b>	<b>15,546</b>	<b>16</b>	<b>469</b>	<b>311.2</b>
<b>Johnston Atoll</b>											
Johnston Atoll Airfield	Air Force Active	Johnston Atoll	72	295,161	0	0	0	0	684	684	642.7
<b>Johnston Atoll Total:</b>			<b>72</b>	<b>295,161</b>	<b>0</b>	<b>0</b>	<b>0</b>	<b>0</b>	<b>684</b>	<b>684</b>	<b>642.7</b>
<b>Kansas</b>											
Forbes Field (ANG)	Air Force Guard	Topeka	32	507,938	0	0	0	0	192	215	174.4
McConnell AFB	Air Force Active	Wichita	208	3,193,432	0	0	0	0	2,682	3,606	1,238.8
Smoky Hill ANG Range	Air Force Guard	Salina	38	98,562	0	0	0	0	33,878	33,878	80.4
* OTHER SITE(S) : 7			7	196,250	0	0	0	0	101	348	44.1
<b>Kansas Total:</b>			<b>285</b>	<b>3,996,182</b>	<b>0</b>	<b>0</b>	<b>0</b>	<b>0</b>	<b>36,853</b>	<b>38,047</b>	<b>1,537.7</b>
<b>Kentucky</b>											
Louisville IAP-Standiford	Air Force Guard	Louisville	11	360,316	0	0	0	0	0	81	90.9
* OTHER SITE(S) : 1			3	37,910	0	0	0	0	0	0	9.8
<b>Kentucky Total:</b>			<b>14</b>	<b>398,226</b>	<b>0</b>	<b>0</b>	<b>0</b>	<b>0</b>	<b>0</b>	<b>81</b>	<b>100.7</b>
<b>Louisiana</b>											
Barksdale AFB	Air Force Active	Barksdale AFB	436	5,021,944	0	0	0	0	21,945	22,504	1,569.2
NAS JRB New Orleans	Air Force Guard	New Orleans	49	448,352	0	0	0	0	0	67	109.2

\* US Locations that do not meet criteria of at least ten (10) Acres AND at least \$10M PRV. US Territories and Non-US Locations that do not meet criteria of at least ten (10) Acres OR at least \$10M PRV.

**DEPARTMENT OF DEFENSE - Air Force**  
**Base Structure Report - As of 30 Sept 2013**

SITE	COMPONENT	NAME NEAREST CITY	BUILDINGS						ACRES OWNED	TOTAL ACRES	PRV (\$M)
			OWNED		LEASED		OTHER				
			COUNT	SQFT	COUNT	SQFT	COUNT	SQFT			
* OTHER SITE(S) : 7			21	111,843	3	16,671	0	0	11	7,853	35.0
<b>Louisiana Total:</b>			<b>506</b>	<b>5,582,139</b>	<b>3</b>	<b>16,671</b>	<b>0</b>	<b>0</b>	<b>21,956</b>	<b>30,424</b>	<b>1,713.4</b>
<b>Maine</b>											
Bangor IAP	Air Force Guard	Bangor	19	355,207	0	0	0	0	122	134	112.9
Bangor Lease Land Site 4	Air Force Guard	Bangor	16	113,792	0	0	1	504	0	159	58.7
Columbia Falls Radar Site	Air Force Active	Columbia Falls	4	20,375	0	0	0	0	829	829	41.0
DFAS Annex	Air Force Active	Limestone	0	0	1	142,400	0	0	0	16	41.8
South Portland ANG5	Air Force Guard	South Portland	9	55,975	0	0	0	0	0	12	14.6
* OTHER SITE(S) : 3			6	72,305	0	0	0	0	0	0	17.3
<b>Maine Total:</b>			<b>54</b>	<b>617,654</b>	<b>1</b>	<b>142,400</b>	<b>1</b>	<b>504</b>	<b>951</b>	<b>1,150</b>	<b>286.4</b>
<b>Maryland</b>											
Andrews AFB	Air Force Active	Andrews AFB	354	6,656,124	0	0	1	2,800	4,996	5,008	2,589.9
Brandywine Globecom Annex	Air Force Active	Brandywine	4	3,944	0	0	0	0	1,640	1,640	28.5
Governors Bridge Globecom Annex	Air Force Active	Davidsonville	2	26,540	0	0	0	0	864	864	28.1
Martin State Apt	Air Force Guard	Middle River	48	405,859	0	0	0	0	0	175	133.8
Summerfield FH Site 1	Air Force Active	Landover	0	0	194	1,942,174	0	0	0	234	356.3
* OTHER SITE(S) : 6			18	17,433	1	4,471	3	105,164	22	24	36.2
<b>Maryland Total:</b>			<b>426</b>	<b>7,109,900</b>	<b>195</b>	<b>1,946,645</b>	<b>4</b>	<b>107,964</b>	<b>7,522</b>	<b>7,945</b>	<b>3,172.7</b>
<b>Massachusetts</b>											
Barnes MAP (ANG)	Air Force Guard	Westfield	53	426,173	0	0	0	0	3	373	194.6
Cape Cod AS	Air Force Active	Bourne	16	109,722	0	0	0	0	0	101	53.8
Hanscom AFB	Air Force Active	Bedford	137	3,833,977	0	0	2	211,176	527	846	1,782.8
Otis ANGB	Air Force Guard	Mashpee	109	924,709	0	0	0	0	1,353	4,026	710.9
Westover ARB	Air Force Reserve	Chicopee	125	1,659,025	0	0	0	0	2,123	2,193	983.9
* OTHER SITE(S) : 8			70	242,062	1	27,145	1	960	85	287	73.2
<b>Massachusetts Total:</b>			<b>510</b>	<b>7,195,668</b>	<b>1</b>	<b>27,145</b>	<b>3</b>	<b>212,136</b>	<b>4,091</b>	<b>7,825</b>	<b>3,799.2</b>
<b>Michigan</b>											
Alpena County Regional Airport	Air Force Guard	Alpena	89	460,577	0	0	0	0	0	657	198.4
Batt West Property Site 2	Air Force Guard	Battle Creek	7	64,724	0	0	0	0	0	159	15.1
Selfridge ANGB	Air Force Guard	Mount Clemens	257	2,419,350	0	0	0	0	3,079	3,593	1,075.5
W K Kellogg Airport	Air Force Guard	Battle Creek	29	352,304	0	0	0	0	0	140	129.5
W.K. KELLOGG SOUTH RAMP	Air Force Guard	Battle Creek	0	0	0	0	0	0	0	16	17.7
* OTHER SITE(S) : 6			10	32,955	0	0	0	0	39	74	18.8

\* US Locations that do not meet criteria of at least ten (10) Acres AND at least \$10M PRV. US Territories and Non-US Locations that do not meet criteria of at least ten (10) Acres OR at least \$10M PRV.

**DEPARTMENT OF DEFENSE - Air Force**  
**Base Structure Report - As of 30 Sept 2013**

SITE	COMPONENT	NAME NEAREST CITY	BUILDINGS						ACRES OWNED	TOTAL ACRES	PRV (\$M)
			OWNED		LEASED		OTHER				
			COUNT	SQFT	COUNT	SQFT	COUNT	SQFT			
<b>Michigan Total:</b>			<b>392</b>	<b>3,329,910</b>	<b>0</b>	<b>0</b>	<b>0</b>	<b>0</b>	<b>3,118</b>	<b>4,638</b>	<b>1,455.1</b>
<b>Minnesota</b>											
Duluth IAP	Air Force Guard	Duluth	33	406,072	0	0	0	0	1	318	137.5
Minneapolis-St Paul	Air Force Reserve	Minneapolis	89	1,123,749	0	0	0	0	215	246	429.6
* OTHER SITE(S) : 7			11	79,244	0	0	0	0	33	34	24.5
<b>Minnesota Total:</b>			<b>133</b>	<b>1,609,065</b>	<b>0</b>	<b>0</b>	<b>0</b>	<b>0</b>	<b>249</b>	<b>598</b>	<b>591.6</b>
<b>Mississippi</b>											
Camp Shelby Assault Runway	Air Force Guard	Camp Shelby	2	9,713	0	0	0	0	0	182	17.3
Columbus AFB	Air Force Active	Columbus	175	1,658,149	0	0	0	0	4,411	4,919	736.1
Columbus Auxiliary Airfield	Air Force Active	Shuqualak	5	8,480	0	0	0	0	895	1,061	31.4
Gulfport-Biloxi Regional Airport (ANG)	Air Force Guard	Gulfport	53	503,904	0	0	0	0	11	267	116.5
Jackson IAP, Thompson Field	Air Force Guard	Flowood	30	542,216	0	0	0	0	0	139	149.9
Keesler AFB	Air Force Active	Biloxi	229	6,984,972	0	0	2	4,870	1,597	1,670	1,831.4
Key Field	Air Force Guard	Meridian	38	404,095	0	0	0	0	0	120	199.0
* OTHER SITE(S) : 15			52	98,283	0	0	1	5,193	349	448	52.4
<b>Mississippi Total:</b>			<b>584</b>	<b>10,209,812</b>	<b>0</b>	<b>0</b>	<b>3</b>	<b>10,063</b>	<b>7,263</b>	<b>8,805</b>	<b>3,133.9</b>
<b>Missouri</b>											
Fort Leonard Wood Range	Air Force Guard	Laquey	2	6,449	0	0	1	7,500	0	305	13.6
Jefferson Barracks ANG	Air Force Guard	Jefferson Barracks	4	941	30	379,997	0	0	0	135	108.5
Lambert-St Louis	Air Force Guard	St. Louis	17	100,861	0	0	0	0	25	48	32.4
NGA Arnold Site	Air Force Active	Arnold	2	228,979	0	0	0	0	34	36	51.4
Rosecrans MAP (139AG)	Air Force Guard	St. Joseph	42	333,937	0	0	0	0	54	475	131.8
St Louis AFS	Air Force Active	St. Louis	15	739,815	0	0	0	0	25	25	144.2
Whiteman AFB	Air Force Active	Whiteman AFB	878	5,228,713	0	0	1	1,964	4,478	6,026	2,245.0
* OTHER SITE(S) : 4			19	226,492	0	0	1	24,459	2	2	108.1
<b>Missouri Total:</b>			<b>979</b>	<b>6,866,187</b>	<b>30</b>	<b>379,997</b>	<b>3</b>	<b>33,923</b>	<b>4,618</b>	<b>7,052</b>	<b>2,835.0</b>
<b>Montana</b>											
Great Falls IAP	Air Force Guard	Great Falls	38	421,426	0	0	0	0	0	138	143.0
Malmstrom AF Missile Site P0	Air Force Active	Conrad	4	12,442	0	0	0	0	14	150	10.1
Malmstrom AF Missile Site Q0	Air Force Active	Shelby	4	12,442	0	0	0	0	15	137	11.8
Malmstrom AF Missile Site R21	Air Force Active	Conrad	1	937	0	0	0	0	6	109	10.1
Malmstrom AF Missile Site T0	Air Force Active	Valier	4	12,442	0	0	0	0	16	156	10.6
Malmstrom AFB	Air Force Active	Malmstrom AFB	516	3,925,102	0	0	0	0	3,189	3,628	1,752.0

\* US Locations that do not meet criteria of at least ten (10) Acres AND at least \$10M PRV. US Territories and Non-US Locations that do not meet criteria of at least ten (10) Acres OR at least \$10M PRV.

## DEPARTMENT OF DEFENSE - Air Force

### Base Structure Report - As of 30 Sept 2013

SITE	COMPONENT	NAME NEAREST CITY	BUILDINGS						ACRES OWNED	TOTAL ACRES	PRV (\$M)
			OWNED		LEASED		OTHER				
			COUNT	SQFT	COUNT	SQFT	COUNT	SQFT			
* OTHER SITE(S) : 231			258	271,429	2	56	0	0	664	26,240	1,653.7
<b>Montana Total:</b>			<b>825</b>	<b>4,656,220</b>	<b>2</b>	<b>56</b>	<b>0</b>	<b>0</b>	<b>3,903</b>	<b>30,558</b>	<b>3,591.3</b>
<b>Nebraska</b>											
Lincoln MAP	Air Force Guard	Overbrook	23	349,206	0	0	0	0	97	114	112.9
Offutt AFB	Air Force Active	Offutt AFB	212	5,887,038	0	0	0	0	1,908	1,923	1,822.3
Offutt Communications Annex 2 Globecom	Air Force Active	Elkhorn	9	136,501	0	0	0	0	372	372	43.5
Offutt FH Annex	Air Force Active	Offutt AFB	24	384,929	0	0	0	0	790	793	197.1
* OTHER SITE(S) : 94			102	155,755	0	0	0	0	400	10,814	599.6
<b>Nebraska Total:</b>			<b>370</b>	<b>6,913,429</b>	<b>0</b>	<b>0</b>	<b>0</b>	<b>0</b>	<b>3,567</b>	<b>14,016</b>	<b>2,775.4</b>
<b>Nevada</b>											
Creech AFB	Air Force Active	Indian Springs	128	898,766	0	0	0	0	2,300	2,300	574.9
Nellis AFB	Air Force Active	Las Vegas	616	6,199,973	0	0	1	111,253	5,214	14,160	3,185.9
Nellis Air Force Range	Air Force Active	Indian Springs	57	125,677	0	0	0	0	2,955,578	3,092,317	397.1
Nellis Water System Annex	Air Force Active	North Las Vegas	2	19,347	0	0	0	0	104	107	16.5
Reno Tahoe IAP	Air Force Guard	Reno	31	388,341	0	0	0	0	0	60	149.9
Tonopah AFS	Air Force Active	Tonopah	17	38,431	0	0	0	0	47	47	14.8
Tonopah Auxiliary Airfield Annex	Air Force Active	Tonopah	148	1,651,480	0	0	0	0	2,157	2,157	1,010.5
Tonopah Auxiliary Airfield Annex 2	Air Force Active	Tonopah	93	782,042	0	0	0	0	109	109	193.1
* OTHER SITE(S) : 18			15	38,909	2	2,138	1	840	11,287	26,023	27.2
<b>Nevada Total:</b>			<b>1,107</b>	<b>10,142,966</b>	<b>2</b>	<b>2,138</b>	<b>2</b>	<b>112,093</b>	<b>2,976,797</b>	<b>3,137,281</b>	<b>5,569.9</b>
<b>New Hampshire</b>											
New Boston AS	Air Force Active	New Boston	25	96,075	0	0	0	0	2,826	2,873	70.6
Newington Defense Fuel Support Point	Air Force Active	Newington	3	3,680	0	0	0	0	10	15	43.3
Pease ANGB	Air Force Guard	Portsmouth	45	495,305	0	0	2	834	219	219	222.8
<b>New Hampshire Total:</b>			<b>73</b>	<b>595,060</b>	<b>0</b>	<b>0</b>	<b>2</b>	<b>834</b>	<b>3,055</b>	<b>3,107</b>	<b>336.8</b>
<b>New Jersey</b>											
Air Mobility Warfare Center	Air Force Active	Fort Dix	12	267,159	0	0	0	0	27	27	77.7
Atlantic City IAP	Air Force Guard	Egg Harbor Township	40	424,889	0	0	3	19,680	296	296	174.7
Fort Dix	Air Force Active	Fort Dix	714	5,887,404	0	0	2	32,291	30,720	30,720	3,276.3
McGuire AFB	Air Force Active	McGuire AFB	268	5,119,748	0	0	0	0	3,563	3,620	2,472.7
McGuire Air Defense Missile Site	Air Force Active	New Egypt	20	130,430	0	0	2	5,310	219	219	687.9
NAWCADLKE Non-NIF Lakehurst	Air Force Active	Lakehurst	204	2,971,097	0	0	1	4,733	7,405	7,405	1,540.3
Warren Grove Range	Air Force Guard	Warren Grove	5	570	0	0	0	0	9,416	9,416	12.3

\* US Locations that do not meet criteria of at least ten (10) Acres AND at least \$10M PRV. US Territories and Non-US Locations that do not meet criteria of at least ten (10) Acres OR at least \$10M PRV.

## DEPARTMENT OF DEFENSE - Air Force

### Base Structure Report - As of 30 Sept 2013

SITE	COMPONENT	NAME NEAREST CITY	BUILDINGS						ACRES OWNED	TOTAL ACRES	PRV (\$M)
			OWNED		LEASED		OTHER				
			COUNT	SQFT	COUNT	SQFT	COUNT	SQFT			
* OTHER SITE(S) : 4			0	0	0	0	1	3,600	65	321	3.3
<b>New Jersey Total:</b>			<b>1,263</b>	<b>14,801,297</b>	<b>0</b>	<b>0</b>	<b>9</b>	<b>65,614</b>	<b>51,710</b>	<b>52,023</b>	<b>8,245.3</b>
<b><u>New Mexico</u></b>											
Boles Wells Water System Annex	Air Force Active	Holloman AFB	3	6,431	0	0	0	0	2,694	7,417	33.5
Bonito Lake Water System Annex	Air Force Active	Holloman AFB	5	1,529	0	0	0	0	0	159	26.9
Cannon AFB	Air Force Active	Cannon AFB	432	3,201,523	0	0	0	0	3,460	4,213	1,293.5
Cannon AFB Site 2	Air Force Active	Cannon AFB	220	724,171	0	0	0	0	309	309	168.5
Cannon Meadows Housing Area	Air Force Active	Portales	0	0	151	249,897	0	0	0	39	42.4
Holloman AFB	Air Force Active	Holloman AFB	474	5,448,988	0	0	20	579,390	10,601	53,603	2,795.5
Kirtland AFB	Air Force Active	Kirtland AFB	754	7,538,562	0	0	0	0	25,473	43,842	2,981.0
Melrose Air Force Range	Air Force Active	Floyd	12	17,479	0	0	0	0	58,524	79,973	65.0
* OTHER SITE(S) : 28			63	241,356	1	20	0	0	117,127	131,293	102.5
<b>New Mexico Total:</b>			<b>1,963</b>	<b>17,180,039</b>	<b>152</b>	<b>249,917</b>	<b>20</b>	<b>579,390</b>	<b>218,188</b>	<b>320,847</b>	<b>7,508.8</b>
<b><u>New York</u></b>											
Air Force Plant 59	Air Force Active	Johnson City	4	637,238	0	0	0	0	29	32	172.0
Francis S. Gabreski Airport	Air Force Guard	Westhampton Beach	30	358,866	0	0	0	0	0	89	148.1
Hancock Field	Air Force Guard	Syracuse	46	520,528	0	0	1	26,000	342	342	225.3
Neads Unit, Rome	Air Force Guard	Griffiss AFB	4	62,693	0	0	0	0	32	32	24.1
Newport Test Annex 2 Transmitter	Air Force Active	Newport	5	14,327	0	0	0	0	35	41	11.4
Niagara Falls	Air Force Reserve	Niagara Falls	92	1,053,847	0	0	0	0	545	982	419.6
Plattsburg AFB	Air Force Active	Plattsburgh	443	2,588,688	0	0	0	0	3,694	3,694	968.7
Rome Laboratory	Air Force Active	Rome	13	1,438,907	0	0	0	0	108	112	452.3
Schenectady MAP (ANG)	Air Force Guard	Scotia	37	428,303	0	0	0	0	0	129	149.8
Stewart IAP	Air Force Guard	Newburgh	50	919,336	0	0	1	33	41	309	471.7
Verona Defense Fuel Support Point	Air Force Active	Verona	8	6,878	0	0	0	0	35	35	30.9
Verona Test Annex	Air Force Active	Vernon	19	62,139	0	0	0	0	494	495	29.3
* OTHER SITE(S) : 9			6	23,932	0	0	0	0	610	750	11.6
<b>New York Total:</b>			<b>757</b>	<b>8,115,682</b>	<b>0</b>	<b>0</b>	<b>2</b>	<b>26,033</b>	<b>5,966</b>	<b>7,043</b>	<b>3,115.0</b>
<b><u>North Carolina</u></b>											
Charlotte/Douglas IAP	Air Force Guard	Charlotte	32	379,947	0	0	0	0	0	103	139.3
Dare County Range	Air Force Active	Stumpy Point	13	10,620	0	0	0	0	46,595	46,604	16.2
Fort Fisher Recreation Site	Air Force Active	Kure Beach	55	128,188	0	0	0	0	40	40	29.0
Seymour Johnson AFB	Air Force Active	Seymour Johnson AFB	820	4,506,956	0	0	0	0	3,232	4,118	1,321.7
Stanly County Airport	Air Force Guard	New London	34	136,439	0	0	0	0	0	114	116.6

\* US Locations that do not meet criteria of at least ten (10) Acres AND at least \$10M PRV. US Territories and Non-US Locations that do not meet criteria of at least ten (10) Acres OR at least \$10M PRV.

## DEPARTMENT OF DEFENSE - Air Force

### Base Structure Report - As of 30 Sept 2013

SITE	COMPONENT	NAME NEAREST CITY	BUILDINGS						ACRES OWNED	TOTAL ACRES	PRV (\$M)
			OWNED		LEASED		OTHER				
			COUNT	SQFT	COUNT	SQFT	COUNT	SQFT			
* OTHER SITE(S) : 3			0	0	0	0	0	0	5	6	0.3
<b>North Carolina Total:</b>			<b>954</b>	<b>5,162,150</b>	<b>0</b>	<b>0</b>	<b>0</b>	<b>0</b>	<b>49,872</b>	<b>50,985</b>	<b>1,623.1</b>
<b>North Dakota</b>											
Cavalier AS	Air Force Active	Mountain	32	410,951	0	0	1	384	278	295	153.2
Defense Fuel Support Point	Air Force Active	Grand Forks	4	7,129	0	0	0	0	11	28	66.8
Grand Forks AFB	Air Force Active	Grand Forks AFB	603	4,652,792	0	0	0	0	4,830	5,420	1,515.7
Hector IAP	Air Force Guard	Fargo	36	460,007	0	0	1	4,225	0	256	170.6
Minot AFB	Air Force Active	Minot AFB	1,242	8,084,075	0	0	0	0	4,965	5,616	2,520.6
* OTHER SITE(S) : 171			364	234,534	0	0	0	0	2,553	19,421	1,145.4
<b>North Dakota Total:</b>			<b>2,281</b>	<b>13,849,488</b>	<b>0</b>	<b>0</b>	<b>2</b>	<b>4,609</b>	<b>12,638</b>	<b>31,036</b>	<b>5,572.2</b>
<b>Ohio</b>											
Blue Ash ANGS	Air Force Guard	Blue Ash	15	51,903	0	0	0	0	0	12	13.7
Camp Perry (ANG)	Air Force Guard	Port Clinton	14	79,957	1	12,545	0	0	0	59	34.1
Mansfield Lahm MAP	Air Force Guard	Mansfield	29	284,916	0	0	0	0	0	290	99.8
Rickenbacker IAP (ANG)	Air Force Guard	Columbus	22	471,553	0	0	0	0	1,019	1,025	241.6
Springfield Beckley MAP	Air Force Guard	Springfield	38	399,691	0	0	0	0	0	157	120.3
Toledo/Exp Airport	Air Force Guard	Swanton	45	374,608	0	0	0	0	0	135	114.0
Wright-Patt Site 2	Air Force Active	Wright-Patterson AFB	204	8,924,293	0	0	0	0	2,366	2,366	3,240.9
Wright-Patterson AFB	Air Force Active	Wright-Patterson AFB	391	7,874,116	0	0	0	0	5,314	5,823	2,727.1
Youngstown Joint ARS	Air Force Reserve	Vienna	70	732,479	0	0	0	0	230	659	236.3
* OTHER SITE(S) : 9			18	267,762	0	0	0	0	5	825	176.5
<b>Ohio Total:</b>			<b>846</b>	<b>19,461,278</b>	<b>1</b>	<b>12,545</b>	<b>0</b>	<b>0</b>	<b>8,934</b>	<b>11,350</b>	<b>7,004.2</b>
<b>Oklahoma</b>											
Altus AFB	Air Force Active	Jackson	162	2,631,914	0	0	0	0	2,424	6,830	1,169.2
Kegelman Air Force Auxiliary Field	Air Force Active	Jet	7	11,093	0	0	0	0	1,066	1,284	36.0
Tinker Aerospace Complex	Air Force Active	Oklahoma City	1	334	12	3,949,493	0	0	0	407	1,007.5
Tinker AFB	Air Force Active	Oklahoma City	414	14,587,790	0	0	0	0	3,945	4,842	4,153.5
TINKER AFB SITE #3	Air Force Active	Oklahoma City	8	144,471	0	0	0	0	26	26	37.9
Tinker Support Annex	Air Force Active	Oklahoma City	22	154,644	0	0	0	0	89	133	46.7
Tulsa IAP	Air Force Guard	Tulsa	44	364,320	0	0	0	0	0	102	100.3
Vance AFB	Air Force Active	Enid	127	1,487,793	0	0	0	0	2,121	3,738	624.8
Will Rogers World Airport	Air Force Guard	Oklahoma City	35	348,645	0	0	1	128	0	133	106.1
* OTHER SITE(S) : 10			12	41,617	2	12,619	0	0	975	995	19.1
<b>Oklahoma Total:</b>			<b>832</b>	<b>19,772,621</b>	<b>14</b>	<b>3,962,112</b>	<b>1</b>	<b>128</b>	<b>10,647</b>	<b>18,490</b>	<b>7,301.1</b>

\* US Locations that do not meet criteria of at least ten (10) Acres AND at least \$10M PRV. US Territories and Non-US Locations that do not meet criteria of at least ten (10) Acres OR at least \$10M PRV.

**DEPARTMENT OF DEFENSE - Air Force**  
**Base Structure Report - As of 30 Sept 2013**

SITE	COMPONENT	NAME NEAREST CITY	BUILDINGS						ACRES OWNED	TOTAL ACRES	PRV (\$M)
			OWNED		LEASED		OTHER				
			COUNT	SQFT	COUNT	SQFT	COUNT	SQFT			
<b>Oregon</b>											
Klamath Falls Airport-Kingsley Field (ANG)	Air Force Guard	Kingsley Field	30	256,161	0	0	0	0	55	1,022	119.1
Portland IAP	Air Force Guard	Portland	68	747,185	0	0	0	0	0	246	278.8
* OTHER SITE(S) : 10			37	248,454	0	0	0	0	0	2,520	74.1
<b>Oregon Total:</b>			<b>135</b>	<b>1,251,800</b>	<b>0</b>	<b>0</b>	<b>0</b>	<b>0</b>	<b>55</b>	<b>3,788</b>	<b>472.0</b>
<b>Pennsylvania</b>											
Fort Indiantown Gap AGS	Air Force Guard	Annville	29	159,044	0	0	0	0	0	190	44.5
Harrisburg IAP (ANG)	Air Force Guard	Middletown	39	321,884	1	15,077	0	0	0	42	100.6
Pittsburgh IAP (ANG)	Air Force Guard	Coraopolis	37	415,822	0	0	0	0	0	179	151.1
Pittsburgh IAP (ARS)	Air Force Reserve	Coraopolis	57	541,942	0	0	0	0	12	180	168.8
Willow Grove JRB	Air Force Guard	Horsham	73	934,766	0	0	2	1,644	207	207	321.6
* OTHER SITE(S) : 10			29	135,336	0	0	0	0	0	390	51.1
<b>Pennsylvania Total:</b>			<b>264</b>	<b>2,508,794</b>	<b>1</b>	<b>15,077</b>	<b>2</b>	<b>1,644</b>	<b>219</b>	<b>1,188</b>	<b>837.7</b>
<b>Puerto Rico</b>											
Isabela N00207-AB	Air Force Active	Isabela	8	36,413	0	0	0	0	413	413	16.6
Lajas Radar Site (TARS 16)	Air Force Active	Unknown	8	10,264	0	0	0	0	0	23	8.5
Luis Munoz Marin IAP	Air Force Guard	Carolina	40	341,494	0	0	0	0	0	95	121.1
Punta Borinquen Radar Site	Air Force Guard	Aguadilla	10	53,235	0	0	0	0	6	6	16.2
Punta Salinas Radar Site	Air Force Guard	Toa Baja	17	45,952	0	0	0	0	30	30	15.5
Ramey AF Solar Observatory Research Site	Air Force Active	Aguadilla	7	6,236	0	0	0	0	74	81	2.1
Salinas N00207-JA	Air Force Active	Salinas	2	6,567	0	0	0	0	249	249	4.1
<b>Puerto Rico Total:</b>			<b>92</b>	<b>500,161</b>	<b>0</b>	<b>0</b>	<b>0</b>	<b>0</b>	<b>773</b>	<b>898</b>	<b>184.0</b>
<b>Rhode Island</b>											
North Smithfield ANGS	Air Force Guard	Slatersville	8	62,919	0	0	0	0	24	34	20.6
Quonset State Airport	Air Force Guard	North Kingstown	31	429,237	0	0	1	1,762	0	106	177.2
<b>Rhode Island Total:</b>			<b>39</b>	<b>492,156</b>	<b>0</b>	<b>0</b>	<b>1</b>	<b>1,762</b>	<b>24</b>	<b>140</b>	<b>197.8</b>
<b>South Carolina</b>											
Charleston AFB	Air Force Active	Charleston	242	3,394,770	0	0	0	0	3,118	3,877	1,199.0
Charleston Defense Fuel Support Point	Air Force Active	Charleston	7	5,223	0	0	0	0	44	56	109.0
Hunley Park Military FH	Air Force Active	Charleston	5	17,401	0	0	0	0	271	271	14.7
McEntire Joint NGB	Air Force Guard	Columbia	79	711,030	0	0	0	0	2,344	2,473	252.8
North Air Force Auxiliary Field	Air Force Active	North	6	33,195	0	0	0	0	2,279	2,393	73.1

\* US Locations that do not meet criteria of at least ten (10) Acres AND at least \$10M PRV. US Territories and Non-US Locations that do not meet criteria of at least ten (10) Acres OR at least \$10M PRV.

**DEPARTMENT OF DEFENSE - Air Force**  
**Base Structure Report - As of 30 Sept 2013**

SITE	COMPONENT	NAME NEAREST CITY	BUILDINGS						ACRES OWNED	TOTAL ACRES	PRV (\$M)
			OWNED		LEASED		OTHER				
			COUNT	SQFT	COUNT	SQFT	COUNT	SQFT			
NWS Charleston	Air Force Active	Goose Creek	588	4,834,340	0	0	5	29,852	15,446	16,729	1,727.5
NWS Charleston North Yard	Air Force Active	North Charleston	11	278,808	0	0	0	0	21	21	87.5
NWS Charleston Short Stay	Air Force Active	Moncks Corner	42	58,091	0	0	0	0	0	57	11.0
Shaw AFB	Air Force Active	Shaw AFB	298	3,528,295	0	0	0	0	3,377	3,476	1,223.1
* OTHER SITE(S) : 17			44	129,963	2	258,409	0	0	12,554	12,816	107.8
<b>South Carolina Total:</b>			<b>1,322</b>	<b>12,991,116</b>	<b>2</b>	<b>258,409</b>	<b>5</b>	<b>29,852</b>	<b>39,454</b>	<b>42,169</b>	<b>4,805.6</b>
<b>South Dakota</b>											
Ellsworth AFB Site 1	Air Force Active	Ellsworth AFB	364	4,119,995	251	1,177,843	0	0	4,693	5,328	1,735.8
Ellsworth AFB Site 2	Air Force Active	Box Elder	114	679,024	0	0	0	0	663	851	330.0
Joe Foss Field	Air Force Guard	Sioux Falls	37	457,748	3	51,167	0	0	0	217	152.7
* OTHER SITE(S) : 10			1	133	0	0	0	0	2,487	2,906	3.8
<b>South Dakota Total:</b>			<b>516</b>	<b>5,256,900</b>	<b>254</b>	<b>1,229,010</b>	<b>0</b>	<b>0</b>	<b>7,843</b>	<b>9,303</b>	<b>2,222.3</b>
<b>Tennessee</b>											
Arnold AS	Air Force Active	Arnold AFB	332	2,821,835	0	0	2	16,020	38,861	38,862	7,802.1
McGhee Tyson Airport	Air Force Guard	Louisville	79	814,964	0	0	1	72	0	346	234.5
Memphis IAP	Air Force Guard	Memphis	19	448,850	0	0	1	56,100	0	119	143.4
Nashville IAP	Air Force Guard	Nashville	35	432,811	0	0	0	0	0	88	118.0
* OTHER SITE(S) : 2			7	31,499	0	0	0	0	0	12	10.0
<b>Tennessee Total:</b>			<b>472</b>	<b>4,549,959</b>	<b>0</b>	<b>0</b>	<b>4</b>	<b>72,192</b>	<b>38,861</b>	<b>39,427</b>	<b>8,307.9</b>
<b>Texas</b>											
Air Force Plant 4	Air Force Active	Fort Worth	87	5,576,292	0	0	0	0	636	727	1,248.9
Brooks AFB	Air Force Active	Brooks AFB	0	0	82	1,337,073	0	0	0	280	353.8
Camp Bullis	Air Force Active	San Antonio	291	792,465	0	0	0	0	27,993	27,993	272.6
Canyon Lake Recreation Annex	Air Force Active	Canyon Lake	42	30,628	0	0	0	0	0	358	16.0
Dyess AFB	Air Force Active	Abilene	747	4,711,125	0	0	0	0	3,120	6,320	1,584.8
Eldorado AFS	Air Force Active	Eldorado	7	114,791	0	0	0	0	119	128	39.3
Ellington Field	Air Force Guard	Houston	55	502,539	0	0	3	80,633	213	213	147.9
Fort Sam Houston	Air Force Active	Fort Sam Houston	411	11,038,841	0	0	0	0	2,653	2,745	2,568.4
Goodfellow AFB	Air Force Active	San Angelo	155	2,596,632	0	0	0	0	1,183	1,218	607.7
Hensley Field AGS	Air Force Guard	Dallas	0	0	8	62,487	0	0	0	23	13.1
Kelly AFB	Air Force Active	San Antonio	2	258	22	1,773,489	0	0	435	435	362.4
Kelly Field Annex	Air Force Active	Kelly AFB	137	2,318,604	0	0	0	0	2,211	2,788	779.1
Lackland AFB	Air Force Active	San Antonio	407	10,208,112	0	0	3	18,192	2,713	2,720	2,492.4
Lackland Training Annex	Air Force Active	Lackland AFB	267	1,605,498	0	0	1	192	4,017	4,028	461.0
Laughlin AFB	Air Force Active	Del Rio	190	1,939,871	0	0	0	0	4,355	4,692	741.1
Laughlin AFB Aux 1	Air Force Active	Quemado	6	5,145	0	0	0	0	402	724	24.7

\* US Locations that do not meet criteria of at least ten (10) Acres AND at least \$10M PRV. US Territories and Non-US Locations that do not meet criteria of at least ten (10) Acres OR at least \$10M PRV.



## DEPARTMENT OF DEFENSE - Air Force

### Base Structure Report - As of 30 Sept 2013

SITE	COMPONENT	NAME NEAREST CITY	BUILDINGS						ACRES OWNED	TOTAL ACRES	PRV (\$M)
			OWNED		LEASED		OTHER				
			COUNT	SQFT	COUNT	SQFT	COUNT	SQFT			
Medical Center Annex Site 1	Air Force Active	Fort Sam Houston	36	3,124,367	0	0	3	62,728	189	189	965.2
Randolph AFB	Air Force Active	Universal City	251	4,161,648	0	0	1	652	2,903	3,137	1,328.2
Seguin Air Force Auxiliary Field	Air Force Active	Sequin	5	3,962	0	0	0	0	957	957	70.9
Sheppard AFB	Air Force Active	Wichita Falls	350	7,434,061	0	0	0	0	4,598	5,297	2,102.6
<b>* OTHER SITE(S) : 34</b>			169	750,224	0	0	49	624,855	3,077	4,650	330.5
<b>Texas Total:</b>			<b>3,615</b>	<b>56,915,063</b>	<b>112</b>	<b>3,173,049</b>	<b>60</b>	<b>787,252</b>	<b>61,774</b>	<b>69,623</b>	<b>16,510.9</b>
<b>Utah</b>											
Hill AFB	Air Force Active	Hill AFB	767	12,813,276	0	0	0	0	517	6,946	4,165.1
Little Mountain Test Annex	Air Force Active	Ogden	19	124,693	0	0	0	0	731	731	71.0
Salt Lake City IAP	Air Force Guard	Salt Lake City	51	494,147	0	0	0	0	0	135	163.2
Utah Test and Training Range South	Air Force Active	Wendover	33	27,350	0	0	0	0	555,687	572,656	47.5
UTTR - North	Air Force Active	Grouse Creek	83	420,971	0	0	0	0	348,767	366,877	187.8
<b>* OTHER SITE(S) : 69</b>			22	13,907	0	0	3	8,508	141	417	9.7
<b>Utah Total:</b>			<b>975</b>	<b>13,894,344</b>	<b>0</b>	<b>0</b>	<b>3</b>	<b>8,508</b>	<b>905,843</b>	<b>947,762</b>	<b>4,644.4</b>
<b>Vermont</b>											
Burlington IAP	Air Force Guard	South Burlington	43	426,211	0	0	0	0	0	281	150.8
<b>* OTHER SITE(S) : 1</b>			0	0	0	0	0	0	0	0	0.0
<b>Vermont Total:</b>			<b>43</b>	<b>426,211</b>	<b>0</b>	<b>0</b>	<b>0</b>	<b>0</b>	<b>0</b>	<b>281</b>	<b>150.8</b>
<b>Virgin Islands</b>											
<b>* OTHER SITE(S) : 1</b>			6	16,834	0	0	0	0	9	9	7.5
<b>Virgin Islands Total:</b>			<b>6</b>	<b>16,834</b>	<b>0</b>	<b>0</b>	<b>0</b>	<b>0</b>	<b>9</b>	<b>9</b>	<b>7.5</b>
<b>Virginia</b>											
Byrd Field	Air Force Guard	Sandston	4	54,865	0	0	0	0	0	16	11.2
Camp Pendleton (ANG)	Air Force Guard	Virginia Beach	10	95,524	0	0	0	0	0	60	27.7
Fort Eustis	Air Force Active	Newport News	416	6,546,541	0	0	0	0	7,932	7,933	1,791.9
Langley AFB	Air Force Active	Langley AFB	285	5,569,965	0	0	0	0	3,766	3,992	1,833.5
Langley FH Annex	Air Force Active	Hampton	7	59,678	0	0	0	0	302	302	17.8
<b>* OTHER SITE(S) : 3</b>			0	0	1	41,348	1	10,000	0	1,942	11.2
<b>Virginia Total:</b>			<b>722</b>	<b>12,326,573</b>	<b>1</b>	<b>41,348</b>	<b>1</b>	<b>10,000</b>	<b>12,000</b>	<b>14,245</b>	<b>3,693.3</b>
<b>Wake Islands</b>											
Wake Island Airfield	Air Force Active	Wake Island	104	427,332	0	0	0	0	2,600	2,600	786.8

\* US Locations that do not meet criteria of at least ten (10) Acres AND at least \$10M PRV. US Territories and Non-US Locations that do not meet criteria of at least ten (10) Acres OR at least \$10M PRV.

## DEPARTMENT OF DEFENSE - Air Force

### Base Structure Report - As of 30 Sept 2013

SITE	COMPONENT	NAME NEAREST CITY	BUILDINGS						ACRES OWNED	TOTAL ACRES	PRV (\$M)
			OWNED		LEASED		OTHER				
			COUNT	SQFT	COUNT	SQFT	COUNT	SQFT			
<b>Wake Islands Total:</b>			<b>104</b>	<b>427,332</b>	<b>0</b>	<b>0</b>	<b>0</b>	<b>0</b>	<b>2,600</b>	<b>2,600</b>	<b>786.8</b>
<b>Washington</b>											
Camp Murray AGS	Air Force Guard	Tacoma	16	169,522	0	0	0	0	0	42	51.4
Cusick Survival TS	Air Force Active	Cusick	10	23,055	0	0	0	0	0	494,250	15.0
Fairchild AFB	Air Force Active	Fairchild AFB	285	4,448,752	0	0	0	0	4,343	5,197	1,852.9
Four Lakes Communications Station (ANG)	Air Force Guard	Cheney	16	67,484	0	0	0	0	63	156	20.8
Mukilteo Defense Fuel Support Point	Air Force Active	Mukilteo	11	20,470	0	0	0	0	20	20	109.2
Paine Field ANGS	Air Force Guard	Everett	9	46,399	0	0	0	0	15	15	13.9
Spokane IAP (AGS)	Air Force Guard	Spokane	9	74,752	0	0	0	0	0	35	20.3
White Bluff Site 1	Air Force Active	Spokane	16	121,743	0	0	0	0	86	86	40.4
* OTHER SITE(S) : 9			10	5,056	0	0	0	0	174	228	12.9
<b>Washington Total:</b>			<b>382</b>	<b>4,977,233</b>	<b>0</b>	<b>0</b>	<b>0</b>	<b>0</b>	<b>4,701</b>	<b>500,029</b>	<b>2,136.8</b>
<b>West Virginia</b>											
EWVRA Shepherd Field	Air Force Guard	Martinsburg	31	476,415	0	0	3	184,506	0	341	228.6
Yeager Airport	Air Force Guard	Charleston	31	415,417	0	0	0	0	0	283	166.5
* OTHER SITE(S) : 2			2	5,010	0	0	0	0	0	0	2.2
<b>West Virginia Total:</b>			<b>64</b>	<b>896,842</b>	<b>0</b>	<b>0</b>	<b>3</b>	<b>184,506</b>	<b>0</b>	<b>625</b>	<b>397.3</b>
<b>Wisconsin</b>											
Gen Mitchell IAP	Air Force Guard	Milwaukee	22	323,837	0	0	3	11,273	0	99	127.2
Hardwood Weapons Range (ANG)	Air Force Guard	Necedah	4	11,041	0	0	0	0	0	7,865	11.0
Truax ANGB	Air Force Guard	Madison	50	748,262	0	0	0	0	35	149	232.2
Volk ANGB	Air Force Guard	Camp Douglas	130	594,444	0	0	0	0	0	2,385	290.5
* OTHER SITE(S) : 6			0	0	0	0	0	0	1	5	4.2
<b>Wisconsin Total:</b>			<b>206</b>	<b>1,677,584</b>	<b>0</b>	<b>0</b>	<b>3</b>	<b>11,273</b>	<b>36</b>	<b>10,503</b>	<b>665.1</b>
<b>Wyoming</b>											
Cheyenne Regional Apt	Air Force Guard	Cheyenne	35	435,770	0	0	0	0	0	727	137.7
F E Warren AFB	Air Force Active	Cheyenne	248	3,337,460	0	0	1	5,000	6,834	6,834	1,164.7
Francis E Warren AF Missile Site P7	Air Force Active	Cheyenne	1	603	0	0	0	0	2	328	11.2
* OTHER SITE(S) : 84			85	111,453	0	0	0	0	292	15,214	520.9
<b>Wyoming Total:</b>			<b>369</b>	<b>3,885,286</b>	<b>0</b>	<b>0</b>	<b>1</b>	<b>5,000</b>	<b>7,128</b>	<b>23,103</b>	<b>1,834.6</b>
<b>US/US Territories Total:</b>			<b>40,176</b>	<b>476,326,252</b>	<b>950</b>	<b>13,153,684</b>	<b>329</b>	<b>4,108,234</b>	<b>5,910,874</b>	<b>8,827,306</b>	<b>211,585.8</b>

\* US Locations that do not meet criteria of at least ten (10) Acres AND at least \$10M PRV. US Territories and Non-US Locations that do not meet criteria of at least ten (10) Acres OR at least \$10M PRV.

**DEPARTMENT OF DEFENSE - Air Force**  
**Base Structure Report - As of 30 Sept 2013**

SITE	COMPONENT	NAME NEAREST CITY	BUILDINGS						ACRES OWNED	TOTAL ACRES	PRV (\$M)
			OWNED		LEASED		OTHER				
			COUNT	SQFT	COUNT	SQFT	COUNT	SQFT			
<b>Antigua</b>											
Antigua AS	Air Force Active	St. Johns	39	154,517	0	0	0	0	0	175	122.8
		<b>Antigua Total:</b>	<b>39</b>	<b>154,517</b>	<b>0</b>	<b>0</b>	<b>0</b>	<b>0</b>	<b>0</b>	<b>175</b>	<b>122.8</b>
<b>Aruba</b>											
* OTHER SITE(S) : 1			0	0	1	3,200	0	0	0	0	2.5
		<b>Aruba Total:</b>	<b>0</b>	<b>0</b>	<b>1</b>	<b>3,200</b>	<b>0</b>	<b>0</b>	<b>0</b>	<b>0</b>	<b>2.5</b>
<b>Australia</b>											
* OTHER SITE(S) : 3			42	31,943	1	5,013	0	0	0	5	13.6
		<b>Australia Total:</b>	<b>42</b>	<b>31,943</b>	<b>1</b>	<b>5,013</b>	<b>0</b>	<b>0</b>	<b>0</b>	<b>5</b>	<b>13.6</b>
<b>Belgium</b>											
Kleine Brogel AB	Air Force Active	Kleine-Brogel	10	27,020	0	0	5	15,998	0	1	19.1
		<b>Belgium Total:</b>	<b>10</b>	<b>27,020</b>	<b>0</b>	<b>0</b>	<b>5</b>	<b>15,998</b>	<b>0</b>	<b>1</b>	<b>19.1</b>
<b>Colombia</b>											
* OTHER SITE(S) : 1			1	1,950	0	0	0	0	0	1	1.1
		<b>Colombia Total:</b>	<b>1</b>	<b>1,950</b>	<b>0</b>	<b>0</b>	<b>0</b>	<b>0</b>	<b>0</b>	<b>1</b>	<b>1.1</b>
<b>Costa Rica</b>											
* OTHER SITE(S) : 1			0	0	0	0	1	1,098	0	1	0.5
		<b>Costa Rica Total:</b>	<b>0</b>	<b>0</b>	<b>0</b>	<b>0</b>	<b>1</b>	<b>1,098</b>	<b>0</b>	<b>1</b>	<b>0.5</b>
<b>Denmark</b>											
Karup AB	Air Force Active	Karup	0	0	0	0	29	72,409	0	0	144.4
* OTHER SITE(S) : 1			0	0	4	7,425	0	0	0	0	1.6
		<b>Denmark Total:</b>	<b>0</b>	<b>0</b>	<b>4</b>	<b>7,425</b>	<b>29</b>	<b>72,409</b>	<b>0</b>	<b>0</b>	<b>146.0</b>
<b>Germany</b>											
Bann Communications Station	Air Force Active	Bann	3	9,740	0	0	4	7,911	0	6	10.9
Bann Communications Station 2	Air Force Active	Bann	6	18,171	0	0	0	0	0	51	9.6
Bitburg FH Annex	Air Force Active	Trier	21	319,558	0	0	62	2,248,503	0	156	663.1
Buechel AB	Air Force Active	Buechel	4	7,524	0	0	9	53,934	0	0	21.5
Einsiedlerhof Maintenance Annex	Air Force Active	Einsiedlerhof	4	10,045	0	0	4	105,302	0	14	37.3
Einsiedlerhof Storage Annex	Air Force Active	Kaiserlautern	9	93,176	0	0	15	292,644	0	28	103.6
Einsiedlerkoepfe Training Annex	Air Force Active	Kaiserlautern	4	5,338	0	0	1	9,630	0	311	10.7
Geilenkirchen AB	Air Force Active	Geilenkirchen	10	45,933	1	2,908	12	107,707	0	0	58.8

\* US Locations that do not meet criteria of at least ten (10) Acres AND at least \$10M PRV. US Territories and Non-US Locations that do not meet criteria of at least ten (10) Acres OR at least \$10M PRV.

**DEPARTMENT OF DEFENSE - Air Force**  
**Base Structure Report - As of 30 Sept 2013**

SITE	COMPONENT	NAME NEAREST CITY	BUILDINGS						ACRES OWNED	TOTAL ACRES	PRV (\$M)
			OWNED		LEASED		OTHER				
			COUNT	SQFT	COUNT	SQFT	COUNT	SQFT			
Husterhoeh Communication Site	Air Force Active	Pirmasens	3	1,182	0	0	6	17,029	0	185	7.7
Kapaun Administration Annex	Air Force Active	Kaiserlautern	22	93,743	0	0	40	526,445	0	114	243.3
Landstuhl FH Annex O3	Air Force Active	Landstuhl	25	113,714	0	0	14	441,919	0	44	168.0
Landstuhl Maintenance Site	Air Force Active	Landstuhl	37	143,553	0	0	3	8,883	0	25	46.4
Landstuhl Maintenance Site 2	Air Force Active	Landstuhl	8	31,910	0	0	5	15,142	0	7	20.3
Oberweis Annex	Air Force Active	Trier	5	2,676	0	0	10	56,772	0	74	29.8
Ramstein AB	Air Force Active	Ramstein	459	3,959,536	0	0	359	5,549,123	0	3,102	4,233.4
Ramstein Storage Annex	Air Force Active	Weilerbach	15	185,594	0	0	3	48,076	0	85	67.0
Siegenburg Air Range	Air Force Active	Landshut	4	2,955	0	0	5	7,756	0	681	6.9
Spangdahlem AB	Air Force Active	Spangdahlem	378	1,837,736	0	0	208	2,018,465	0	1,617	2,139.4
Spangdahlem Waste Annex	Air Force Active	Spangdahlem	2	2,586	0	0	2	4,105	0	3	50.8
Vogelweh FH Annex	Air Force Active	Kaiserlautern	182	974,606	0	0	108	2,440,090	0	631	952.0
<b>* OTHER SITE(S) : 11</b>			<b>8</b>	<b>46,458</b>	<b>3</b>	<b>3,796</b>	<b>11</b>	<b>52,611</b>	<b>0</b>	<b>32</b>	<b>36.8</b>
<b>Germany Total:</b>			<b>1,209</b>	<b>7,905,734</b>	<b>4</b>	<b>6,704</b>	<b>881</b>	<b>14,012,047</b>	<b>0</b>	<b>7,166</b>	<b>8,917.3</b>
<b>Greenland</b>											
Thule AB	Air Force Active	Thule	194	2,213,775	0	0	0	0	0	233,034	2,724.8
<b>Greenland Total:</b>			<b>194</b>	<b>2,213,775</b>	<b>0</b>	<b>0</b>	<b>0</b>	<b>0</b>	<b>0</b>	<b>233,034</b>	<b>2,724.8</b>
<b>Italy</b>											
Aviano AB	Air Force Active	Aviano	107	763,450	0	0	97	1,602,014	0	1,200	1,737.0
Aviano Administration Annex Group HQ	Air Force Active	Aviano	6	6,006	0	0	5	39,416	0	8	22.2
Aviano Ammunition Storage Annex	Air Force Active	Aviano	4	6,894	0	0	32	94,975	0	47	47.1
Aviano Bachelor Housing Annex 1	Air Force Active	Aviano	16	145,840	0	0	6	475,732	0	39	335.5
Aviano Bachelor Housing Annex 2	Air Force Active	Aviano	7	217,208	0	0	9	82,949	0	13	122.1
Aviano FH Annex 5	Air Force Active	Aviano	0	0	23	63,394	0	0	0	0	17.1
Aviano Maintenance Annex	Air Force Active	Aviano	6	4,618	0	0	7	110,511	0	7	36.7
Aviano Storage Annex	Air Force Active	Aviano	0	0	2	107,986	0	0	0	6	20.5
Ghedi Radio Relay Site	Air Force Active	Brescia	12	29,684	0	0	4	27,369	0	1	24.8
San Vito Dei Normanni AS	Air Force Active	San Vito Normanni	2	3,800	0	0	0	0	0	25	4.2
<b>* OTHER SITE(S) : 7</b>			<b>3</b>	<b>10,580</b>	<b>2</b>	<b>23,435</b>	<b>4</b>	<b>11,590</b>	<b>0</b>	<b>22</b>	<b>25.5</b>
<b>Italy Total:</b>			<b>163</b>	<b>1,188,080</b>	<b>27</b>	<b>194,815</b>	<b>164</b>	<b>2,444,556</b>	<b>0</b>	<b>1,368</b>	<b>2,392.6</b>
<b>Japan</b>											
Camp Courtney FH Annex	Air Force Active	Camp Courtney Okinawa N	73	1,129,478	0	0	0	0	65	65	260.9
Camp Foster FH Annex	Air Force Active	Camp Foster Okinawa	727	2,665,276	0	0	0	0	453	453	677.5
Camp Kinser	Air Force Active	Makiminato Okinawa	43	2,266,385	0	0	0	0	135	135	510.5
Camp Kuwae FH Annex	Air Force Active	Chatan Okinawa	158	577,533	0	0	0	0	70	70	134.8

\* US Locations that do not meet criteria of at least ten (10) Acres AND at least \$10M PRV. US Territories and Non-US Locations that do not meet criteria of at least ten (10) Acres OR at least \$10M PRV.

## DEPARTMENT OF DEFENSE - Air Force

### Base Structure Report - As of 30 Sept 2013

SITE	COMPONENT	NAME NEAREST CITY	BUILDINGS						ACRES OWNED	TOTAL ACRES	PRV (\$M)
			OWNED		LEASED		OTHER				
			COUNT	SQFT	COUNT	SQFT	COUNT	SQFT			
Camp McTureous FH Annex	Air Force Active	Camp Courtney Okinawa N	80	678,732	0	0	0	0	64	64	154.6
Camp Shields FH Annex	Air Force Active	Camp Shields-Okinawa	8	7,091	0	0	89	478,684	89	89	140.4
Camp Zama Communications Station	Air Force Active	Zama	0	0	0	0	4	13,721	0	1	10.0
Chitose Administration Annex	Air Force Active	Chitose	9	45,306	0	0	0	0	0	1,067	31.4
Draughon Training Range	Air Force Active	Misawa AFB	3	4,644	0	0	5	13,453	0	1,889	16.5
Idesuna Jima Air Range	Air Force Active	Okinawa Island	0	0	0	0	0	0	61	61	0.0
Itazuke Auxiliary Airfield	Air Force Active	Fukuoka	0	0	0	0	1	30,873	0	6	14.7
Kadena AB	Air Force Active	Kadena Air Base Okinawa	1,369	5,443,653	0	0	747	8,085,156	4,906	4,906	5,244.9
Kadena Ammo Storage Annex	Air Force Active	Kadena Air Base Okinawa	348	1,632,745	0	0	83	587,657	6,077	6,077	827.3
Misawa AB	Air Force Active	Misawa AFB	167	992,917	0	0	554	7,566,757	0	3,864	4,508.2
Momote Annex	Air Force Active	Unknown	0	0	0	0	3	2,976	0	30	3.7
Okuma Recreation Annex	Air Force Active	Okuma Okinawa	45	62,537	0	0	2	14,068	135	135	41.8
Owada Communications Station	Air Force Active	Owada	0	0	0	0	1	21,152	0	328	16.5
Tama Service Annex	Air Force Active	Tana	13	12,306	0	0	39	103,178	0	483	58.4
Tokorozawa Transmitter Site	Air Force Active	Tokorosana	7	59,913	0	0	0	0	0	320	88.2
Tori Shima Air Range	Air Force Active	Okinawa Island	0	0	0	0	0	0	10	10	0.0
Yokota AB	Air Force Active	Yokota AFB	104	529,268	0	0	593	9,468,591	0	1,750	4,233.6
<b>* OTHER SITE(S) : 16</b>			12	21,634	0	0	20	58,405	12	24	33.5
<b>Japan Total:</b>			<b>3,166</b>	<b>16,129,418</b>	<b>0</b>	<b>0</b>	<b>2,141</b>	<b>26,444,671</b>	<b>12,077</b>	<b>21,828</b>	<b>17,007.3</b>
<b><u>Netherlands</u></b>											
<b>* OTHER SITE(S) : 2</b>			3	4,089	1	2,648	0	0	0	0	2.8
<b>Netherlands Total:</b>			<b>3</b>	<b>4,089</b>	<b>1</b>	<b>2,648</b>	<b>0</b>	<b>0</b>	<b>0</b>	<b>0</b>	<b>2.8</b>
<b><u>Netherlands Antilles</u></b>											
Davis-Monthan AFB (Curacao)	Air Force Active	Curacao	16	89,411	0	0	0	0	0	42	69.2
<b>Netherlands Antilles Total:</b>			<b>16</b>	<b>89,411</b>	<b>0</b>	<b>0</b>	<b>0</b>	<b>0</b>	<b>0</b>	<b>42</b>	<b>69.2</b>
<b><u>Norway</u></b>											
Stavanger Admin Office	Air Force Active	Stavanger	1	4,550	0	0	2	21,836	0	0	11.9
<b>* OTHER SITE(S) : 1</b>			0	0	1	3,628	0	0	0	0	1.3
<b>Norway Total:</b>			<b>1</b>	<b>4,550</b>	<b>1</b>	<b>3,628</b>	<b>2</b>	<b>21,836</b>	<b>0</b>	<b>0</b>	<b>13.2</b>
<b><u>Oman</u></b>											
Masirah Island Mpt Site 1	Air Force Active	Unknown	0	0	0	0	0	0	0	3,000	0.0
SEEB MPT Site 1	Air Force Active	Seeb	1	21,744	0	0	21	243,344	0	3,000	90.9

\* US Locations that do not meet criteria of at least ten (10) Acres AND at least \$10M PRV. US Territories and Non-US Locations that do not meet criteria of at least ten (10) Acres OR at least \$10M PRV.

**DEPARTMENT OF DEFENSE - Air Force**  
**Base Structure Report - As of 30 Sept 2013**

SITE	COMPONENT	NAME NEAREST CITY	BUILDINGS						ACRES OWNED	TOTAL ACRES	PRV (\$M)
			OWNED		LEASED		OTHER				
			COUNT	SQFT	COUNT	SQFT	COUNT	SQFT			
Thumrait MAP	Air Force Active	Unknown	0	0	0	0	0	0	0	3,000	0.0
<b>Oman Total:</b>			<b>1</b>	<b>21,744</b>	<b>0</b>	<b>0</b>	<b>21</b>	<b>243,344</b>	<b>0</b>	<b>9,000</b>	<b>90.9</b>
<b>Portugal</b>											
Aigualva Munitions Storage Annex	Air Force Active	Lajes Field	0	0	0	0	0	0	0	68	1.2
Caldeira Ammunition Storage Area	Air Force Active	Lajes Field	3	6,331	0	0	0	0	0	29	3.8
Cinco Picos Globecom Annex	Air Force Active	Lajes Field	2	2,567	0	0	0	0	0	159	4.7
Covadascinzas Petroleum Products Stg Annex	Air Force Active	Lajes Field	0	0	0	0	0	0	0	41	11.0
Lajes Field	Air Force Active	Lajes Field	359	2,604,295	0	0	0	0	0	973	1,323.7
Lajes Water System Annex	Air Force Active	Lajes Field	4	1,270	0	0	0	0	0	1	21.8
Praia Da Victoria Dock Annex	Air Force Active	Lajes Field	16	19,814	0	0	0	0	0	4	40.3
Praia Da Victoria Fuel Storage Annex	Air Force Active	Lajes Field	13	7,504	0	0	0	0	0	53	63.5
Villa Nova Globecom Annex	Air Force Active	Lajes Field	1	1,748	0	0	0	0	0	99	2.2
* OTHER SITE(S) : 11			10	3,325	0	0	0	0	0	18	3.2
<b>Portugal Total:</b>			<b>408</b>	<b>2,646,854</b>	<b>0</b>	<b>0</b>	<b>0</b>	<b>0</b>	<b>0</b>	<b>1,445</b>	<b>1,475.3</b>
<b>Saint Helena</b>											
Ascension Auxiliary Airfield	Air Force Active	Ascension Island	117	388,332	0	0	0	0	0	3,463	725.9
<b>Saint Helena Total:</b>			<b>117</b>	<b>388,332</b>	<b>0</b>	<b>0</b>	<b>0</b>	<b>0</b>	<b>0</b>	<b>3,463</b>	<b>725.9</b>
<b>South Korea</b>											
Camp Red Cloud Communications Site	Air Force Active	Uijong Bu	0	0	0	0	8	70,522	0	4	19.2
Kimhae Storage Annex	Air Force Active	Kimhae	38	363,498	0	0	1	51,333	0	86	79.9
Kunsan AB	Air Force Active	Kunsan	367	2,853,781	0	0	29	637,212	0	2,549	1,469.1
Kwang-Ju AB	Air Force Active	Kwangju	100	629,141	0	0	1	20,000	0	313	267.0
Osan AFB	Air Force Active	Osan AFB	408	5,758,547	0	0	58	1,036,417	0	1,823	2,345.6
Osan Ni Ammunition Storage Annex	Air Force Active	Osan	21	74,502	0	0	0	0	0	603	26.7
Osan Site 3	Air Force Active	Osan AFB	0	0	0	0	0	0	0	309	1.6
Pil-Sung Air Range	Air Force Active	Pil-Sung	10	18,560	0	0	2	24,676	0	27	13.4
Suwon AB	Air Force Active	Suwon	40	128,897	0	0	63	589,118	0	267	337.4
Taegu AB	Air Force Active	Taegu	144	754,566	0	0	0	0	0	763	297.3
Wonju AS	Air Force Active	Wonju	13	7,715	0	0	0	0	0	93	38.7
* OTHER SITE(S) : 5			2	20,778	0	0	10	41,982	0	13	10.6
<b>South Korea Total:</b>			<b>1,143</b>	<b>10,609,985</b>	<b>0</b>	<b>0</b>	<b>172</b>	<b>2,471,260</b>	<b>0</b>	<b>6,850</b>	<b>4,906.6</b>
<b>Spain</b>											
Moron AB	Air Force Active	Moran AB	159	818,163	0	0	0	0	0	2,808	665.2

\* US Locations that do not meet criteria of at least ten (10) Acres AND at least \$10M PRV. US Territories and Non-US Locations that do not meet criteria of at least ten (10) Acres OR at least \$10M PRV.

## DEPARTMENT OF DEFENSE - Air Force

### Base Structure Report - As of 30 Sept 2013

SITE	COMPONENT	NAME NEAREST CITY	BUILDINGS						ACRES OWNED	TOTAL ACRES	PRV (\$M)
			OWNED		LEASED		OTHER				
			COUNT	SQFT	COUNT	SQFT	COUNT	SQFT			
<b>Spain Total:</b>			<b>159</b>	<b>818,163</b>	<b>0</b>	<b>0</b>	<b>0</b>	<b>0</b>	<b>0</b>	<b>2,808</b>	<b>665.2</b>
<b>Turkey</b>											
Ankara Administration Office	Air Force Active	Ankara	23	149,014	0	0	0	0	14	14	40.0
Batman AB	Air Force Active	Batman	0	0	0	0	13	28,176	0	0	17.2
Cigli AB	Air Force Active	Izmir	0	0	0	0	19	148,127	0	0	30.4
Incirluk AB	Air Force Active	Adana	724	4,200,451	0	0	1	7,600	0	3,337	2,097.6
Izmir AS	Air Force Active	Izmir	0	0	3	53,024	0	0	0	0	12.0
Mus AB	Air Force Active	Batman	0	0	0	0	12	25,239	0	0	12.9
Yumurtalik Petroleum Prod Storage Annex	Air Force Active	Yumurtalik	6	7,743	0	0	0	0	36	142	96.9
<b>* OTHER SITE(S) : 10</b>			<b>3</b>	<b>15,320</b>	<b>19</b>	<b>60,403</b>	<b>7</b>	<b>112,980</b>	<b>1</b>	<b>1</b>	<b>30.0</b>
<b>Turkey Total:</b>			<b>756</b>	<b>4,372,528</b>	<b>22</b>	<b>113,427</b>	<b>52</b>	<b>322,122</b>	<b>51</b>	<b>3,494</b>	<b>2,337.0</b>
<b>United Kingdom</b>											
Blenheim Crescent	Air Force Active	Unknown	4	23,222	0	0	1	24,636	0	0	14.7
Eriswell FH Annex	Air Force Active	Lakenheath	0	0	129	670,172	0	0	0	62	125.1
RAF Alconbury	Air Force Active	Cambridge	170	980,491	0	0	12	192,526	0	218	340.3
RAF Barford St John Transmitter Annex	Air Force Active	Banbury	1	22,006	0	0	0	0	0	476	15.0
RAF Bicester	Air Force Active	Paynes End	255	224,320	0	0	78	101,872	0	35	68.5
RAF Croughton	Air Force Active	Northamptonshire	110	633,724	0	0	18	169,291	0	694	308.1
RAF Ely Famly Housing Annex	Air Force Active	Ely	0	0	0	0	63	147,294	0	5	46.7
RAF Fairford	Air Force Active	Fairford	99	438,039	0	0	80	493,390	0	1,170	576.0
RAF Feltwell	Air Force Active	Feltwell	74	415,862	0	0	175	926,603	0	332	331.9
RAF Lakenheath	Air Force Active	Lakenheath	812	4,135,791	0	0	155	949,037	0	2,007	2,124.8
RAF Menwith Hill	Air Force Active	Harrogate	0	0	0	0	175	1,197,718	0	545	414.6
RAF Mildenhall	Air Force Active	Mildenhall	318	1,749,117	0	0	148	1,235,185	0	1,163	1,189.4
RAF Mildenhall Ammo Storage Annex	Air Force Active	Mildenhall	19	19,701	0	0	0	0	0	37	7.5
RAF Molesworth	Air Force Active	Cambridge	60	179,014	0	0	30	289,859	0	659	167.6
RAF Molesworth Storage Annex 12	Air Force Active	Cambridge	2	30,988	0	0	0	0	0	37	9.9
RAF Welford Ammo Storage Area	Air Force Active	Welford	79	237,549	0	0	207	523,932	0	806	278.7
<b>* OTHER SITE(S) : 11</b>			<b>8</b>	<b>20,480</b>	<b>1</b>	<b>799</b>	<b>85</b>	<b>130,045</b>	<b>0</b>	<b>12</b>	<b>40.3</b>
<b>United Kingdom Total:</b>			<b>2,011</b>	<b>9,110,304</b>	<b>130</b>	<b>670,971</b>	<b>1,227</b>	<b>6,381,388</b>	<b>0</b>	<b>8,258</b>	<b>6,059.2</b>
<b>Overseas Total:</b>			<b>9,439</b>	<b>55,718,397</b>	<b>191</b>	<b>1,007,831</b>	<b>4,695</b>	<b>52,430,729</b>	<b>12,128</b>	<b>298,939</b>	<b>47,693.0</b>
<b>Worldwide Totals By Reporting Component:</b>			<b>49,615</b>	<b>532,044,649</b>	<b>1,141</b>	<b>14,161,515</b>	<b>5,024</b>	<b>56,538,963</b>	<b>5,923,002</b>	<b>9,126,245</b>	<b>259,278.8</b>

\* US Locations that do not meet criteria of at least ten (10) Acres AND at least \$10M PRV. US Territories and Non-US Locations that do not meet criteria of at least ten (10) Acres OR at least \$10M PRV.

## DEPARTMENT OF DEFENSE - Marine Corps

### Base Structure Report - As of 30 Sept 2013

SITE	COMPONENT	NAME NEAREST CITY	BUILDINGS						ACRES OWNED	TOTAL ACRES	PRV (\$M)
			OWNED		LEASED		OTHER				
			COUNT	SQFT	COUNT	SQFT	COUNT	SQFT			
<b>Alabama</b>											
* OTHER SITE(S) : 2			9	54,333	1	200	0	0	13	13	11.9
<b>Alabama Total:</b>			<b>9</b>	<b>54,333</b>	<b>1</b>	<b>200</b>	<b>0</b>	<b>0</b>	<b>13</b>	<b>13</b>	<b>11.9</b>
<b>Arizona</b>											
Barry Goldwater Range	Marine Corps Active	Yuma	52	211,271	0	0	0	0	0	691,759	301.3
MCAS Yuma	Marine Corps Active	Yuma	316	2,799,490	0	0	362	1,227,124	4,160	4,605	1,627.8
MCAS Yuma Hsg-Off Base	Marine Corps Active	Yuma	0	0	0	0	26	148,592	23	23	34.1
* OTHER SITE(S) : 2			20	27,235	0	0	0	0	0	0	8.8
<b>Arizona Total:</b>			<b>388</b>	<b>3,037,996</b>	<b>0</b>	<b>0</b>	<b>388</b>	<b>1,375,716</b>	<b>4,183</b>	<b>696,387</b>	<b>1,972.0</b>
<b>California</b>											
Chocolate Mountain Air Gnry Range	Marine Corps Active	Niland	4	43,066	0	0	0	0	231,638	459,468	277.1
MCAS El Toro LIFOC	Marine Corps Active	Irvine	8	78,160	0	0	0	0	272	272	20.1
MCAS Miramar	Marine Corps Active	San Diego	478	6,357,622	0	0	307	1,227,531	21,191	22,906	3,056.5
MCAS Tustin Carve-Out 2	Marine Corps Active	Tustin	41	470,215	0	0	0	0	34	34	144.8
MCB Camp Pendleton	Marine Corps Active	Camp Pendleton	1,845	21,124,192	27	97,549	3,394	13,629,443	124,912	127,208	11,247.7
MCLB Barstow	Marine Corps Active	Barstow	163	2,444,434	0	0	0	0	1,286	3,725	673.7
MCLB Barstow Yermo Area	Marine Corps Active	Barstow	97	1,965,793	0	0	0	0	1,366	1,681	745.7
MCRD San Diego	Marine Corps Active	San Diego	142	2,796,319	0	0	11	23,961	428	428	837.6
MCRD San Diego Former NTC	Marine Corps Active	San Diego	5	142,957	0	0	0	0	72	72	50.1
MWTC Bridgeport	Marine Corps Active	Coleville	48	318,860	0	0	0	0	346	46,460	128.2
Twentynine Palms Main Base	Marine Corps Active	Twentynine Palms	828	6,626,570	0	0	687	3,089,243	162,098	605,264	4,373.8
Vista Del Sol East	Marine Corps Active	Twentynine Palms	0	0	0	0	50	254,780	0	29	56.3
Vista Del Sol West	Marine Corps Active	Twentynine Palms	0	0	0	0	101	446,255	0	65	97.8
* OTHER SITE(S) : 23			27	178,472	1	6,962	50	211,598	472	2,094	106.6

\* US Locations that do not meet criteria of at least ten (10) Acres AND at least \$10M PRV. US Territories and Non-US Locations that do not meet criteria of at least ten (10) Acres OR at least \$10M PRV.



## DEPARTMENT OF DEFENSE - Marine Corps

### Base Structure Report - As of 30 Sept 2013

SITE	COMPONENT	NAME NEAREST CITY	BUILDINGS						ACRES OWNED	TOTAL ACRES	PRV (\$M)
			OWNED		LEASED		OTHER				
			COUNT	SQFT	COUNT	SQFT	COUNT	SQFT			
		<b>California Total:</b>	<b>3,686</b>	<b>42,546,660</b>	<b>28</b>	<b>104,511</b>	<b>4,600</b>	<b>18,882,811</b>	<b>544,116</b>	<b>1,269,705</b>	<b>21,815.9</b>
<b>Delaware</b>											
* OTHER SITE(S) : 1			4	40,978	0	0	0	0	8	8	11.9
		<b>Delaware Total:</b>	<b>4</b>	<b>40,978</b>	<b>0</b>	<b>0</b>	<b>0</b>	<b>0</b>	<b>8</b>	<b>8</b>	<b>11.9</b>
<b>District of Columbia</b>											
* OTHER SITE(S) : 3			16	302,427	0	0	0	0	12	12	106.3
		<b>District of Columbia Total:</b>	<b>16</b>	<b>302,427</b>	<b>0</b>	<b>0</b>	<b>0</b>	<b>0</b>	<b>12</b>	<b>12</b>	<b>106.3</b>
<b>Florida</b>											
4th MARDIV Jacksonville Maint	Marine Corps Reserve	Jacksonville	4	42,111	0	0	0	0	111	111	10.4
MCRC Tampa	Marine Corps Reserve	Tampa	10	29,878	0	0	0	0	0	20	10.2
MCSF Blount Island	Marine Corps Active	Jacksonville	53	746,647	0	0	0	0	902	1,072	308.9
* OTHER SITE(S) : 1			0	0	0	0	0	0	334	334	0.0
		<b>Florida Total:</b>	<b>67</b>	<b>818,636</b>	<b>0</b>	<b>0</b>	<b>0</b>	<b>0</b>	<b>1,346</b>	<b>1,536</b>	<b>329.6</b>
<b>Georgia</b>											
MCLB Albany	Marine Corps Active	Albany	233	6,643,269	0	0	90	238,925	3,619	3,623	1,381.9
MCLB Albany Housing Area 1	Marine Corps Active	Albany	100	188,876	0	0	0	0	68	68	28.5
NAS Atlanta Windy Hill	Marine Corps Reserve	Smyrna	12	50,048	0	0	0	0	28	28	10.2
* OTHER SITE(S) : 2			10	11,722	1	1,219	0	0	5,183	16,872	6.7
		<b>Georgia Total:</b>	<b>355</b>	<b>6,893,915</b>	<b>1</b>	<b>1,219</b>	<b>90</b>	<b>238,925</b>	<b>8,898</b>	<b>20,590</b>	<b>1,427.3</b>
<b>Hawaii</b>											
MC Trng Area Bellows	Marine Corps Active	Waimanalo	16	114,681	0	0	0	0	28	1,030	108.3
MCB Camp Smith	Marine Corps Active	Aiea	52	897,312	0	0	10	20,135	219	221	518.6
MCB Hawaii Kaneohe	Marine Corps Active	Kaneohe	561	4,779,361	0	0	975	3,836,966	2,686	2,955	4,860.6
MCB Hawaii Manana Capehart	Marine Corps Active	Pearl City	8	15,011	0	0	153	429,514	52	52	160.0
MCB Hawaii Pearl City Annex	Marine Corps Active	Pearl City	7	255,008	0	0	0	0	27	27	65.9

\* US Locations that do not meet criteria of at least ten (10) Acres AND at least \$10M PRV. US Territories and Non-US Locations that do not meet criteria of at least ten (10) Acres OR at least \$10M PRV.

## DEPARTMENT OF DEFENSE - Marine Corps

### Base Structure Report - As of 30 Sept 2013

SITE	COMPONENT	NAME NEAREST CITY	BUILDINGS						ACRES OWNED	TOTAL ACRES	PRV (\$M)
			OWNED		LEASED		OTHER				
			COUNT	SQFT	COUNT	SQFT	COUNT	SQFT			
MCB Hawaii Puuloa-Oahu	Marine Corps Active	Ewa Beach	23	58,702	0	0	0	0	165	165	54.9
* OTHER SITE(S) : 3			0	0	0	0	0	0	187	245	0.6
<b>Hawaii Total:</b>			<b>667</b>	<b>6,120,075</b>	<b>0</b>	<b>0</b>	<b>1,138</b>	<b>4,286,615</b>	<b>3,364</b>	<b>4,695</b>	<b>5,769.0</b>
<b>Illinois</b>											
* OTHER SITE(S) : 2			6	76,507	0	0	0	0	6	10	24.8
<b>Illinois Total:</b>			<b>6</b>	<b>76,507</b>	<b>0</b>	<b>0</b>	<b>0</b>	<b>0</b>	<b>6</b>	<b>10</b>	<b>24.8</b>
<b>Indiana</b>											
* OTHER SITE(S) : 1			1	15,220	0	0	0	0	0	4	3.3
<b>Indiana Total:</b>			<b>1</b>	<b>15,220</b>	<b>0</b>	<b>0</b>	<b>0</b>	<b>0</b>	<b>0</b>	<b>4</b>	<b>3.3</b>
<b>Louisiana</b>											
* OTHER SITE(S) : 4			11	524,625	0	0	0	0	10	18	123.6
<b>Louisiana Total:</b>			<b>11</b>	<b>524,625</b>	<b>0</b>	<b>0</b>	<b>0</b>	<b>0</b>	<b>10</b>	<b>18</b>	<b>123.6</b>
<b>Maryland</b>											
* OTHER SITE(S) : 2			5	48,103	1	37,721	0	0	9	9	26.4
<b>Maryland Total:</b>			<b>5</b>	<b>48,103</b>	<b>1</b>	<b>37,721</b>	<b>0</b>	<b>0</b>	<b>9</b>	<b>9</b>	<b>26.4</b>
<b>Massachusetts</b>											
4th MAW Chicopee Housing	Marine Corps Reserve	Chicopee	0	0	0	0	59	275,022	53	53	56.7
<b>Massachusetts Total:</b>			<b>0</b>	<b>0</b>	<b>0</b>	<b>0</b>	<b>59</b>	<b>275,022</b>	<b>53</b>	<b>53</b>	<b>56.7</b>
<b>Michigan</b>											
NOSC Battle Creek	Marine Corps Reserve	Battle Creek	6	58,116	0	0	0	0	26	158	15.7
<b>Michigan Total:</b>			<b>6</b>	<b>58,116</b>	<b>0</b>	<b>0</b>	<b>0</b>	<b>0</b>	<b>26</b>	<b>158</b>	<b>15.7</b>
<b>Missouri</b>											
MCSPTACT Kansas City E Bales	Marine Corps Reserve	Belton	8	89,062	0	0	0	0	24	24	22.3
MCSPTACT Kansas City PPV Housing	Marine Corps Reserve	Belton	0	0	0	0	239	676,340	41	89	125.8
* OTHER SITE(S) : 6			3	46,331	0	0	2	433,264	23	23	164.4
<b>Missouri Total:</b>			<b>11</b>	<b>135,393</b>	<b>0</b>	<b>0</b>	<b>241</b>	<b>1,109,604</b>	<b>88</b>	<b>136</b>	<b>312.5</b>

\* US Locations that do not meet criteria of at least ten (10) Acres AND at least \$10M PRV. US Territories and Non-US Locations that do not meet criteria of at least ten (10) Acres OR at least \$10M PRV.

## DEPARTMENT OF DEFENSE - Marine Corps

### Base Structure Report - As of 30 Sept 2013

SITE	COMPONENT	NAME NEAREST CITY	BUILDINGS						ACRES OWNED	TOTAL ACRES	PRV (\$M)
			OWNED		LEASED		OTHER				
			COUNT	SQFT	COUNT	SQFT	COUNT	SQFT			
<b>Nebraska</b>											
* OTHER SITE(S) : 3			4	76,773	0	0	2	3,846	9	9	20.2
		<b>Nebraska Total:</b>	<b>4</b>	<b>76,773</b>	<b>0</b>	<b>0</b>	<b>2</b>	<b>3,846</b>	<b>9</b>	<b>9</b>	<b>20.2</b>
<b>Nevada</b>											
* OTHER SITE(S) : 1			0	0	0	0	0	0	0	480	1.1
		<b>Nevada Total:</b>	<b>0</b>	<b>0</b>	<b>0</b>	<b>0</b>	<b>0</b>	<b>0</b>	<b>0</b>	<b>480</b>	<b>1.1</b>
<b>New York</b>											
4th MARDIV Brooklyn	Marine Corps Reserve	New York City	6	125,956	0	0	0	0	72	72	48.2
MCRC Syracuse	Marine Corps Reserve	Syracuse	10	44,838	0	0	0	0	264	264	47.0
* OTHER SITE(S) : 2			7	165,946	0	0	219	349,647	7	7	149.9
		<b>New York Total:</b>	<b>23</b>	<b>336,740</b>	<b>0</b>	<b>0</b>	<b>219</b>	<b>349,647</b>	<b>343</b>	<b>343</b>	<b>245.1</b>
<b>North Carolina</b>											
ALF Bogue	Marine Corps Active	Bogue	19	44,891	0	0	0	0	850	850	32.4
Greater Sandy Run Area Site	Marine Corps Active	Camp Lejeune	31	58,341	0	0	1	282	40,126	41,002	195.0
MCAS Cherry Point	Marine Corps Active	Cherry Point	493	7,910,983	0	0	1,142	2,832,107	15,179	16,751	3,282.8
MCB Camp Lejeune	Marine Corps Active	Camp Lejeune	1,360	16,455,529	43	58,814	1,697	4,049,984	82,984	88,358	6,170.7
MCB Camp Lejeune Oak Grove	Marine Corps Active	Pollockville	2	4,825	0	0	0	0	976	976	122.8
MCB Camp Lejeune West Site	Marine Corps Active	Camp Lejeune	684	5,879,015	13	31,290	368	595,868	2,773	3,728	2,042.8
OLF Atlantic	Marine Corps Active	Bogue	8	19,168	0	0	0	0	5,079	5,458	56.6
Point Of Marsh Target	Marine Corps Active	Atlantic	8	21,066	0	0	0	0	12,460	12,460	16.3
* OTHER SITE(S) : 14			243	2,283,034	1	81	1,082	5,274,965	555	559	1,483.9
		<b>North Carolina Total:</b>	<b>2,848</b>	<b>32,676,851</b>	<b>57</b>	<b>90,185</b>	<b>4,290</b>	<b>12,753,206</b>	<b>160,982</b>	<b>170,143</b>	<b>13,403.2</b>
<b>Ohio</b>											
MCRC Brook Park	Marine Corps Reserve	Brook Park	5	63,486	0	0	0	0	11	11	14.8
		<b>Ohio Total:</b>	<b>5</b>	<b>63,486</b>	<b>0</b>	<b>0</b>	<b>0</b>	<b>0</b>	<b>11</b>	<b>11</b>	<b>14.8</b>

\* US Locations that do not meet criteria of at least ten (10) Acres AND at least \$10M PRV. US Territories and Non-US Locations that do not meet criteria of at least ten (10) Acres OR at least \$10M PRV.

## DEPARTMENT OF DEFENSE - Marine Corps

### Base Structure Report - As of 30 Sept 2013

SITE	COMPONENT	NAME NEAREST CITY	BUILDINGS						ACRES OWNED	TOTAL ACRES	PRV (\$M)
			OWNED		LEASED		OTHER				
			COUNT	SQFT	COUNT	SQFT	COUNT	SQFT			
<b><u>Pennsylvania</u></b>											
* OTHER SITE(S) : 3			9	66,949	0	0	1	258	10	13	21.0
		<b>Pennsylvania Total:</b>	<b>9</b>	<b>66,949</b>	<b>0</b>	<b>0</b>	<b>1</b>	<b>258</b>	<b>10</b>	<b>13</b>	<b>21.0</b>
<b><u>South Carolina</u></b>											
MCAS Beaufort	Marine Corps Active	Beaufort	283	2,564,304	0	0	290	540,679	5,691	6,267	1,153.1
MCAS Beaufort LB Housing	Marine Corps Active	Laurel Bay	22	236,882	0	0	1,106	1,503,415	1,077	1,077	347.0
MCRD Beaufort Parris Island	Marine Corps Active	Parris Island	321	4,155,269	0	0	198	531,461	8,047	8,080	1,387.8
* OTHER SITE(S) : 9			0	0	0	0	0	0	502	502	0.3
		<b>South Carolina Total:</b>	<b>626</b>	<b>6,956,455</b>	<b>0</b>	<b>0</b>	<b>1,594</b>	<b>2,575,555</b>	<b>15,318</b>	<b>15,926</b>	<b>2,888.2</b>
<b><u>Tennessee</u></b>											
* OTHER SITE(S) : 1			3	28,163	0	0	0	0	6	6	6.3
		<b>Tennessee Total:</b>	<b>3</b>	<b>28,163</b>	<b>0</b>	<b>0</b>	<b>0</b>	<b>0</b>	<b>6</b>	<b>6</b>	<b>6.3</b>
<b><u>Texas</u></b>											
* OTHER SITE(S) : 2			5	45,163	0	0	0	0	204	205	10.6
		<b>Texas Total:</b>	<b>5</b>	<b>45,163</b>	<b>0</b>	<b>0</b>	<b>0</b>	<b>0</b>	<b>204</b>	<b>205</b>	<b>10.6</b>
<b><u>Virginia</u></b>											
MCB Quantico	Marine Corps Active	Quantico	582	8,070,444	0	0	413	2,375,223	55,155	60,320	3,690.0
* OTHER SITE(S) : 11			7	71,267	9	117,664	0	0	151	151	47.7
		<b>Virginia Total:</b>	<b>589</b>	<b>8,141,711</b>	<b>9</b>	<b>117,664</b>	<b>413</b>	<b>2,375,223</b>	<b>55,306</b>	<b>60,471</b>	<b>3,737.7</b>
<b><u>Washington</u></b>											
* OTHER SITE(S) : 1			5	29,648	0	0	0	0	12	12	8.5
		<b>Washington Total:</b>	<b>5</b>	<b>29,648</b>	<b>0</b>	<b>0</b>	<b>0</b>	<b>0</b>	<b>12</b>	<b>12</b>	<b>8.5</b>
<b><u>Wisconsin</u></b>											
* OTHER SITE(S) : 1			0	0	0	0	0	0	0	155	0.0
		<b>Wisconsin Total:</b>	<b>0</b>	<b>0</b>	<b>0</b>	<b>0</b>	<b>0</b>	<b>0</b>	<b>0</b>	<b>155</b>	<b>0.0</b>

\* US Locations that do not meet criteria of at least ten (10) Acres AND at least \$10M PRV. US Territories and Non-US Locations that do not meet criteria of at least ten (10) Acres OR at least \$10M PRV.

**DEPARTMENT OF DEFENSE - Marine Corps**

**Base Structure Report - As of 30 Sept 2013**

SITE	COMPONENT	NAME NEAREST CITY	BUILDINGS						ACRES OWNED	TOTAL ACRES	PRV (\$M)
			OWNED		LEASED		OTHER				
			COUNT	SQFT	COUNT	SQFT	COUNT	SQFT			
		<b>US/US Territories Total:</b>	9,349	109,094,924	97	351,500	13,035	44,226,428	794,333	2,241,108	52,363.2

\* US Locations that do not meet criteria of at least ten (10) Acres AND at least \$10M PRV. US Territories and Non-US Locations that do not meet criteria of at least ten (10) Acres OR at least \$10M PRV.

## DEPARTMENT OF DEFENSE - Marine Corps

### Base Structure Report - As of 30 Sept 2013

SITE	COMPONENT	NAME NEAREST CITY	BUILDINGS						ACRES OWNED	TOTAL ACRES	PRV (\$M)
			OWNED		LEASED		OTHER				
			COUNT	SQFT	COUNT	SQFT	COUNT	SQFT			
<b>Japan</b>											
Camp Courtney	Marine Corps Active	Tengan	88	308,937	0	0	117	1,778,891	0	331	630.1
Camp Foster	Marine Corps Active	Zukeran	1,179	3,088,412	0	0	330	5,718,579	0	1,472	2,749.5
Camp Fuji Japan	Marine Corps Active	Camp Fuji	43	72,389	0	0	47	543,287	0	33,382	231.7
Camp Gonsalves	Marine Corps Active	Henoko Okinawa	23	17,944	0	0	2	27,516	0	19,334	19.1
Camp Hansen	Marine Corps Active	Onna Okinawa	138	638,360	0	0	165	2,939,130	0	12,627	1,272.4
Camp Kinser	Marine Corps Active	Makiminato Okinawa	160	3,336,022	0	0	119	3,360,290	0	676	1,687.5
Camp Lester	Marine Corps Active	Chatan Okinawa	164	645,831	0	0	75	528,935	0	167	460.3
Camp McTureous	Marine Corps Active	Tengan	7	93,335	0	0	91	735,014	0	94	290.0
Camp Schwab	Marine Corps Active	Henoko Okinawa	120	417,250	0	0	59	1,631,727	0	5,397	720.0
le Jima Aux Airfield	Marine Corps Active	Henoko Okinawa	13	26,201	0	0	5	9,729	0	1,981	22.5
Kin Blue Beach - 6020	Marine Corps Active	Onna Okinawa	0	0	0	0	0	0	0	94	1.5
MCAS Futenma	Marine Corps Active	Futemma Okinawa	224	1,087,793	0	0	53	867,818	0	1,188	822.0
MCAS Iwakuni	Marine Corps Active	Iwakuni	156	642,479	0	0	369	4,840,994	0	7,117	2,347.6
MCB Camp S D Butler ASP	Marine Corps Active	Koza	0	0	0	0	3	21,055	0	491	92.8
Ulibaru	Marine Corps Active	White Beach Nav Inst	0	0	0	0	0	0	0	63	0.0
* OTHER SITE(S) : 6			0	0	0	0	0	0	0	15	0.0
<b>Japan Total:</b>			<b>2,315</b>	<b>10,374,953</b>	<b>0</b>	<b>0</b>	<b>1,435</b>	<b>23,002,965</b>	<b>0</b>	<b>84,427</b>	<b>11,347.1</b>
<b>South Korea</b>											
Camp Mu Juk	Marine Corps Active	Pohang	26	128,783	0	0	31	149,256	0	88	66.4
<b>South Korea Total:</b>			<b>26</b>	<b>128,783</b>	<b>0</b>	<b>0</b>	<b>31</b>	<b>149,256</b>	<b>0</b>	<b>88</b>	<b>66.4</b>
<b>Overseas Total:</b>			<b>2,341</b>	<b>10,503,736</b>	<b>0</b>	<b>0</b>	<b>1,466</b>	<b>23,152,221</b>	<b>0</b>	<b>84,515</b>	<b>11,413.5</b>
<b>Worldwide Totals By Reporting Component:</b>			<b>11,690</b>	<b>119,598,660</b>	<b>97</b>	<b>351,500</b>	<b>14,501</b>	<b>67,378,649</b>	<b>794,333</b>	<b>2,325,624</b>	<b>63,776.8</b>

\* US Locations that do not meet criteria of at least ten (10) Acres AND at least \$10M PRV. US Territories and Non-US Locations that do not meet criteria of at least ten (10) Acres OR at least \$10M PRV.

**DEPARTMENT OF DEFENSE - WHS**  
**Base Structure Report - As of 30 Sept 2013**

SITE	COMPONENT	NAME NEAREST CITY	BUILDINGS						ACRES OWNED	TOTAL ACRES	PRV (\$M)
			OWNED		LEASED		OTHER				
			COUNT	SQFT	COUNT	SQFT	COUNT	SQFT			
<b>Delaware</b>											
* OTHER SITE(S) : 4			0	0	4	12,483	0	0	0	0	3.6
		<b>Delaware Total:</b>	<b>0</b>	<b>0</b>	<b>4</b>	<b>12,483</b>	<b>0</b>	<b>0</b>	<b>0</b>	<b>0</b>	<b>3.6</b>
<b>District of Columbia</b>											
* OTHER SITE(S) : 7			0	0	7	165,732	0	0	0	0	43.4
		<b>District of Columbia Total:</b>	<b>0</b>	<b>0</b>	<b>7</b>	<b>165,732</b>	<b>0</b>	<b>0</b>	<b>0</b>	<b>0</b>	<b>43.4</b>
<b>Illinois</b>											
* OTHER SITE(S) : 1			0	0	1	5,000	0	0	0	0	1.6
		<b>Illinois Total:</b>	<b>0</b>	<b>0</b>	<b>1</b>	<b>5,000</b>	<b>0</b>	<b>0</b>	<b>0</b>	<b>0</b>	<b>1.6</b>
<b>Maryland</b>											
* OTHER SITE(S) : 16			3	6,573	15	500,484	0	0	4	4	70.2
		<b>Maryland Total:</b>	<b>3</b>	<b>6,573</b>	<b>15</b>	<b>500,484</b>	<b>0</b>	<b>0</b>	<b>4</b>	<b>4</b>	<b>70.2</b>
<b>Pennsylvania</b>											
Raven Rock Site	Washington Headquarters Services	Fairfield	68	636,261	0	0	0	0	716	716	235.0
		<b>Pennsylvania Total:</b>	<b>68</b>	<b>636,261</b>	<b>0</b>	<b>0</b>	<b>0</b>	<b>0</b>	<b>716</b>	<b>716</b>	<b>235.0</b>
<b>Virginia</b>											
Pentagon Reservation	Washington Headquarters Services	Pentagon, Arlington	32	6,881,105	0	0	0	0	220	220	4,960.6
* OTHER SITE(S) : 64			0	0	61	5,396,264	0	0	7	7	1,216.4
		<b>Virginia Total:</b>	<b>32</b>	<b>6,881,105</b>	<b>61</b>	<b>5,396,264</b>	<b>0</b>	<b>0</b>	<b>227</b>	<b>227</b>	<b>6,177.1</b>
		<b>US/US Territories Total:</b>	<b>103</b>	<b>7,523,939</b>	<b>88</b>	<b>6,079,963</b>	<b>0</b>	<b>0</b>	<b>948</b>	<b>948</b>	<b>6,530.7</b>
		<b>Worldwide Totals By Reporting Component:</b>	<b>103</b>	<b>7,523,939</b>	<b>88</b>	<b>6,079,963</b>	<b>0</b>	<b>0</b>	<b>948</b>	<b>948</b>	<b>6,530.7</b>

\* US Locations that do not meet criteria of at least ten (10) Acres AND at least \$10M PRV. US Territories and Non-US Locations that do not meet criteria of at least ten (10) Acres OR at least \$10M PRV.

**DEPARTMENT OF DEFENSE**

**Base Structure Report – As of 30 Sept 2013**

**VIII. State/Territories Army National Guard Inventory**



**State/Territories Army National Guard  
Base Structure Report - As of 30 Sept 2013**

SITE	COMPONENT	NAME NEAREST CITY	BUILDINGS				STATE OWNED ACRES	TOTAL ACRES	PRV (\$M)
			STATE OWNED		TOTAL				
			COUNT	SQFT	COUNT	SQFT			
<b>Alabama</b>									
AASF 02 Birmingham	Army Guard	Birmingham	2	90,788	2	90,788	85	85	26.9
AASF 3 Bates Field Mobile	Army Guard	Mobile	4	54,736	4	54,736	0	42	17.6
AFRC Mobile	Army Guard	Mobile	0	0	5	108,248	0	6	21.4
Fort Sequoyah Fort Payne	Army Guard	Fort Payne	9	46,446	9	46,446	20	20	9.4
Fort Whiting Mobile	Army Guard	Mobile	4	155,580	4	155,580	32	32	29.7
MD Birmingham	Army Guard	Birmingham	2	120,793	2	120,793	26	26	22.3
MD Quarles Flowers Decatur	Army Guard	Decatur	5	36,248	5	36,248	12	12	7.6
NG Buntin Parsons Dothan	Army Guard	Dothan	4	36,200	4	36,200	10	10	6.1
NG Charles A Rollo Auburn	Army Guard	Auburn	3	32,145	3	32,145	20	20	6.1
NG Charles P Bailey Athens	Army Guard	Athens	6	36,142	6	36,142	6	6	6.7
NG Clarence F Rhea Gadsden	Army Guard	Gadsden	5	39,761	12	88,403	12	12	17.3
NG Cromwell Pickens Florence	Army Guard	Florence	6	45,615	6	45,615	11	11	7.9
NG Cullman CSMS 2	Army Guard	Cullman	9	113,085	9	113,085	18	18	24.9
NG Ervin A Byrd Citronelle	Army Guard	Citronelle	2	29,148	2	29,148	11	11	5.4
NG Fort Guy French RC Jackson	Army Guard	Jackson	7	27,030	7	27,030	8	8	5.3
NG Frank F Horton Andalusia	Army Guard	Andalusia	4	26,814	4	26,814	5	5	5.9
NG Henry B Graham Birmingham	Army Guard	Birmingham	7	205,870	7	205,870	16	16	42.3
NG I Judson Snead Centreville	Army Guard	Centreville	7	47,743	7	47,743	10	10	5.9
NG Ivan F Smith Clanton	Army Guard	Clanton	4	27,302	4	27,302	6	6	5.3
NG Jackson M Balch Huntsville	Army Guard	Huntsville	6	54,857	6	54,857	8	8	9.7
NG Jasper Readiness Center	Army Guard	Jasper	6	25,435	6	25,435	15	15	5.2
NG JFHQ - SMD	Army Guard	Montgomery	29	531,234	29	531,234	65	65	94.5
NG John H Fomey Jacksonville	Army Guard	Jacksonville	3	30,692	3	30,692	10	10	6.5
NG Julis W Hicks Enterprise	Army Guard	Enterprise	7	39,965	7	39,965	14	14	7.7
NG Lauris D Graves Talladega	Army Guard	Talladega	4	24,002	4	24,002	20	20	5.0
NG Linden	Army Guard	Linden	5	27,897	5	27,897	14	14	5.8
NG MD Haleyville	Army Guard	Haleyville	2	86,477	2	86,477	41	41	15.5
NG Northport	Army Guard	Northport	10	43,463	10	43,463	11	11	9.6
NG Oneonta	Army Guard	Oneonta	4	53,960	4	53,960	10	10	10.5
NG Opelika	Army Guard	Opelika	6	33,057	6	33,057	10	10	6.7
NG R Dewey Piper Tallassee	Army Guard	Tallassee	4	35,573	4	35,573	10	10	6.9
NG R W Shepherd Hope Hull	Army Guard	Hope Hull	9	119,395	10	119,515	62	62	37.4
NG Ralph W Adams Troy	Army Guard	Troy	1	35,440	1	35,440	8	8	6.9
NG Selma Readiness Center/FMS 18	Army Guard	Selma	6	53,900	6	53,900	9	9	10.9

\* All Locations that do not meet criteria of at least five (5) Acres AND at least \$5M PRV.

**State/Territories Army National Guard  
Base Structure Report - As of 30 Sept 2013**

SITE	COMPONENT	NAME NEAREST CITY	BUILDINGS				STATE OWNED ACRES	TOTAL ACRES	PRV (\$M)
			STATE OWNED		TOTAL				
			COUNT	SQFT	COUNT	SQFT			
NG Springville	Army Guard	Springville	4	28,617	4	28,617	6	6	5.3
NG Taylor Hardin Montgomery	Army Guard	Montgomery	3	47,040	3	47,040	11	11	8.1
NG Tom Beville Fayette	Army Guard	Fayette	2	35,345	2	35,345	20	20	6.4
NG Vincent	Army Guard	Vincent	5	31,744	5	31,744	7	7	6.1
NG Wilburn B Fowler Arab	Army Guard	Arab	6	27,546	6	27,546	10	10	5.6
NG William N Griffin Goodwater	Army Guard	Goodwater	6	34,322	6	34,322	10	10	5.4
<b>* OTHER SITE(S) : 55</b>			113	852,254	118	863,221	420	0	190.2
<b>Alabama Total:</b>			<b>331</b>	<b>3,423,661</b>	<b>349</b>	<b>3,591,638</b>	<b>1,099</b>	<b>727</b>	<b>740.1</b>
<b>Alaska</b>									
Anchorage International Airport	Army Guard	Anchorage	1	19,234	1	19,234	10	10	10.7
NG Alcantra Armory Complex	Army Guard	Palmer	6	27,391	6	27,391	360	360	13.7
NG Bethel AAOF	Army Guard	Bethel	2	42,396	2	42,396	11	11	61.4
NG Bethel Arm OMS	Army Guard	Bethel	5	21,057	5	21,057	21,252	21,252	18.5
NG Fairbanks Arm OMS	Army Guard	Fairbanks	2	33,209	2	33,209	5	5	16.8
NG Juneau Armory and FMS	Army Guard	Juneau	2	63,118	2	63,118	10	10	38.8
NG Kenai Armory	Army Guard	Kenai	1	13,210	1	13,210	5	5	7.6
NG Kodiak Armory	Army Guard	Kodiak	2	9,626	2	9,626	64	64	6.1
NG Sitka Armory	Army Guard	Sitka	1	15,305	1	15,305	5	5	9.6
<b>* OTHER SITE(S) : 24</b>			34	147,824	34	147,824	24,206	0	150.8
<b>Alaska Total:</b>			<b>56</b>	<b>392,370</b>	<b>56</b>	<b>392,370</b>	<b>45,928</b>	<b>21,722</b>	<b>334.1</b>
<b>Arizona</b>									
NG Bellemont Armory	Army Guard	Bellemont	4	29,000	4	29,000	15	15	8.3
NG Mesa Armory	Army Guard	Mesa	10	41,742	10	41,742	5	5	8.9
NG Papago Park Military Reservation CSMS	Army Guard	Phoenix	3	96,439	3	96,439	32	32	29.9
NG Picacho Aviation TS	Army Guard	Picacho	2	6,158	2	6,158	320	320	13.1
NG Project Challenge	Army Guard	Queen Creek	8	43,003	8	43,003	5	5	9.4
NG Showlow Armory	Army Guard	Show Low	3	20,693	3	20,693	0	10	5.7
NG Silver Bell Army Heliport	Army Guard	Marana	27	530,858	27	530,858	178	743	161.6
NG Silverlake Armory	Army Guard	Tucson	6	44,074	6	44,074	6	6	11.2
NG Valencia Readiness Center	Army Guard	Tucson	4	47,063	4	47,063	20	20	13.5
NG Yuma Readiness Center	Army Guard	Yuma	2	39,830	2	39,830	0	5	11.8
<b>* OTHER SITE(S) : 15</b>			36	213,258	39	223,149	62	0	53.0
<b>Arizona Total:</b>			<b>105</b>	<b>1,112,118</b>	<b>108</b>	<b>1,122,009</b>	<b>644</b>	<b>1,162</b>	<b>326.3</b>

\* All Locations that do not meet criteria of at least five (5) Acres AND at least \$5M PRV.

**State/Territories Army National Guard  
Base Structure Report - As of 30 Sept 2013**

SITE	COMPONENT	NAME NEAREST CITY	BUILDINGS				STATE OWNED ACRES	TOTAL ACRES	PRV (\$M)
			STATE OWNED		TOTAL				
			COUNT	SQFT	COUNT	SQFT			
<b>Arkansas</b>									
Camp Joseph T Robinson	Army Guard	North Little Rock	286	2,095,997	286	2,095,997	32,868	32,868	555.9
NG Benton	Army Guard	Benton	1	34,000	1	34,000	11	11	7.0
NG Cabot Readiness Center	Army Guard	Cabot	1	35,545	1	35,545	10	10	7.3
NG Camden	Army Guard	Camden	3	33,543	3	33,543	5	5	6.5
NG Fayetteville	Army Guard	Fayetteville	3	31,441	3	31,441	10	10	6.6
NG Little Rock	Army Guard	Little Rock	2	47,806	3	49,406	5	5	9.6
NG Malvern	Army Guard	Malvern	6	29,485	6	29,485	8	8	6.5
NG North Little Rock	Army Guard	North Little Rock	1	41,825	2	43,025	5	5	8.4
NG Russellville	Army Guard	Russellville	4	38,026	4	38,026	13	13	7.5
NG Warren Readiness Center and OMS 5	Army Guard	Warren	5	44,181	5	44,181	27	27	9.5
* OTHER SITE(S) : 54			115	844,815	123	861,939	213	0	160.1
<b>Arkansas Total:</b>			<b>427</b>	<b>3,276,664</b>	<b>437</b>	<b>3,296,588</b>	<b>33,175</b>	<b>32,962</b>	<b>785.0</b>
<b>California</b>									
ITC Camp San Luis Obispo	Army Guard	San Luis Obispo	288	1,117,881	288	1,117,881	5,461	5,461	327.4
NG Azusa Sierra Madre	Army Guard	Azusa	3	89,489	3	89,489	18	18	25.3
NG Bakersfield (Gateway)	Army Guard	Bakersfield	2	50,563	2	50,563	21	21	15.0
NG Barstow	Army Guard	Barstow	3	19,998	3	19,998	5	5	5.7
NG Benicia	Army Guard	Benicia	3	18,369	3	18,369	5	5	5.6
NG Compton Parmalee	Army Guard	Compton	5	25,700	5	25,700	5	5	6.0
NG Fairfield	Army Guard	Fairfield	1	39,063	1	39,063	5	5	11.7
NG Fresno AVCRAD Dakota	Army Guard	Fresno	6	115,784	6	115,784	48	48	39.9
NG Lakeport	Army Guard	Lakeport	1	23,654	1	23,654	7	7	6.8
NG Lancaster	Army Guard	Lancaster	1	56,640	1	56,640	28	28	15.0
NG Long Beach (Redondo)	Army Guard	Long Beach	6	82,498	6	82,498	20	20	24.4
NG Long Beach CSMS Stearns	Army Guard	Long Beach	7	57,182	7	57,182	5	5	21.0
NG Roseville	Army Guard	Roseville	3	40,758	3	40,758	5	5	12.3
NG Sacramento 58th	Army Guard	Sacramento	4	35,899	4	35,899	6	6	11.0
NG Sacramento JFHQ	Army Guard	Sacramento	0	0	1	110,500	8	8	30.4
NG Sacramento Meadowview	Army Guard	Sacramento	2	40,379	2	40,379	9	9	13.3
NG San Diego	Army Guard	San Diego	7	84,918	7	84,918	18	18	22.9
NG San Francisco	Army Guard	San Francisco	4	61,632	4	61,632	8	8	13.1
NG San Jose Hedding	Army Guard	San Jose	3	52,576	3	52,576	6	6	15.1
NG Stockton AASF	Army Guard	Stockton	2	57,631	2	57,631	15	15	34.5

\* All Locations that do not meet criteria of at least five (5) Acres AND at least \$5M PRV.

## State/Territories Army National Guard Base Structure Report - As of 30 Sept 2013

SITE	COMPONENT	NAME NEAREST CITY	BUILDINGS				STATE OWNED ACRES	TOTAL ACRES	PRV (\$M)
			STATE OWNED		TOTAL				
			COUNT	SQFT	COUNT	SQFT			
NG Stockton Armory	Army Guard	Stockton	2	50,340	2	50,340	10	10	13.1
NG Stockton FMS/CSMS	Army Guard	Stockton	7	47,883	7	47,883	28	28	19.5
NG Ventura	Army Guard	Ventura	2	23,847	2	23,847	5	5	6.2
<b>* OTHER SITE(S) : 98</b>			191	1,425,746	201	1,488,253	375	0	413.7
<b>California Total:</b>			<b>553</b>	<b>3,618,430</b>	<b>564</b>	<b>3,791,437</b>	<b>6,122</b>	<b>5,747</b>	<b>1,109.0</b>
<b>Colorado</b>									
Alamosa	Army Guard	Alamosa	1	27,153	1	27,153	21	21	5.8
Fort Lupton	Army Guard	Fort Lupton	4	36,320	4	36,320	25	25	9.2
NG Aurora	Army Guard	Aurora	2	47,115	2	47,115	0	6	10.9
NG Boulder	Army Guard	Boulder	4	22,752	4	22,752	9	9	5.4
NG Centennial	Army Guard	Centennial	9	93,320	9	93,320	8	8	22.7
NG Denver 1	Army Guard	Denver	4	75,680	4	75,680	0	10	17.9
NG Golden	Army Guard	Golden	6	57,182	6	57,182	5	5	7.6
NG Grand Junction-DHS	Army Guard	Grand Junction	2	54,629	2	54,629	0	18	15.6
NG Gypsum (HAATS)	Army Guard	Gypsum	2	109,893	3	111,333	0	27	29.5
NG Montrose	Army Guard	Montrose	1	25,010	1	25,010	26	26	5.8
Windsor	Army Guard	Windsor	1	30,706	1	30,706	17	17	8.1
<b>* OTHER SITE(S) : 23</b>			21	214,849	32	275,113	42	0	61.5
<b>Colorado Total:</b>			<b>57</b>	<b>794,609</b>	<b>69</b>	<b>856,313</b>	<b>153</b>	<b>172</b>	<b>200.1</b>
<b>Connecticut</b>									
NG AVCRAD Groton	Army Guard	Groton	15	185,268	15	185,268	24	24	54.7
NG Camp Hartell	Army Guard	Windsor Locks	35	128,486	35	128,486	59	59	53.3
NG Camp Rell	Army Guard	Niantic	46	303,081	46	303,081	82	82	91.2
NG East Haven Rifle Range	Army Guard	East Haven	9	4,711	9	4,711	121	121	6.4
NG Enfield Armory	Army Guard	Enfield	1	17,966	1	17,966	9	9	5.1
NG Hartford Armory OMS 8A	Army Guard	Hartford	4	208,878	4	208,878	6	6	58.4
NG New Britain Armory	Army Guard	New Britain	1	26,995	1	26,995	8	8	6.9
NG New London Armory	Army Guard	New London	1	38,175	1	38,175	8	8	10.5
NG Norwalk Armory	Army Guard	Norwalk	2	31,966	2	31,966	11	11	9.7
NG Norwich Armory OMS 10	Army Guard	Norwich	4	41,650	4	41,650	11	11	11.3
NG Southington Armory OMS 2	Army Guard	Southington	5	42,245	5	42,245	10	10	11.5
NG Stratford Armory OMS 9	Army Guard	Stratford	2	46,114	2	46,114	10	10	11.5
Stones Ranch Military Reservation	Army Guard	East Lyme	25	124,111	25	124,111	1,862	1,862	58.1

\* All Locations that do not meet criteria of at least five (5) Acres AND at least \$5M PRV.

**State/Territories Army National Guard  
Base Structure Report - As of 30 Sept 2013**

SITE	COMPONENT	NAME NEAREST CITY	BUILDINGS				STATE OWNED ACRES	TOTAL ACRES	PRV (\$M)
			STATE OWNED		TOTAL				
			COUNT	SQFT	COUNT	SQFT			
* OTHER SITE(S) : 7			15	166,633	16	168,533	98	0	49.2
<b>Connecticut Total:</b>			<b>165</b>	<b>1,366,279</b>	<b>166</b>	<b>1,368,179</b>	<b>2,319</b>	<b>2,222</b>	<b>437.9</b>
<b>Delaware</b>									
NG 1401 Armory	Army Guard	Wilmington	2	48,253	2	48,253	7	7	11.7
NG Bethany Beach TS	Army Guard	Bethany Beach	71	104,197	71	104,197	105	105	28.1
NG Dagsboro	Army Guard	Dagsboro	6	44,103	6	44,103	9	9	11.1
NG Duncan Armory AASF	Army Guard	New Castle	6	149,847	6	149,847	13	13	65.5
NG Gov Bacon Health Ctr	Army Guard	Delaware City	2	26,158	2	26,158	6	6	6.3
NG Smyrna Readiness Center	Army Guard	Smyrna	2	54,389	2	54,389	14	14	13.8
NG Wilmington	Army Guard	Wilmington	2	79,404	2	79,404	15	15	19.1
* OTHER SITE(S) : 6			16	97,909	16	97,909	38	0	23.8
<b>Delaware Total:</b>			<b>107</b>	<b>604,260</b>	<b>107</b>	<b>604,260</b>	<b>207</b>	<b>169</b>	<b>179.4</b>
<b>District of Columbia</b>									
NG D.C. Armory	Army Guard	Washington, DC	5	588,613	5	588,613	10	10	130.0
<b>District of Columbia Total:</b>			<b>5</b>	<b>588,613</b>	<b>5</b>	<b>588,613</b>	<b>10</b>	<b>10</b>	<b>130.0</b>
<b>Florida</b>									
MTC Camp Blanding	Army Guard	Starke	584	1,967,928	584	1,967,928	78,482	78,482	807.9
NG Bonifay Readiness Center	Army Guard	Bonifay	12	24,097	12	24,097	7	7	5.9
NG Bradenton Readiness Center	Army Guard	Bradenton	8	50,623	8	50,623	7	7	9.3
NG Brooksville RC, AASF 2, C23	Army Guard	Spring Hill	9	108,526	9	108,526	19	19	27.2
NG Crystal River Readiness Center	Army Guard	Crystal River	7	32,296	7	32,296	18	18	8.5
NG Fort Lauderdale Readiness Center	Army Guard	Fort Lauderdale	6	27,944	6	27,944	6	6	7.7
NG Fort Pierce Readiness Center	Army Guard	Ft Pierce	3	31,934	3	31,934	5	5	6.3
NG Haines City Readiness Center	Army Guard	Haines City	8	35,444	8	35,444	8	8	8.7
NG Jacksonville, Cecil Field AASF 1	Army Guard	Jacksonville	14	224,859	14	224,859	7	7	69.7
NG Jacksonville, Snyder RC	Army Guard	Jacksonville	6	39,904	7	43,627	25	25	10.6
NG Lake City Readiness Center	Army Guard	Lake City	6	22,487	6	22,487	7	7	5.6
NG Lake Wales Readiness Center	Army Guard	Lake Wales	4	23,634	4	23,634	7	7	5.5
NG Lakeland Readiness Center	Army Guard	Lakeland	4	28,400	4	28,400	10	10	6.5
NG Miami Readiness Center	Army Guard	Miami-Dade	6	39,631	6	39,631	6	6	9.9
NG Ocala Readiness Center	Army Guard	Ocala	4	23,259	4	23,259	10	10	5.5
NG Orlando Readiness Center	Army Guard	Orlando	5	33,142	5	33,142	5	5	7.6
NG Palmetto Readiness Center	Army Guard	Palmetto	4	33,174	4	33,174	5	5	6.6

\* All Locations that do not meet criteria of at least five (5) Acres AND at least \$5M PRV.

## State/Territories Army National Guard Base Structure Report - As of 30 Sept 2013

SITE	COMPONENT	NAME NEAREST CITY	BUILDINGS				STATE OWNED ACRES	TOTAL ACRES	PRV (\$M)
			STATE OWNED		TOTAL				
			COUNT	SQFT	COUNT	SQFT			
NG Panama City Readiness Center	Army Guard	Panama City	3	30,619	3	30,619	5	5	6.2
NG Pensacola (Ellyson Field)	Army Guard	Pensacola	7	47,550	7	47,550	0	11	10.8
NG Plant City Readiness Center	Army Guard	Plant City	7	29,117	7	29,117	13	13	7.9
NG Quincy Readiness Center	Army Guard	Quincy	3	29,684	3	29,684	15	15	6.8
NG St Augustine, Ensslin Readiness Center	Army Guard	St. Augustine	4	90,197	4	90,197	18	18	19.7
NG St Augustine, St Francis Barracks	Army Guard	St. Augustine	20	82,807	20	82,807	7	7	15.4
NG St Petersburg Readiness Center	Army Guard	St. Petersburg	7	34,375	7	34,375	6	6	8.5
NG Starke Readiness Center	Army Guard	Starke	3	28,179	3	28,179	12	12	6.6
NG Tallahassee Readiness Center	Army Guard	Tallahassee	7	40,916	7	40,916	19	19	10.3
NG Tampa Readiness Center	Army Guard	Tampa	6	88,699	6	88,699	10	10	24.5
NG Wauchula Readiness Center	Army Guard	Wauchula	2	27,395	2	27,395	9	9	5.8
NG West Palm Beach, Calloway, FMS 15	Army Guard	West Palm Beach	5	66,120	5	66,120	19	19	15.7
<b>* OTHER SITE(S) : 37</b>			<b>71</b>	<b>403,874</b>	<b>82</b>	<b>466,823</b>	<b>8,887</b>	<b>0</b>	<b>105.1</b>
<b>Florida Total:</b>			<b>835</b>	<b>3,746,814</b>	<b>847</b>	<b>3,813,486</b>	<b>87,652</b>	<b>78,777</b>	<b>1,252.2</b>
<b>Georgia</b>									
Cumming	Army Guard	Cumming	3	107,007	3	107,007	14	14	23.0
NG Atlanta - Confederate Ave	Army Guard	Atlanta	15	228,650	15	228,650	74	74	49.2
NG Augusta	Army Guard	Augusta	6	51,252	6	51,252	12	12	10.2
NG Barnesville	Army Guard	Barnesville	1	77,158	1	77,158	26	26	14.0
NG Brunswick	Army Guard	Brunswick	6	32,008	6	32,008	7	7	7.2
NG Calhoun	Army Guard	Calhoun	9	25,083	9	25,083	43	43	5.6
NG Columbus	Army Guard	Columbus	6	43,940	6	43,940	7	7	9.4
NG Decatur	Army Guard	Decatur	5	27,003	5	27,003	6	6	5.5
NG Dublin	Army Guard	Dublin	5	29,331	5	29,331	10	10	6.5
NG Henry D Russell Armory	Army Guard	Macon	5	29,744	5	29,744	6	6	5.7
NG Hinesville	Army Guard	Hinesville	4	21,537	4	21,537	7	7	5.1
NG Kennesaw	Army Guard	Kennesaw	6	41,185	6	41,185	14	14	8.4
NG Macon RTI	Army Guard	Macon	16	54,879	16	54,879	30	30	10.7
NG Metter	Army Guard	Metter	4	27,647	4	27,647	12	12	5.6
NG Oglethorpe Armory	Army Guard	Ellenwood	2	88,981	2	88,981	32	32	18.3
NG Savannah	Army Guard	Savannah	8	78,627	8	78,627	27	27	15.5
NG Washington	Army Guard	Washington	8	26,124	8	26,124	5	5	5.9
NG Winder Brw Arpt	Army Guard	Winder	8	56,091	8	56,091	33	34	11.4
NG Winder-Downtown	Army Guard	Winder	5	38,605	5	38,605	7	7	7.1

\* All Locations that do not meet criteria of at least five (5) Acres AND at least \$5M PRV.

**State/Territories Army National Guard  
Base Structure Report - As of 30 Sept 2013**

SITE	COMPONENT	NAME NEAREST CITY	BUILDINGS				STATE OWNED ACRES	TOTAL ACRES	PRV (\$M)
			STATE OWNED		TOTAL				
			COUNT	SQFT	COUNT	SQFT			
<b>* OTHER SITE(S) : 60</b>			163	753,293	176	772,768	512	0	149.0
<b>Georgia Total:</b>			<b>285</b>	<b>1,838,145</b>	<b>298</b>	<b>1,857,620</b>	<b>882</b>	<b>371</b>	<b>373.3</b>
<b>Hawaii</b>									
NG Fort Ruger	Army Guard	Honolulu	28	196,870	28	196,870	337	337	85.7
NG Hilo AASF 2	Army Guard	Hilo	4	41,859	4	41,859	20	20	28.5
NG Pu'Unene	Army Guard	Kihei	3	30,964	3	30,964	30	30	17.2
NG TS Keaukaha Mil Res	Army Guard	Hilo	35	261,638	35	261,638	509	509	148.3
NG TS Ukumehame Range	Army Guard	Lahaina	0	0	0	0	39	39	5.5
<b>* OTHER SITE(S) : 9</b>			23	211,686	24	212,814	94	0	81.6
<b>Hawaii Total:</b>			<b>93</b>	<b>743,017</b>	<b>94</b>	<b>744,145</b>	<b>1,029</b>	<b>935</b>	<b>366.7</b>
<b>Idaho</b>									
NG GF Bennett Building (600)	Army Guard	Boise	1	47,916	1	47,916	0	6	10.5
NG Lewiston Armory FMS 1	Army Guard	Lewiston	4	23,772	4	23,772	8	8	6.3
NG Orchard Mates Boise	Army Guard	Boise	17	159,003	17	159,003	98	178	62.5
NG Pocatello Armory FMS 5	Army Guard	Pocatello	6	38,241	6	38,241	11	11	10.0
NG Post Falls Armory FMS S1	Army Guard	Post Falls	4	46,190	4	46,190	8	8	11.9
Orchard Range TS Boise	Army Guard	Boise	59	62,862	89	91,889	0	138,551	183.6
<b>* OTHER SITE(S) : 40</b>			71	357,948	77	363,642	43,310	0	79.7
<b>Idaho Total:</b>			<b>162</b>	<b>735,932</b>	<b>198</b>	<b>770,653</b>	<b>43,435</b>	<b>138,762</b>	<b>364.5</b>
<b>Illinois</b>									
Marseilles (MTA Training Area)	Army Guard	Marseilles	35	206,694	35	206,694	2,814	2,814	87.0
NG Bartonville (Peoria JMD)	Army Guard	Peoria	3	111,543	3	111,543	27	27	30.2
NG Beardstown Armory	Army Guard	Beardstown	2	22,337	2	22,337	9	9	5.4
NG Bloomington Armory FMS 16	Army Guard	Bloomington	3	54,493	3	54,493	11	11	14.2
NG Chicago (Calumet Ave Armory)	Army Guard	Chicago	1	145,152	1	145,152	5	5	32.8
NG Chicago, Jones Armory FMS 14	Army Guard	Chicago	1	294,720	1	294,720	6	6	68.8
NG Crestwood Armory FMS 02	Army Guard	Robbins	1	115,590	1	115,590	18	18	35.3
NG Danville Armory	Army Guard	Danville	1	24,500	1	24,500	10	10	6.9
NG Decatur AASF 1	Army Guard	Decatur	6	56,731	6	56,731	10	10	23.5
NG Decatur Armory FMS 04	Army Guard	Decatur	3	49,757	3	49,757	12	12	15.3
NG East St Louis Armory FMS 15	Army Guard	Centreville	4	63,856	4	63,856	8	8	16.0
NG Galva Armory	Army Guard	Galva	1	32,864	1	32,864	6	6	9.1

\* All Locations that do not meet criteria of at least five (5) Acres AND at least \$5M PRV.

## State/Territories Army National Guard Base Structure Report - As of 30 Sept 2013

SITE	COMPONENT	NAME NEAREST CITY	BUILDINGS				STATE OWNED ACRES	TOTAL ACRES	PRV (\$M)
			STATE OWNED		TOTAL				
			COUNT	SQFT	COUNT	SQFT			
NG Joliet Armory FMS 12	Army Guard	Joliet	3	51,418	3	51,418	5	5	15.0
NG Kankakee (Cpt Stefanich JMD)	Army Guard	Kankakee	2	41,188	2	41,188	11	11	11.5
NG Machesney Park Armory FMS 13	Army Guard	Machesney Park	3	53,386	3	53,386	12	12	15.6
NG Macomb Armory FMS 19A	Army Guard	Macomb	3	56,077	3	56,077	7	7	15.1
NG Marion Armory FMS 18	Army Guard	Marion	3	46,431	3	46,431	11	11	13.6
NG Mattoon Armory FMS 5	Army Guard	Mattoon	3	46,947	3	46,947	7	7	15.0
NG Mt Vernon Armed Forces Reserve Center	Army Guard	Mt Vernon	2	85,387	2	85,387	23	23	25.5
NG North Riverside Armory	Army Guard	Riverside	3	88,163	3	88,163	10	10	24.5
NG Pontiac Armory	Army Guard	Pontiac	1	32,825	1	32,825	5	5	8.6
NG Quad Cities Armory FMS 19	Army Guard	Milan	4	70,967	4	70,967	25	25	17.0
NG Quincy (Gen Grimmer) FMS 20	Army Guard	Quincy	5	35,426	5	35,426	6	6	11.3
NG Shiloh Readiness Center	Army Guard	O Fallon	2	35,448	2	35,448	15	15	10.9
NG Sparta Armory	Army Guard	Sparta	6	44,193	6	44,193	2,653	2,653	17.4
NG Springfield (TS Camp Lincoln)	Army Guard	Springfield	39	500,405	39	500,405	160	160	140.2
NG Urbana Armory FMS 17	Army Guard	Urbana	7	122,889	7	122,889	22	22	30.7
NG West Frankfort Armory	Army Guard	West Frankfort	1	23,148	1	23,148	5	5	5.7
NG Woodstock Armory	Army Guard	Woodstock	3	24,208	3	24,208	13	13	6.7
<b>* OTHER SITE(S) : 22</b>			<b>37</b>	<b>1,048,522</b>	<b>37</b>	<b>1,048,522</b>	<b>65</b>	<b>0</b>	<b>279.8</b>
<b>Illinois Total:</b>			<b>188</b>	<b>3,585,265</b>	<b>188</b>	<b>3,585,265</b>	<b>5,992</b>	<b>5,927</b>	<b>1,008.6</b>
<b>Indiana</b>									
Johnson County Armory	Army Guard	Franklin	2	163,171	2	163,171	40	40	37.4
Knightstown	Army Guard	Knightstown	8	253,015	8	253,015	387	387	48.8
NG Bedford	Army Guard	Bedford	4	30,101	4	30,101	5	5	8.4
NG Elkhart	Army Guard	Elkhart	10	44,186	10	44,186	8	8	10.6
NG Evansville (1998)	Army Guard	Evansville	3	83,799	3	83,799	20	20	18.5
NG Fort Wayne	Army Guard	Fort Wayne	4	56,833	4	56,833	21	21	12.5
NG Gary	Army Guard	Gary	6	62,460	6	62,460	15	15	13.8
NG Indianapolis 38 ID	Army Guard	Indianapolis	3	96,640	3	96,640	68	68	22.4
NG Indianapolis CSMS 1	Army Guard	Indianapolis	6	115,305	6	115,305	12	12	32.0
NG Jasper	Army Guard	Jasper	4	31,208	4	31,208	6	6	7.2
NG La Porte	Army Guard	La Porte	4	28,673	4	28,673	9	9	5.1
NG Lafayette	Army Guard	Lafayette	2	144,885	3	146,485	16	16	33.1
NG Logansport	Army Guard	Logansport	5	22,634	5	22,634	8	8	5.3
NG Muncie	Army Guard	Muncie	3	31,888	4	35,088	16	16	7.9

\* All Locations that do not meet criteria of at least five (5) Acres AND at least \$5M PRV.



## State/Territories Army National Guard Base Structure Report - As of 30 Sept 2013

SITE	COMPONENT	NAME NEAREST CITY	BUILDINGS				STATE OWNED ACRES	TOTAL ACRES	PRV (\$M)
			STATE OWNED		TOTAL				
			COUNT	SQFT	COUNT	SQFT			
NG New Albany	Army Guard	New Albany	3	29,737	3	29,737	9	9	6.8
NG Richmond	Army Guard	Richmond	3	22,620	3	22,620	8	8	5.5
NG Shelbyville	Army Guard	Shelbyville	4	83,709	4	83,709	58	58	24.6
NG South Bend	Army Guard	South Bend	3	67,147	3	67,147	16	16	16.0
NG Stout Field Indianapolis	Army Guard	Indianapolis	21	456,631	21	456,631	18	18	80.3
NG Terre Haute	Army Guard	Terre Haute	2	30,996	2	30,996	6	6	6.4
<b>* OTHER SITE(S) : 51</b>			<b>84</b>	<b>927,681</b>	<b>89</b>	<b>973,574</b>	<b>336</b>	<b>0</b>	<b>231.6</b>
<b>Indiana Total:</b>			<b>184</b>	<b>2,783,319</b>	<b>191</b>	<b>2,834,012</b>	<b>1,080</b>	<b>744</b>	<b>634.2</b>
<b>Iowa</b>									
NG Algona	Army Guard	Algona	4	29,237	4	29,237	12	12	6.3
NG Boone	Army Guard	Boone	9	151,189	9	151,189	22	28	71.0
NG Cedar Rapids Armory	Army Guard	Cedar Rapids	2	174,182	2	174,182	0	22	45.3
NG Centerville	Army Guard	Centerville	4	33,208	4	33,208	8	8	5.8
NG Clinton	Army Guard	Clinton	6	37,852	6	37,852	5	5	8.8
NG Council Bluffs	Army Guard	Council Bluffs	5	62,934	5	62,934	41	41	13.2
NG Davenport AASF	Army Guard	Davenport	11	102,509	11	102,509	13	17	24.6
NG Davenport OMS	Army Guard	Davenport	5	23,438	5	23,438	12	12	5.2
NG Dubuque	Army Guard	Dubuque	5	69,649	5	69,649	22	22	14.7
NG Fairfield Armory	Army Guard	Fairfield	3	50,689	3	50,689	5	5	9.6
NG Fairfield OMS	Army Guard	Fairfield	1	19,421	1	19,421	5	5	6.1
NG Fort Dodge	Army Guard	Fort Dodge	4	67,610	4	67,610	7	8	15.4
NG Iowa City Melrose	Army Guard	Iowa City	1	94,709	1	94,709	25	25	20.6
NG Knoxville	Army Guard	Knoxville	3	27,073	3	27,073	6	6	6.6
NG Le Mars	Army Guard	Le Mars	4	28,170	4	28,170	6	6	5.9
NG Mason City	Army Guard	Mason City	6	56,910	6	56,910	13	13	10.4
NG Mount Pleasant	Army Guard	Mt Pleasant	4	36,654	4	36,654	6	6	6.2
NG Oskaloosa	Army Guard	Oskaloosa	3	36,026	3	36,026	11	11	6.5
NG Ottumwa	Army Guard	Ottumwa	4	36,740	4	36,740	5	5	5.7
NG Red Oak	Army Guard	Red Oak	5	34,548	5	34,548	5	5	5.9
NG Sheldon	Army Guard	Sheldon	5	35,575	5	35,575	6	6	6.1
NG Sioux City	Army Guard	Sioux City	6	61,751	6	61,751	11	11	12.2
NG Spencer	Army Guard	Spencer	3	24,560	3	24,560	5	5	5.3
NG Storm Lake	Army Guard	Storm Lake	6	30,411	6	30,411	6	6	6.9
NG Waterloo Airport	Army Guard	Waterloo	6	53,148	6	53,148	5	7	13.1

\* All Locations that do not meet criteria of at least five (5) Acres AND at least \$5M PRV.

**State/Territories Army National Guard  
Base Structure Report - As of 30 Sept 2013**

SITE	COMPONENT	NAME NEAREST CITY	BUILDINGS				STATE OWNED ACRES	TOTAL ACRES	PRV (\$M)
			STATE OWNED		TOTAL				
			COUNT	SQFT	COUNT	SQFT			
NG Waterloo Big Rock	Army Guard	Waterloo	5	108,520	5	108,520	0	33	27.9
<b>* OTHER SITE(S) : 18</b>			<b>43</b>	<b>388,465</b>	<b>45</b>	<b>392,405</b>	<b>111</b>	<b>0</b>	<b>76.9</b>
<b>Iowa Total:</b>			<b>163</b>	<b>1,875,178</b>	<b>165</b>	<b>1,879,118</b>	<b>372</b>	<b>331</b>	<b>442.3</b>
<b>Kansas</b>									
JFHQ Kansas	Army Guard	Topeka	31	273,340	31	273,340	79	79	52.6
NG Coffeyville Armory (New)	Army Guard	Coffeyville	0	0	2	25,941	0	10	10.2
NG Junction City Armory	Army Guard	Junction City	3	23,421	3	23,421	5	5	5.7
NG Kansas City Armory	Army Guard	Kansas City	5	97,110	5	97,110	5	20	20.5
NG Lenexa Armory	Army Guard	Lenexa	3	37,958	3	37,958	9	9	7.8
NG Manhattan Readiness Center	Army Guard	Manhattan	3	78,375	3	78,375	10	10	16.6
NG Olathe Armory	Army Guard	Olathe	1	32,542	1	32,542	5	5	7.4
NG Pittsburg Readiness Center	Army Guard	Pittsburg	2	85,218	2	85,218	15	15	17.0
NG Salina KS Training Center	Army Guard	Salina	17	320,685	21	439,347	53	103	107.0
NG Wichita South Armory	Army Guard	Wichita	5	27,345	5	27,345	6	6	5.5
<b>* OTHER SITE(S) : 34</b>			<b>53</b>	<b>532,316</b>	<b>58</b>	<b>536,250</b>	<b>81</b>	<b>0</b>	<b>122.1</b>
<b>Kansas Total:</b>			<b>123</b>	<b>1,508,310</b>	<b>134</b>	<b>1,656,847</b>	<b>269</b>	<b>263</b>	<b>372.5</b>
<b>Kentucky</b>									
Burlington Readiness Center	Army Guard	Burlington	2	82,665	2	82,665	34	34	21.1
MD Paducah (New)	Army Guard	West Paducah	4	76,663	4	76,663	21	21	19.2
NG Bowling Green Reserve Center	Army Guard	Bowling Green	3	34,795	3	34,795	7	7	6.6
NG Buechel Armory	Army Guard	Louisville	6	35,510	6	35,510	10	10	7.0
NG Frankfort Boone NG Center	Army Guard	Frankfort	45	386,094	45	386,094	380	380	88.0
NG Lexington Armory	Army Guard	Lexington	7	43,284	7	43,284	18	18	9.3
NG London JSO	Army Guard	London	2	65,888	2	65,888	18	18	24.4
NG Louisville Armory	Army Guard	Louisville	8	59,458	8	59,458	10	10	11.9
NG Morehead Readiness Center	Army Guard	Morehead	2	33,659	2	33,659	10	10	7.5
NG Richmond Armory	Army Guard	Richmond	4	31,349	4	31,349	5	5	6.5
Owensboro Readiness Center	Army Guard	Owensboro	2	60,151	2	60,151	21	21	13.2
W.H. Ford Regional Training Ctr	Army Guard	Greenville	71	518,751	71	518,751	11,348	11,348	162.6
<b>* OTHER SITE(S) : 53</b>			<b>128</b>	<b>925,903</b>	<b>132</b>	<b>943,579</b>	<b>756</b>	<b>0</b>	<b>198.2</b>
<b>Kentucky Total:</b>			<b>284</b>	<b>2,354,170</b>	<b>288</b>	<b>2,371,846</b>	<b>12,637</b>	<b>11,881</b>	<b>575.4</b>

\* All Locations that do not meet criteria of at least five (5) Acres AND at least \$5M PRV.

**State/Territories Army National Guard  
Base Structure Report - As of 30 Sept 2013**

SITE	COMPONENT	NAME NEAREST CITY	BUILDINGS				STATE OWNED ACRES	TOTAL ACRES	PRV (\$M)
			STATE OWNED		TOTAL				
			COUNT	SQFT	COUNT	SQFT			
<b>Louisiana</b>									
Baton Rouge LSU South Campus	Army Guard	Baton Rouge	4	169,179	4	169,179	51	51	56.2
Bogalusa RC - Hwy 10	Army Guard	Bogalusa	6	54,074	6	54,074	13	13	12.0
Camp Minden TS	Army Guard	Minden	553	2,357,725	553	2,357,725	15,253	15,253	500.8
NG Abbeville	Army Guard	Abbeville	10	28,172	10	28,172	6	6	6.4
NG Alexandria	Army Guard	Alexandria	4	45,871	4	45,871	5	5	8.9
NG Beauregard Training Range	Army Guard	Pineville	66	49,862	66	49,862	12,888	12,888	39.8
NG Bossier City	Army Guard	Bossier City	11	38,529	11	38,529	10	10	7.3
NG Breaux Bridge	Army Guard	Breaux Bridge	4	25,956	4	25,956	6	6	5.2
NG Camp Cook	Army Guard	Ball	29	116,534	29	116,534	38	38	23.7
NG Camp Villere	Army Guard	Slidell	63	244,705	63	244,705	1,707	1,707	61.9
NG Carville Gillis Long Center	Army Guard	Carville	112	826,011	112	826,011	379	379	169.4
NG Covington	Army Guard	Covington	4	37,079	4	37,079	6	6	8.6
NG Esler Field	Army Guard	Pineville	31	571,075	31	571,075	0	1,991	194.2
NG Hammond Airport	Army Guard	Hammond	12	316,079	12	316,079	0	173	136.1
NG Jackson Barracks	Army Guard	New Orleans	84	642,654	84	642,654	113	113	124.2
NG Jena Armory	Army Guard	Jena	7	30,379	7	30,379	13	13	7.6
NG Lafayette	Army Guard	Lafayette	11	61,420	11	61,420	6	6	13.2
NG Marrero	Army Guard	Marrero	2	48,208	2	48,208	0	8	9.2
NG Monroe	Army Guard	Monroe	6	44,076	6	44,076	10	10	9.7
NG Napoleonville	Army Guard	Napoleonville	3	25,322	3	25,322	5	5	5.4
NG Opelousas	Army Guard	Opelousas	4	27,680	4	27,680	6	6	5.5
NG Reserve	Army Guard	Reserve	3	37,232	3	37,232	0	5	9.9
NG Ruston	Army Guard	Ruston	6	105,094	6	105,094	16	16	20.9
NG Shreveport	Army Guard	Shreveport	10	61,011	10	61,011	6	6	11.1
SMR Camp Beauregard	Army Guard	Pineville	244	943,309	244	943,309	728	728	193.5
* OTHER SITE(S) : 43			134	695,640	138	700,138	190	0	139.6
<b>Louisiana Total:</b>			<b>1,423</b>	<b>7,602,876</b>	<b>1,427</b>	<b>7,607,374</b>	<b>31,454</b>	<b>33,441</b>	<b>1,780.2</b>

**Maine**

NG Augusta Armory	Army Guard	Augusta	1	66,443	1	66,443	5	5	16.0
NG Belfast Armory	Army Guard	Belfast	4	25,055	4	25,055	27	27	6.6
NG Brewer Armory	Army Guard	Brewer	2	29,870	2	29,870	6	6	7.2
NG Camp Keyes TS	Army Guard	Augusta	38	268,884	38	268,884	38	38	57.6
NG Deepwoods TS	Army Guard	Old Town	0	0	0	0	0	358,800	5.5

\* All Locations that do not meet criteria of at least five (5) Acres AND at least \$5M PRV.

## State/Territories Army National Guard Base Structure Report - As of 30 Sept 2013

SITE	COMPONENT	NAME NEAREST CITY	BUILDINGS				STATE OWNED ACRES	TOTAL ACRES	PRV (\$M)
			STATE OWNED		TOTAL				
			COUNT	SQFT	COUNT	SQFT			
NG Gardiner TS	Army Guard	Gardiner	5	3,347	5	3,347	115	115	5.4
NG Hollis Plains TS	Army Guard	Hollis Center	1	544	1	544	425	425	10.4
NG Houlton Armory	Army Guard	Houlton	3	21,588	3	21,588	5	5	5.2
NG Lewiston MD	Army Guard	Lewiston	8	36,922	8	36,922	6	6	9.3
NG Norway Armory	Army Guard	Norway	3	35,515	3	35,515	5	5	8.4
NG Portland Armory FMS	Army Guard	Portland	11	77,035	11	77,035	9	9	20.8
NG Skowhegan Armory	Army Guard	Skowhegan	3	29,380	3	29,380	7	7	7.3
NG Solman State Armory	Army Guard	Caribou	4	62,497	4	62,497	7	7	13.3
NG Waterville Armory	Army Guard	Waterville	6	43,677	6	43,677	5	5	10.3
NG WMD Readiness Center	Army Guard	Waterville	1	16,650	1	16,650	6	6	5.1
<b>* OTHER SITE(S) : 13</b>			<b>30</b>	<b>124,850</b>	<b>35</b>	<b>134,195</b>	<b>318</b>	<b>0</b>	<b>36.8</b>
<b>Maine Total:</b>			<b>120</b>	<b>842,257</b>	<b>125</b>	<b>851,602</b>	<b>985</b>	<b>359,467</b>	<b>225.3</b>
<b><u>Maryland</u></b>									
NG BG (MD) Louis G. Smith	Army Guard	Easton	1	22,154	1	22,154	12	12	5.5
NG BG (MD) Randolph Millholland	Army Guard	Hagerstown	2	37,909	2	37,909	25	25	9.3
NG BG Thomas B Baker TS	Army Guard	Hancock	26	19,147	26	19,147	1,140	2,280	5.5
NG BG Thomas B. Baker	Army Guard	Ellicott City	3	24,428	3	24,428	6	6	5.5
NG Cong Steny Hoyer Armory	Army Guard	Cheltenham	3	35,471	3	35,471	14	14	9.9
NG Cpt Michael Cresap	Army Guard	Frederick	2	21,116	2	21,116	18	18	5.2
NG Cpt Thomas Price	Army Guard	Cumberland	1	24,652	1	24,652	9	9	6.2
NG CSM Blair Lee Crockett	Army Guard	Salisbury	4	44,862	4	44,862	11	11	11.7
NG CSM Jerome M. Grollman	Army Guard	Dundalk	5	56,488	5	56,488	8	8	15.7
NG CW4 Melvin Sherr	Army Guard	Parkville	2	39,279	2	39,279	16	16	8.8
NG Havre de Grace Military Reservation	Army Guard	Havre De Grace	41	242,579	41	242,579	76	76	51.1
NG LTC (MD) E. Leslie Medford	Army Guard	Annapolis	1	41,473	1	41,473	6	6	10.5
NG MG (Brevet) John R. Kenly	Army Guard	Greenbelt	2	24,920	2	24,920	8	8	6.5
NG MG George M. Gelston	Army Guard	Silver Spring	2	24,078	2	24,078	14	14	6.9
NG MG Harry C. Ruhl	Army Guard	Towson	1	71,699	1	71,699	7	7	17.6
NG MG William J. Witte Armory	Army Guard	Catonsville	1	29,127	1	29,127	8	8	7.3
NG MTA Camp Fretterd	Army Guard	Reisterstown	62	396,298	62	396,298	587	587	97.8
NG MTA Gunpowder Military Reserva	Army Guard	Glen Arm	19	46,531	19	46,531	253	253	18.6
NG Pikesville Mil Res	Army Guard	Pikesville	5	152,380	5	152,380	15	15	41.3
<b>* OTHER SITE(S) : 10</b>			<b>9</b>	<b>485,936</b>	<b>9</b>	<b>485,936</b>	<b>65</b>	<b>0</b>	<b>103.3</b>
<b>Maryland Total:</b>			<b>192</b>	<b>1,840,527</b>	<b>192</b>	<b>1,840,527</b>	<b>2,297</b>	<b>3,373</b>	<b>444.0</b>

\* All Locations that do not meet criteria of at least five (5) Acres AND at least \$5M PRV.

**State/Territories Army National Guard  
Base Structure Report - As of 30 Sept 2013**

SITE	COMPONENT	NAME NEAREST CITY	BUILDINGS				STATE OWNED ACRES	TOTAL ACRES	PRV (\$M)
			STATE OWNED		TOTAL				
			COUNT	SQFT	COUNT	SQFT			
<b>Massachusetts</b>									
NG Ayer/Devens	Army Guard	Ayer	9	176,437	9	176,437	64	64	64.2
NG Brockton	Army Guard	Brockton	2	35,222	2	35,222	15	15	10.5
NG Danvers	Army Guard	Danvers	1	22,204	1	22,204	6	6	6.5
NG Dorchester	Army Guard	Boston	2	40,353	2	40,353	7	7	12.6
NG Florence	Army Guard	Northampton	1	18,772	1	18,772	34	34	5.6
NG Framingham	Army Guard	Framingham	2	51,526	2	51,526	9	9	19.2
NG Methuen	Army Guard	Methuen	2	76,984	2	76,984	6	6	22.0
NG Milford, JFHQ MD, USPFO Whse	Army Guard	Milford	2	257,450	2	257,450	107	107	63.6
NG MTA Camp Curtis Guil	Army Guard	Reading	38	162,762	38	162,762	680	680	62.3
NG Natick, Speen St	Army Guard	Natick	1	55,575	1	55,575	26	26	8.9
NG Newburyport	Army Guard	Newburyport	2	18,425	2	18,425	8	8	6.4
NG Springfield	Army Guard	Springfield	2	43,920	2	43,920	6	6	12.8
NG Taunton	Army Guard	Taunton	1	32,614	1	32,614	15	15	9.4
NG Westfield	Army Guard	Westfield	2	50,512	2	50,512	7	7	18.4
* OTHER SITE(S) : 35			34	652,398	45	663,717	63	0	191.1
<b>Massachusetts Total:</b>			<b>101</b>	<b>1,695,154</b>	<b>112</b>	<b>1,706,473</b>	<b>1,052</b>	<b>989</b>	<b>513.7</b>
<b>Michigan</b>									
MTC-H Camp Grayling	Army Guard	Grayling	363	1,681,032	363	1,681,032	146,757	146,757	665.2
NG Albion	Army Guard	Albion	1	24,508	1	24,508	9	9	5.0
NG Alma	Army Guard	Alma	1	22,930	1	22,930	35	35	5.4
NG Baraga	Army Guard	Baraga	4	25,905	4	25,905	6	6	5.4
NG Bay City	Army Guard	Bay City	3	45,818	3	45,818	12	12	8.5
NG Big Rapids	Army Guard	Big Rapids	2	27,264	2	27,264	10	10	5.1
NG Calumet (New)	Army Guard	Calumet	2	38,766	2	38,766	12	12	7.9
NG Detroit Light Guard	Army Guard	Detroit	4	118,353	4	118,353	8	8	23.5
NG Detroit Olympia	Army Guard	Detroit	3	47,191	3	47,191	10	10	12.1
NG Gladstone	Army Guard	Gladstone	3	19,054	3	19,054	5	5	5.3
NG Grand Ledge AASF	Army Guard	Grand Ledge	10	301,531	10	301,531	61	61	83.8
NG Grand Ledge CMF	Army Guard	Grand Ledge	2	14,528	2	14,528	12	12	5.1
NG Grand Ledge Hangar	Army Guard	Grand Ledge	1	26,304	1	26,304	29	29	10.8
NG Howell	Army Guard	Howell	1	29,717	1	29,717	6	6	8.9
NG Ishpeming	Army Guard	Ishpeming	6	44,773	6	44,773	8	8	11.1
NG Jackson (New)	Army Guard	Jackson	1	44,490	1	44,490	30	30	12.9

\* All Locations that do not meet criteria of at least five (5) Acres AND at least \$5M PRV.

**State/Territories Army National Guard  
Base Structure Report - As of 30 Sept 2013**

SITE	COMPONENT	NAME NEAREST CITY	BUILDINGS				STATE OWNED ACRES	TOTAL ACRES	PRV (\$M)
			STATE OWNED		TOTAL				
			COUNT	SQFT	COUNT	SQFT			
NG Kalamazoo	Army Guard	Kalamazoo	4	19,353	4	19,353	43	43	7.0
NG Lansing CSMS	Army Guard	Lansing	8	88,455	8	88,455	18	18	28.0
NG Lansing Headquarters Complex	Army Guard	Lansing	10	529,265	10	529,265	59	59	139.7
NG Lansing USPFO	Army Guard	Lansing	6	78,679	6	78,679	6	6	12.0
NG Manistee	Army Guard	Manistee	1	24,658	1	24,658	5	5	5.9
NG Marquette	Army Guard	Marquette	3	27,324	3	27,324	6	6	7.1
NG Midland	Army Guard	Midland	5	29,142	5	29,142	12	12	8.9
NG Montague	Army Guard	Montague	3	30,788	3	30,788	10	10	10.3
NG Pontiac	Army Guard	Pontiac	2	28,339	2	28,339	10	10	7.4
NG Saginaw	Army Guard	Saginaw	1	28,286	1	28,286	6	6	6.9
NG Sault Ste Marie	Army Guard	Sault Ste Marie	5	49,956	5	49,956	9	9	9.6
NG Shiawassee	Army Guard	Corunna	1	37,346	1	37,346	13	13	10.7
NG Sturgis	Army Guard	Sturgis	4	23,411	4	23,411	6	6	6.0
NG Taylor	Army Guard	Taylor	6	67,308	6	67,308	17	17	17.6
NG Wyoming	Army Guard	Wyoming	4	107,984	4	107,984	10	10	20.5
Washtenaw	Army Guard	Ypsilanti	4	47,661	4	47,661	9	9	14.8
<b>* OTHER SITE(S) : 26</b>			<b>41</b>	<b>310,187</b>	<b>51</b>	<b>360,787</b>	<b>64</b>	<b>0</b>	<b>91.9</b>
<b>Michigan Total:</b>			<b>515</b>	<b>4,040,306</b>	<b>525</b>	<b>4,090,906</b>	<b>147,313</b>	<b>147,249</b>	<b>1,280.0</b>
<b>Minnesota</b>									
Camp Ripley	Army Guard	Little Falls	1,292	2,691,456	1,292	2,691,456	52,758	52,759	1,118.1
Faribault Armed Forces Reserve Center (MD)	Army Guard	Faribault	2	64,494	2	64,494	30	30	18.4
NG Albert Lea Armory	Army Guard	Albert Lea	1	28,942	1	28,942	8	8	7.2
NG Appleton OMS 7	Army Guard	Appleton	3	21,297	3	21,297	5	5	5.2
NG Austin Armory	Army Guard	Austin	3	23,044	3	23,044	5	5	6.0
NG Bemidji Armory	Army Guard	Bemidji	1	21,288	1	21,288	5	5	5.6
NG Bloomington Armory	Army Guard	Minneapolis	2	42,137	2	42,137	11	11	11.3
NG Brainerd Armory	Army Guard	Brainerd	1	39,112	1	39,112	9	9	10.2
NG Brooklyn Park Armory	Army Guard	Minneapolis	1	28,433	1	28,433	5	5	7.9
NG Cambridge MD	Army Guard	Cambridge	2	57,276	2	57,276	25	25	15.6
NG Cottage Grove Armory	Army Guard	Cottage Grove	1	54,673	1	54,673	7	7	14.1
NG Crookston Armory	Army Guard	Crookston	1	22,064	1	22,064	6	6	6.2
NG Detroit Lakes Armory OMS 5	Army Guard	Detroit Lakes	4	23,909	4	23,909	5	5	6.8
NG Duluth Armory	Army Guard	Duluth	1	43,789	1	43,789	207	207	11.7
NG E. St Paul Armory	Army Guard	St. Paul	1	19,935	1	19,935	5	5	5.4

\* All Locations that do not meet criteria of at least five (5) Acres AND at least \$5M PRV.

## State/Territories Army National Guard Base Structure Report - As of 30 Sept 2013

SITE	COMPONENT	NAME NEAREST CITY	BUILDINGS				STATE OWNED ACRES	TOTAL ACRES	PRV (\$M)
			STATE OWNED		TOTAL				
			COUNT	SQFT	COUNT	SQFT			
NG Hastings Armory	Army Guard	Hastings	2	24,487	2	24,487	7	7	5.8
NG Holman Field AASF	Army Guard	St. Paul	2	109,059	2	109,059	8	8	34.3
NG Hutchinson Armory	Army Guard	Hutchinson	2	23,955	2	23,955	5	5	5.6
NG Inver Grove Hieghts Armory	Army Guard	Inver Grove Heights	1	42,477	1	42,477	5	5	11.4
NG Jackson Armory	Army Guard	Jackson	3	22,789	3	22,789	25	25	5.6
NG Luverne Armory	Army Guard	Luverne	1	20,898	1	20,898	55	55	5.3
NG Mankato Armory	Army Guard	Mankato	2	65,160	2	65,160	5	5	13.3
NG Minneapolis Armory	Army Guard	Minneapolis	1	37,013	1	37,013	6	6	10.0
NG Montevideo Armory	Army Guard	Montevideo	1	39,370	1	39,370	44	44	10.3
NG Moorhead Armory	Army Guard	Moorhead	2	55,928	2	55,928	7	7	11.9
NG Rochester NGA and OMS 2	Army Guard	Rochester	4	40,248	4	40,248	408	408	11.4
NG Rosemount Armory	Army Guard	Rosemount	1	99,522	1	99,522	112	112	25.1
NG Rosemount Maint Facility	Army Guard	Rosemount	1	30,516	1	30,516	44	44	12.1
NG Roseville Armory	Army Guard	St. Paul	2	47,401	2	47,401	7	7	12.1
NG St Cloud AASF	Army Guard	St. Cloud	1	140,625	1	140,625	0	54	52.4
NG St Cloud Armory	Army Guard	St. Cloud	1	40,373	1	40,373	57	57	10.7
NG St Peter Armory	Army Guard	St. Peter	2	21,604	2	21,604	11	11	5.1
<b>* OTHER SITE(S) : 49</b>			<b>55</b>	<b>809,824</b>	<b>62</b>	<b>820,213</b>	<b>1,027</b>	<b>0</b>	<b>213.2</b>
<b>Minnesota Total:</b>			<b>1,400</b>	<b>4,853,098</b>	<b>1,407</b>	<b>4,863,487</b>	<b>54,924</b>	<b>53,951</b>	<b>1,705.4</b>
<b>Mississippi</b>									
Monticello Readiness Center	Army Guard	Monticello	3	59,754	3	59,754	0	16	11.7
NG Batesville	Army Guard	Batesville	2	27,736	2	27,736	0	8	5.4
NG Bay Springs	Army Guard	Bay Springs	3	28,246	3	28,246	0	5	5.5
NG Brookhaven Readiness Center & FMS 3	Army Guard	Brookhaven	5	37,574	5	37,574	0	15	8.2
NG Canton	Army Guard	Canton	3	27,405	3	27,405	0	7	5.1
NG Columbia Readiness Center	Army Guard	Columbia	4	32,042	4	32,042	0	10	7.6
NG Crystal Springs	Army Guard	Crystal Springs	2	32,208	2	32,208	0	11	6.1
NG Decatur FMS 7	Army Guard	Decatur	2	38,698	2	38,698	0	11	10.2
NG Forest	Army Guard	Forest	2	28,188	2	28,188	0	10	5.3
NG Greenville	Army Guard	Greenville	2	34,616	2	34,616	0	20	6.8
NG Greenwood Armory and FMS 6A	Army Guard	Greenwood	5	25,052	5	25,052	0	6	5.0
NG Gulfport AVCRAD	Army Guard	Gulfport	8	173,418	8	173,418	23	54	46.1
NG Hawkins Field	Army Guard	Jackson	8	106,663	8	106,663	0	30	25.6
NG Jackson N.W. St.	Army Guard	Jackson	7	46,122	7	46,122	0	6	7.9

\* All Locations that do not meet criteria of at least five (5) Acres AND at least \$5M PRV.

## State/Territories Army National Guard Base Structure Report - As of 30 Sept 2013

SITE	COMPONENT	NAME NEAREST CITY	BUILDINGS				STATE OWNED ACRES	TOTAL ACRES	PRV (\$M)
			STATE OWNED		TOTAL				
			COUNT	SQFT	COUNT	SQFT			
NG Jackson Raymond Road Armory and FMS 9	Army Guard	Jackson	8	81,712	8	81,712	0	17	14.9
NG Kiln Readiness Center	Army Guard	Kiln	2	26,959	2	26,959	0	6	6.2
NG Kosciusko	Army Guard	Kosciusko	3	25,142	3	25,142	0	14	5.1
NG Louisville Armory and FMS 2A	Army Guard	Louisville	4	29,476	4	29,476	0	10	6.2
NG Meridian	Army Guard	Meridian	7	66,263	7	66,263	0	34	21.4
NG Oxford	Army Guard	Oxford	2	70,453	2	70,453	0	21	16.3
NG Philadelphia	Army Guard	Philadelphia	6	35,448	6	35,448	0	13	6.2
NG Poplarville Readiness Center	Army Guard	Poplarville	2	32,979	2	32,979	0	7	6.9
NG Senatobia Armory and FMS 5	Army Guard	Senatobia	3	64,834	3	64,834	0	18	13.1
NG Southaven Wm	Army Guard	Southaven	1	150	2	27,150	0	11	5.2
NG Starkville	Army Guard	Starkville	5	36,422	5	36,422	0	10	6.8
NG Tago	Army Guard	Jackson	8	102,470	8	102,470	17	17	19.9
NG Tupelo	Army Guard	Tupelo	5	67,640	5	67,640	0	5	12.0
NG Tupelo AASF (New)	Army Guard	Tupelo	4	104,713	4	104,713	0	39	30.1
NG USPFO MS	Army Guard	Pearl	9	120,702	9	120,702	0	35	18.3
NG Vicksburg Station	Army Guard	Vicksburg	5	49,341	5	49,341	10	10	9.9
NG Wiggins Readiness Center	Army Guard	Wiggins	1	29,581	1	29,581	0	6	5.9
NG Winona	Army Guard	Winona	2	28,128	2	28,128	0	12	5.4
St. Martin Readiness Center	Army Guard	Porterville	2	39,718	2	39,718	9	9	7.9
<b>* OTHER SITE(S) : 66</b>			164	973,541	173	1,030,181	6	0	196.6
<b>Mississippi Total:</b>			<b>299</b>	<b>2,683,394</b>	<b>309</b>	<b>2,767,034</b>	<b>65</b>	<b>502</b>	<b>570.7</b>
<b>Missouri</b>									
NG Aurora	Army Guard	Aurora	4	25,374	4	25,374	9	9	6.0
NG Columbia	Army Guard	Columbia	2	28,854	2	28,854	10	10	6.5
NG Dexter (New)	Army Guard	Dexter	3	30,208	3	30,208	10	15	7.3
NG Farmington	Army Guard	Farmington	3	23,529	3	23,529	5	5	6.0
NG Festus	Army Guard	Festus	4	39,555	4	39,555	40	40	10.9
NG Hannibal	Army Guard	Hannibal	2	20,429	2	20,429	7	7	5.1
NG Harrisonville	Army Guard	Harrisonville	4	24,432	4	24,432	8	8	6.3
NG Jefferson Barracks St Louis	Army Guard	Jefferson Barracks	9	313,705	9	313,705	35	35	73.1
NG Jefferson City	Army Guard	Jefferson City	2	47,209	2	47,209	15	15	10.5
NG Jefferson City AASF	Army Guard	Jefferson City	1	29,847	1	29,847	17	17	9.2
NG Joplin	Army Guard	Joplin	2	29,192	2	29,192	5	5	6.2
NG Kansas City	Army Guard	Kansas City	2	103,449	2	103,449	8	8	22.0

\* All Locations that do not meet criteria of at least five (5) Acres AND at least \$5M PRV.



**State/Territories Army National Guard  
Base Structure Report - As of 30 Sept 2013**

SITE	COMPONENT	NAME NEAREST CITY	BUILDINGS				STATE OWNED ACRES	TOTAL ACRES	PRV (\$M)
			STATE OWNED		TOTAL				
			COUNT	SQFT	COUNT	SQFT			
NG Lexington	Army Guard	Lexington	3	33,031	3	33,031	5	5	7.2
NG Macon	Army Guard	Macon	4	33,901	4	33,901	10	10	7.5
NG Macon TS	Army Guard	Macon	6	6,757	6	6,757	3,083	3,083	12.3
NG Pierce City (New)	Army Guard	Pierce City	3	30,282	3	30,282	0	10	6.5
NG Poplar Bluff	Army Guard	Poplar Bluff	3	43,181	3	43,181	10	10	10.0
NG Springfield	Army Guard	Springfield	4	60,043	4	60,043	16	16	13.5
NG Springfield AVCRAD	Army Guard	Springfield	6	107,362	8	114,900	0	35	34.4
NG St Joseph	Army Guard	St. Joseph	4	36,290	4	36,290	5	5	8.9
NG Trenton	Army Guard	Trenton	4	28,657	4	28,657	10	10	7.3
NG TS Ike Skelton Jefferson City	Army Guard	Jefferson City	24	491,594	24	491,594	385	385	123.0
NG TS Raytown	Army Guard	Kansas City	10	17,568	10	17,568	43	43	5.7
<b>* OTHER SITE(S) : 47</b>			<b>87</b>	<b>827,908</b>	<b>97</b>	<b>844,129</b>	<b>115</b>	<b>0</b>	<b>192.8</b>
<b>Missouri Total:</b>			<b>196</b>	<b>2,432,357</b>	<b>208</b>	<b>2,456,116</b>	<b>3,851</b>	<b>3,785</b>	<b>598.2</b>
<b>Montana</b>									
NG Belgrade RC - FMS05	Army Guard	Belgrade	6	66,675	6	66,675	12	12	17.1
NG Billings FMS 06	Army Guard	Billings	6	20,748	6	20,748	8	8	6.2
NG Billings MD	Army Guard	Billings	4	137,156	4	137,156	21	21	32.5
NG Butte MD	Army Guard	Butte	6	26,482	6	26,482	5	5	7.2
NG Culbertson RC - FMS 04	Army Guard	Culbertson	7	28,150	7	28,150	5	5	7.5
NG Dillon Readiness Center	Army Guard	Dillon	2	31,015	2	31,015	5	5	7.8
NG Havre Readiness Center	Army Guard	Havre	2	31,118	2	31,118	6	6	7.5
NG Helena - Womack RC	Army Guard	Helena	1	20,743	1	20,743	15	15	5.1
NG Kalispell FMS 01-MD	Army Guard	Kalispell	6	72,016	6	72,016	20	20	19.1
NG Libby Readiness Center	Army Guard	Libby	2	19,340	2	19,340	10	10	5.2
NG Missoula MD	Army Guard	Missoula	3	89,420	3	89,420	30	30	22.8
<b>* OTHER SITE(S) : 27</b>			<b>34</b>	<b>147,711</b>	<b>43</b>	<b>171,338</b>	<b>255</b>	<b>0</b>	<b>43.2</b>
<b>Montana Total:</b>			<b>79</b>	<b>690,574</b>	<b>88</b>	<b>714,201</b>	<b>392</b>	<b>138</b>	<b>181.1</b>
<b>Nebraska</b>									
NG Ashland FMS 05	Army Guard	Ashland	9	9,880	9	9,880	70	70	10.4
NG Beatrice Armed Forces Reserve Center	Army Guard	Beatrice	1	58,797	1	58,797	0	15	15.8
NG Columbus MD	Army Guard	Columbus	1	47,090	1	47,090	0	20	12.1
NG Grand Island AASF/RC	Army Guard	Grand Island	4	107,359	4	107,359	0	50	34.3
NG Kearney RC/FMS 02	Army Guard	Kearney	6	86,250	6	86,250	29	29	18.4

\* All Locations that do not meet criteria of at least five (5) Acres AND at least \$5M PRV.

## State/Territories Army National Guard Base Structure Report - As of 30 Sept 2013

SITE	COMPONENT	NAME NEAREST CITY	BUILDINGS				STATE OWNED ACRES	TOTAL ACRES	PRV (\$M)
			STATE OWNED		TOTAL				
			COUNT	SQFT	COUNT	SQFT			
NG Lincoln 1776 Armory	Army Guard	Lincoln	1	65,532	1	65,532	9	9	15.3
NG Lincoln Complex/FMS 01	Army Guard	Lincoln	17	138,362	17	138,362	14	14	33.4
NG Lincoln CSMS 31/USPFO	Army Guard	Lincoln	6	126,837	6	126,837	19	19	34.0
NG McCook MD	Army Guard	McCook	1	35,387	1	35,387	0	34	9.5
NG Norfolk FMS 07	Army Guard	Norfolk	3	26,718	3	26,718	14	14	9.0
NG North Omaha Readiness Center	Army Guard	Omaha	1	42,771	1	42,771	0	20	10.0
NG Omaha Readiness Center	Army Guard	Omaha	3	55,005	3	55,005	6	6	11.4
<b>* OTHER SITE(S) : 18</b>			<b>35</b>	<b>346,807</b>	<b>37</b>	<b>349,626</b>	<b>41</b>	<b>0</b>	<b>81.2</b>
<b>Nebraska Total:</b>			<b>88</b>	<b>1,146,795</b>	<b>90</b>	<b>1,149,614</b>	<b>200</b>	<b>299</b>	<b>294.9</b>
<b><u>Nevada</u></b>									
Carlin	Army Guard	Carlin	18	85,356	18	85,356	408	408	33.5
NG Fairview Complex	Army Guard	Carson City	10	201,301	10	201,301	29	30	48.8
NG Floyd Edsall Training Center	Army Guard	Las Vegas	13	191,109	13	191,109	1,640	1,640	58.8
NG Harry Reid Training Center	Army Guard	Reno	16	157,187	16	157,187	48	48	59.3
NG Henderson Complex	Army Guard	Henderson	6	29,559	6	29,559	35	35	8.6
NG Lv (Henderson) Readiness Ctr	Army Guard	Las Vegas	4	140,406	4	140,406	55	55	40.4
NG Stead TS	Army Guard	Reno	14	47,500	14	47,500	10	10	13.2
<b>* OTHER SITE(S) : 14</b>			<b>17</b>	<b>67,753</b>	<b>25</b>	<b>98,927</b>	<b>20</b>	<b>0</b>	<b>28.1</b>
<b>Nevada Total:</b>			<b>98</b>	<b>920,171</b>	<b>106</b>	<b>951,345</b>	<b>2,245</b>	<b>2,226</b>	<b>290.7</b>
<b><u>New Hampshire</u></b>									
Milford	Army Guard	Milford	3	20,782	3	20,782	10	10	5.4
NG Hillsborough Readiness Center	Army Guard	Hillsboro	3	16,940	3	16,940	8	8	5.3
NG Keene Readiness Center	Army Guard	Keene	2	21,944	2	21,944	6	6	5.5
NG Littleton Readiness Center	Army Guard	Littleton	4	31,096	4	31,096	17	17	8.0
NG Manchester Readiness Center	Army Guard	Manchester	2	109,131	2	109,131	8	8	16.9
NG Nashua Readiness Center	Army Guard	Nashua	2	22,819	2	22,819	6	6	5.8
NG New Hampshire AASF	Army Guard	Concord	2	111,951	2	111,951	27	27	34.6
NG New Hampshire TS	Army Guard	Strafford	8	52,945	8	52,945	105	105	17.4
NG Somersworth Readiness Center	Army Guard	Somersworth	3	20,032	3	20,032	7	7	5.1
NG State Military Reservation	Army Guard	Concord	19	296,809	19	296,809	44	44	64.1
<b>* OTHER SITE(S) : 9</b>			<b>16</b>	<b>129,346</b>	<b>17</b>	<b>130,096</b>	<b>261</b>	<b>0</b>	<b>30.9</b>
<b>New Hampshire Total:</b>			<b>64</b>	<b>833,795</b>	<b>65</b>	<b>834,545</b>	<b>498</b>	<b>237</b>	<b>198.9</b>

\* All Locations that do not meet criteria of at least five (5) Acres AND at least \$5M PRV.

**State/Territories Army National Guard  
Base Structure Report - As of 30 Sept 2013**

SITE	COMPONENT	NAME NEAREST CITY	BUILDINGS				STATE OWNED ACRES	TOTAL ACRES	PRV (\$M)
			STATE OWNED		TOTAL				
			COUNT	SQFT	COUNT	SQFT			
<b><u>New Jersey</u></b>									
NG Bordentown 206	Army Guard	Bordentown	3	25,227	3	25,227	10	10	8.1
NG Bordentown CSMS	Army Guard	Bordentown	4	39,178	4	39,178	15	15	13.9
NG Cape May	Army Guard	Cape May Courthouse	5	32,052	5	32,052	21	21	9.0
NG Cherry Hill	Army Guard	Cherry Hill	3	40,162	3	40,162	10	10	11.3
NG Dover	Army Guard	Dover	3	35,183	3	35,183	16	16	7.4
NG Flemington	Army Guard	Flemington	3	25,573	3	25,573	13	13	5.8
NG Hackettstown	Army Guard	Hackettstown	2	19,812	2	19,812	15	15	6.3
NG Lawrenceville	Army Guard	Trenton	12	297,080	12	297,080	75	75	65.4
NG Morristown	Army Guard	Morristown	4	82,652	4	82,652	43	43	27.3
NG NGTC Sea Girt NJ	Army Guard	Sea Girt	56	319,168	56	319,168	167	167	110.8
NG Riverdale	Army Guard	Riverdale	4	44,045	4	44,045	20	20	11.0
NG Somerset	Army Guard	Somerset	3	56,835	3	56,835	20	20	16.3
NG Teaneck	Army Guard	Teaneck	4	175,845	4	175,845	14	14	49.6
NG Toms River	Army Guard	Toms River	5	33,196	5	33,196	32	32	9.0
NG Trenton Mercer Aviation	Army Guard	Trenton	3	93,723	3	93,723	15	15	29.9
NG Vineland	Army Guard	Vineland	4	48,006	4	48,006	45	45	12.0
NG Washington	Army Guard	Port Murray	2	42,706	2	42,706	17	17	11.5
NG West Orange	Army Guard	West Orange	9	134,327	9	134,327	51	51	42.1
NG Westfield	Army Guard	Westfield	4	79,851	4	79,851	13	13	22.1
* OTHER SITE(S) : 19			45	690,581	47	692,981	112	0	158.0
<b>New Jersey Total:</b>			<b>178</b>	<b>2,315,202</b>	<b>180</b>	<b>2,317,602</b>	<b>725</b>	<b>613</b>	<b>626.7</b>
<b><u>New Mexico</u></b>									
NG Albuquerque	Army Guard	Albuquerque	7	80,492	7	80,492	17	17	18.3
NG Bataan Memorial Museum	Army Guard	Santa Fe	3	186,256	3	186,256	8	8	27.5
NG Belen	Army Guard	Belen	1	29,205	1	29,205	11	11	6.2
NG Clovis	Army Guard	Clovis	5	35,761	5	35,761	12	12	9.3
NG Espanola	Army Guard	Espanola	1	24,100	1	24,100	12	12	5.2
NG Farmington	Army Guard	Farmington	2	57,756	2	57,756	9	9	13.2
NG Las Cruces	Army Guard	Las Cruces	4	55,969	4	55,969	43	43	13.6
NG Las Vegas Camp Luna TS	Army Guard	Las Vegas	1	27,300	1	27,300	133	133	6.3
NG Portales	Army Guard	Portales	2	24,300	2	24,300	42	42	5.6
NG Rio Rancho TS	Army Guard	Rio Rancho	16	116,453	16	116,453	120	120	28.2
NG Roswell De Bremond TS	Army Guard	Roswell	2	37,869	4	48,326	43	43	10.4

\* All Locations that do not meet criteria of at least five (5) Acres AND at least \$5M PRV.

**State/Territories Army National Guard  
Base Structure Report - As of 30 Sept 2013**

SITE	COMPONENT	NAME NEAREST CITY	BUILDINGS				STATE OWNED ACRES	TOTAL ACRES	PRV (\$M)
			STATE OWNED		TOTAL				
			COUNT	SQFT	COUNT	SQFT			
NG Santa Fe - Onate Complex TS	Army Guard	Santa Fe	22	331,894	22	331,894	313	313	89.7
NG Santa Fe AASF	Army Guard	Santa Fe	5	121,014	6	121,134	0	17	34.3
NG Springer	Army Guard	Springer	4	31,379	4	31,379	40	40	7.3
NG Taos	Army Guard	Ranches Of Taos	1	27,300	1	27,300	10	10	6.3
<b>* OTHER SITE(S) : 23</b>			<b>30</b>	<b>358,174</b>	<b>37</b>	<b>381,586</b>	<b>270</b>	<b>0</b>	<b>149.4</b>
<b>New Mexico Total:</b>			<b>106</b>	<b>1,545,222</b>	<b>116</b>	<b>1,579,211</b>	<b>1,083</b>	<b>830</b>	<b>430.7</b>
<b><u>New York</u></b>									
Camp Smith	Army Guard	Peekskill	49	521,482	49	521,482	1,944	1,944	140.2
NG Albany AASF 3	Army Guard	Albany	2	35,270	2	35,270	22	22	13.4
NG Auburn RC OMS 4	Army Guard	Auburn	3	63,886	3	63,886	11	11	17.7
NG DMNA HQ OMS19	Army Guard	Latham	4	184,920	4	184,920	42	42	43.8
NG Dunkirk Readiness Center	Army Guard	Dunkirk	1	21,678	1	21,678	38	38	5.4
NG Geneseo RC OMS 3	Army Guard	Geneseo	2	52,629	2	52,629	18	18	12.2
NG Horseheads Readiness Center	Army Guard	Horseheads	1	33,817	1	33,817	14	14	9.3
NG Ithaca Readiness Center	Army Guard	Ithaca	1	26,965	1	26,965	8	8	6.7
NG Kingston RC OMS 7	Army Guard	Kingston	5	125,202	5	125,202	19	19	28.9
NG Leeds Readiness Center	Army Guard	Leeds	1	34,302	1	34,302	94	94	8.3
NG Masten Ave RC OMS 1	Army Guard	Buffalo	4	300,854	4	300,854	10	10	61.8
NG Orangeburg Readiness Center	Army Guard	Orangeburg	1	25,747	1	25,747	14	14	6.1
NG Peekskill Readiness Center	Army Guard	Peekskill	2	72,314	2	72,314	22	22	19.3
NG Queensbury Readiness Center	Army Guard	Queensbury	3	59,289	3	59,289	15	15	14.6
NG Rochester RC OMS 11	Army Guard	Rochester	5	233,983	5	233,983	0	25	61.5
NG Ronkonkoma Readiness Ctr OMS	Army Guard	Ronkonkoma	4	74,090	4	74,090	0	20	26.4
NG Saranac Lake Readiness Center	Army Guard	Saranac Lake	1	20,784	1	20,784	29	29	5.5
NG Staten Island RC OMS 14	Army Guard	New York City	5	85,719	5	85,719	20	20	31.5
NG Troy Glenmore Road RC OMS 17	Army Guard	Troy	2	73,026	2	73,026	13	13	17.2
NG Troy South Lake Readiness Ctr	Army Guard	Troy	3	21,223	3	21,223	6	6	5.1
NG Utica Readiness Center OMS 6	Army Guard	Utica	4	138,036	4	138,036	20	20	32.4
<b>* OTHER SITE(S) : 31</b>			<b>34</b>	<b>1,458,097</b>	<b>36</b>	<b>1,460,447</b>	<b>506</b>	<b>0</b>	<b>406.8</b>
<b>New York Total:</b>			<b>137</b>	<b>3,663,313</b>	<b>139</b>	<b>3,665,663</b>	<b>2,866</b>	<b>2,405</b>	<b>974.1</b>
<b><u>North Carolina</u></b>									
MTA Camp Butner	Army Guard	Stem	92	80,278	92	80,278	4,800	4,800	24.8
NG Butner	Army Guard	Butner	3	24,312	3	24,312	27	27	5.1

\* All Locations that do not meet criteria of at least five (5) Acres AND at least \$5M PRV.

**State/Territories Army National Guard  
Base Structure Report - As of 30 Sept 2013**

SITE	COMPONENT	NAME NEAREST CITY	BUILDINGS				STATE OWNED ACRES	TOTAL ACRES	PRV (\$M)
			STATE OWNED		TOTAL				
			COUNT	SQFT	COUNT	SQFT			
NG Charlotte Consolidated Site	Army Guard	Charlotte	6	100,848	6	100,848	10	10	19.6
NG Clinton Armory	Army Guard	Clinton	2	62,269	2	62,269	20	20	6.4
NG Concord	Army Guard	Concord	2	27,554	2	27,554	20	20	5.6
NG Durham	Army Guard	Durham	3	52,046	3	52,046	5	5	9.0
NG Fayetteville	Army Guard	Fayetteville	3	35,899	3	35,899	44	44	7.3
NG Goldsboro Armory	Army Guard	Goldsboro	4	37,613	4	37,613	9	9	7.9
NG Greensboro	Army Guard	Greensboro	7	39,612	7	39,612	14	14	7.4
NG High Point	Army Guard	Highpoint	8	33,051	8	33,051	9	9	6.3
NG Kinston	Army Guard	Kinston	6	52,629	6	52,629	35	35	10.6
NG Morrisville	Army Guard	Morrisville	8	182,314	8	182,314	35	35	49.2
NG Raleigh	Army Guard	Raleigh	24	457,386	24	457,386	69	69	82.6
NG Reidsville	Army Guard	Reidsville	2	20,372	2	20,372	7	7	5.9
NG Tarheel Challenge Academy	Army Guard	Salemburg	5	30,540	5	30,540	10	10	6.0
<b>* OTHER SITE(S) : 82</b>			<b>149</b>	<b>1,293,089</b>	<b>151</b>	<b>1,298,364</b>	<b>517</b>	<b>0</b>	<b>247.2</b>
<b>North Carolina Total:</b>			<b>324</b>	<b>2,529,812</b>	<b>326</b>	<b>2,535,087</b>	<b>5,630</b>	<b>5,113</b>	<b>501.0</b>
<b>North Dakota</b>									
Camp Grafton	Army Guard	Devils Lake	354	977,760	354	977,760	9,133	12,999	293.7
NG Bismarck AASF Complex	Army Guard	Bismarck	6	165,207	6	165,207	0	34	43.4
NG Bismarck Fraire Barracks	Army Guard	Bismarck	13	139,571	13	139,571	21	21	34.4
NG Bismarck RJB Complex	Army Guard	Bismarck	7	221,023	7	221,023	89	89	51.8
NG Fargo FMS	Army Guard	Fargo	2	12,750	2	12,750	0	19	5.9
NG Fargo MD	Army Guard	Fargo	2	131,431	2	131,431	0	19	31.6
NG Grand Forks Complex	Army Guard	Grand Forks	3	41,462	3	41,462	25	25	12.3
NG Minot FMS1	Army Guard	Minot	2	69,242	2	69,242	15	15	15.6
NG Wahpeton MD	Army Guard	Wahpeton	3	92,396	3	92,396	18	18	19.6
<b>* OTHER SITE(S) : 34</b>			<b>11</b>	<b>27,089</b>	<b>39</b>	<b>407,772</b>	<b>308</b>	<b>0</b>	<b>92.8</b>
<b>North Dakota Total:</b>			<b>403</b>	<b>1,877,931</b>	<b>431</b>	<b>2,258,614</b>	<b>9,609</b>	<b>13,238</b>	<b>601.2</b>
<b>Ohio</b>									
Camp Perry TS (CTC)	Army Guard	Port Clinton	459	743,736	459	743,736	519	519	230.2
NG Beightler Armory	Army Guard	Columbus	3	165,733	3	165,733	51	51	33.9
NG Bowling Green	Army Guard	Bowling Green	1	85,281	1	85,281	17	17	18.0
NG Cleveland	Army Guard	Brook Park	4	36,103	4	36,103	5	5	6.6
NG Cleveland Green Road	Army Guard	Cleveland	4	55,404	4	55,404	14	14	10.5

\* All Locations that do not meet criteria of at least five (5) Acres AND at least \$5M PRV.

## State/Territories Army National Guard Base Structure Report - As of 30 Sept 2013

SITE	COMPONENT	NAME NEAREST CITY	BUILDINGS				STATE OWNED ACRES	TOTAL ACRES	PRV (\$M)
			STATE OWNED		TOTAL				
			COUNT	SQFT	COUNT	SQFT			
NG Coshocton	Army Guard	Coshocton	2	26,195	2	26,195	0	20	6.0
NG Green	Army Guard	Green	11	241,044	11	241,044	42	42	76.1
NG Hamilton	Army Guard	Hamilton	3	51,435	3	51,435	10	10	10.7
NG Kettering	Army Guard	Dayton	4	54,576	4	54,576	10	10	9.7
NG Marion	Army Guard	Marion	1	19,628	1	19,628	32	32	6.3
NG Marysville TACC	Army Guard	Marysville	2	47,028	2	47,028	16	16	10.0
NG Medina	Army Guard	Medina	2	50,473	2	50,473	16	16	6.9
NG Middletown	Army Guard	Middletown	3	38,066	3	38,066	5	5	6.9
NG Newark	Army Guard	Newark	12	170,270	12	170,270	23	23	28.9
NG Stow	Army Guard	Stow	3	56,019	3	56,019	15	15	11.1
NG Walbridge	Army Guard	Walbridge	3	65,917	3	65,917	16	16	12.3
NG Woodlawn	Army Guard	Cincinnati	4	114,162	4	114,162	17	17	23.6
NG Youngstown (Austin Town)	Army Guard	Youngstown	3	35,529	3	35,529	15	15	7.2
<b>* OTHER SITE(S) : 27</b>			<b>67</b>	<b>428,888</b>	<b>73</b>	<b>433,024</b>	<b>229</b>	<b>0</b>	<b>85.3</b>
<b>Ohio Total:</b>			<b>591</b>	<b>2,485,487</b>	<b>597</b>	<b>2,489,623</b>	<b>1,052</b>	<b>843</b>	<b>600.4</b>
<b>Oklahoma</b>									
Broken Arrow MD	Army Guard	Broken Arrow	7	262,341	7	262,341	40	40	63.7
Muskogee MD	Army Guard	Muskogee	3	92,087	3	92,087	59	59	22.0
NG Ada Readiness Center	Army Guard	Ada	3	23,844	3	23,844	12	12	5.5
NG Ardmore Readiness Center	Army Guard	Ardmore	6	36,578	6	36,578	8	8	7.6
NG Durant Readiness Center	Army Guard	Durant	3	25,161	3	25,161	10	10	5.6
NG Edmond Readiness Center	Army Guard	Edmond	1	25,498	1	25,498	10	10	5.2
NG Lexington AASF 1	Army Guard	Lexington	10	82,466	10	82,466	308	308	41.9
NG Norman CSMS	Army Guard	Norman	2	94,860	2	94,860	101	101	25.4
NG Oklahoma Military Department	Army Guard	Oklahoma City	14	205,771	14	205,771	58	58	38.2
NG Okmulgee Readiness Center	Army Guard	Okmulgee	7	29,164	7	29,164	10	10	6.3
NG Sand Springs MD	Army Guard	Tulsa	5	114,991	5	114,991	15	15	24.0
NG Tulsa AASF 2	Army Guard	Tulsa	4	52,167	4	52,167	33	33	22.1
NG Tulsa Mingo Valley Readiness Center	Army Guard	Tulsa	2	37,901	2	37,901	7	7	8.2
Stillwater	Army Guard	Stillwater	1	25,075	1	25,075	5	5	5.7
Thunderbird Youth Academy	Army Guard	Pryor	39	191,067	39	191,067	617	617	38.1
Westokc MD	Army Guard	Mustang	4	181,687	4	181,687	40	40	40.6
<b>* OTHER SITE(S) : 26</b>			<b>43</b>	<b>572,521</b>	<b>43</b>	<b>572,521</b>	<b>185</b>	<b>0</b>	<b>122.6</b>
<b>Oklahoma Total:</b>			<b>154</b>	<b>2,053,179</b>	<b>154</b>	<b>2,053,179</b>	<b>1,517</b>	<b>1,333</b>	<b>482.7</b>

\* All Locations that do not meet criteria of at least five (5) Acres AND at least \$5M PRV.

**State/Territories Army National Guard  
Base Structure Report - As of 30 Sept 2013**

SITE	COMPONENT	NAME NEAREST CITY	BUILDINGS				STATE OWNED ACRES	TOTAL ACRES	PRV (\$M)
			STATE OWNED		TOTAL				
			COUNT	SQFT	COUNT	SQFT			
<b>Oregon</b>									
Christmas Valley Radar Site	Army Guard	Christmas Valley	4	45,760	4	45,760	326	395	5.8
MTA Camp Rilea	Army Guard	Warrenton	120	471,779	120	471,779	1,800	1,801	174.9
NG Albany Armory	Army Guard	Albany	4	22,872	4	22,872	5	5	6.2
NG Anderson Readiness Center	Army Guard	Salem	3	121,560	3	121,560	14	14	31.9
NG Ashland Armory	Army Guard	Ashland	2	27,082	2	27,082	5	5	7.8
NG Bill Healey Armory	Army Guard	Bend	2	40,556	2	40,556	6	6	10.9
NG Camp Withycombe Clackamas	Army Guard	Clackamas	34	618,105	34	618,105	234	234	160.7
NG Central Oregon Readiness Ctr	Army Guard	Prineville	2	32,971	2	32,971	39	39	8.5
NG Coos Bay Armory	Army Guard	Coos Bay	3	26,167	3	26,167	5	5	7.1
NG Grants Pass Armory	Army Guard	Grants Pass	4	19,153	4	19,153	6	6	5.4
NG Hermiston Armory	Army Guard	Hermiston	2	24,106	2	24,106	7	7	6.5
NG JFHQ Owen Summers Bldg	Army Guard	Salem	2	85,840	2	85,840	14	14	22.2
NG Kliever Memorial Armory	Army Guard	Portland	8	94,192	8	94,192	14	18	24.0
NG Lagrande Armory	Army Guard	La Grande	1	42,352	1	42,352	7	7	11.0
NG Lagrande FMS	Army Guard	La Grande	4	35,102	4	35,102	7	7	8.0
NG Lane County MD/Fms	Army Guard	Springfield	5	202,298	5	202,298	22	22	51.7
NG McMinnville Armory	Army Guard	McMinnville	4	28,741	4	28,741	5	5	6.3
NG McNary Field Salem AASF	Army Guard	Salem	9	129,569	9	129,569	78	78	53.4
NG Medford Armory FMS	Army Guard	Medford	3	46,321	3	46,321	6	6	12.6
NG Ontario Readiness Center	Army Guard	Ontario	1	36,600	1	36,600	8	8	10.6
NG Orang Regional Trng Institute	Army Guard	Monmouth	2	71,700	2	71,700	5	5	16.8
NG Pendleton Armory	Army Guard	Pendleton	7	88,687	7	88,687	24	24	28.5
NG Richard A Miller Armory	Army Guard	Forest Grove	3	39,801	3	39,801	5	5	10.2
NG Roseburg Armory	Army Guard	Roseburg	3	21,354	3	21,354	5	5	5.7
NG Salem Armory	Army Guard	Salem	3	55,621	3	55,621	5	5	13.4
NG Salem FMS	Army Guard	Salem	7	39,490	7	39,490	8	8	11.2
Polk County Readiness Center	Army Guard	Dallas	3	40,124	3	40,124	15	15	13.4
<b>* OTHER SITE(S) : 36</b>			<b>48</b>	<b>342,381</b>	<b>55</b>	<b>349,147</b>	<b>203</b>	<b>0</b>	<b>86.8</b>
<b>Oregon Total:</b>			<b>293</b>	<b>2,850,284</b>	<b>300</b>	<b>2,857,050</b>	<b>2,877</b>	<b>2,749</b>	<b>811.3</b>
<b>Pennsylvania</b>									
Fort Indiantown Gap Area 0	Army Guard	Annville	1	77,635	1	77,635	10	10	18.5
Graterford FMS	Army Guard	Graterford	2	26,065	2	26,065	53	53	11.3
Huntingdon Readiness Center	Army Guard	Huntingdon	1	28,298	1	28,298	12	12	8.7

\* All Locations that do not meet criteria of at least five (5) Acres AND at least \$5M PRV.

## State/Territories Army National Guard Base Structure Report - As of 30 Sept 2013

SITE	COMPONENT	NAME NEAREST CITY	BUILDINGS				STATE OWNED ACRES	TOTAL ACRES	PRV (\$M)
			STATE OWNED		TOTAL				
			COUNT	SQFT	COUNT	SQFT			
NG Altoona	Army Guard	Altoona	5	39,000	5	39,000	10	10	8.9
NG Beaver Falls	Army Guard	Beaver Falls	3	30,843	3	30,843	10	10	8.3
NG Butler	Army Guard	Butler	3	39,977	3	39,977	10	10	11.9
NG Cambridge Springs	Army Guard	Cambridge Springs	3	88,093	3	88,093	100	100	26.8
NG Carlisle	Army Guard	Carlisle	7	85,312	7	85,312	36	36	24.2
NG Clearfield	Army Guard	Clearfield	2	31,928	2	31,928	27	27	9.2
NG Connellsville, Petersburg Rd	Army Guard	Connellsville	2	23,272	2	23,272	15	15	6.2
NG Easton - proposed	Army Guard	Easton	7	61,536	7	61,536	22	22	20.1
NG Elizabethtown Readiness Center	Army Guard	Elizabethtown	5	88,187	5	88,187	36	36	30.0
NG Ford City Readiness Center	Army Guard	Ford City	1	24,514	1	24,514	10	10	7.2
NG Fort Indiantown Gap Area 17	Army Guard	Annville	8	26,475	8	26,475	108	108	5.7
NG Greensburg Hempfield Township	Army Guard	Greensburg	3	25,807	3	25,807	10	10	6.1
NG Harrisburg	Army Guard	Harrisburg	18	145,428	18	145,428	32	32	36.6
NG Hazleton	Army Guard	Hazleton	3	23,731	3	23,731	5	5	6.8
NG Hershey	Army Guard	Hershey	2	25,632	2	25,632	16	16	6.3
NG Hollidaysburg	Army Guard	Duncansville	2	56,853	2	56,853	21	21	16.4
NG Honesdale	Army Guard	Honesdale	4	30,757	4	30,757	10	10	7.9
NG Indiana	Army Guard	Indiana	1	21,556	1	21,556	14	14	6.0
NG Johnstown Airport	Army Guard	Johnstown	4	54,489	4	54,489	8	8	14.2
NG Johnstown FMS 33	Army Guard	Johnstown	3	23,770	3	23,770	10	10	9.5
NG Johnstown Walters	Army Guard	Johnstown	4	40,865	4	40,865	15	15	11.0
NG Kutztown	Army Guard	Kutztown	1	32,489	1	32,489	7	7	9.1
NG Latrobe/Torrance	Army Guard	Latrobe	1	28,973	1	28,973	14	14	7.8
NG Lebanon	Army Guard	Lebanon	1	37,616	1	37,616	10	10	10.2
NG Lehighton	Army Guard	Lehighton	7	27,184	7	27,184	5	5	7.4
NG Lewisburg	Army Guard	Lewisburg	3	34,346	3	34,346	15	15	9.4
NG Lewistown	Army Guard	Lewistown	3	48,621	3	48,621	23	23	13.9
NG Lock Haven	Army Guard	Lock Haven	9	50,532	9	50,532	28	28	14.2
NG Mansfield/Wellsboro	Army Guard	Wellsboro	1	25,499	1	25,499	12	12	6.6
NG Mckean Co Readiness Center	Army Guard	Lewis Run	2	30,130	2	30,130	23	23	8.6
NG Mount Pleasant	Army Guard	Mount Pleasant	2	38,956	2	38,956	11	11	11.7
NG New Castle	Army Guard	New Castle	4	39,814	4	39,814	7	7	10.6
NG New Milford	Army Guard	New Milford	1	25,614	1	25,614	19	19	6.9
NG Philadelphia Southampton	Army Guard	Philadelphia	6	170,298	6	170,298	11	11	52.5
NG Phoenixville	Army Guard	Phoenixville	6	29,265	6	29,265	11	11	7.5

\* All Locations that do not meet criteria of at least five (5) Acres AND at least \$5M PRV.



## State/Territories Army National Guard Base Structure Report - As of 30 Sept 2013

SITE	COMPONENT	NAME NEAREST CITY	BUILDINGS				STATE OWNED ACRES	TOTAL ACRES	PRV (\$M)
			STATE OWNED		TOTAL				
			COUNT	SQFT	COUNT	SQFT			
NG Pittsburgh Crane Armory	Army Guard	Pittsburgh	4	32,623	4	32,623	10	10	9.5
NG Plymouth	Army Guard	Plymouth	4	20,209	4	20,209	12	12	5.0
NG Plymouth Meeting	Army Guard	Plymouth Meeting	2	36,764	2	36,764	20	20	11.8
NG Punxsutawney	Army Guard	Punxsutawney	4	29,910	4	29,910	19	19	8.1
NG Reading	Army Guard	Reading	2	33,112	2	33,112	17	17	10.1
NG Scranton/Taylor NE Reg Mnt Ctr	Army Guard	Taylor	8	26,226	8	26,226	10	10	10.7
NG Somerset Friedens	Army Guard	Friedens	2	21,400	2	21,400	29	29	6.1
NG Spring City Readiness Center	Army Guard	Spring City	2	48,234	2	48,234	50	50	12.7
NG Sunbury	Army Guard	Sunbury	2	19,066	2	19,066	10	10	5.3
NG Tamaqua	Army Guard	Tamaqua	6	19,644	6	19,644	5	5	5.1
NG Washington	Army Guard	Washington	1	45,415	1	45,415	11	11	12.0
NG Wilkes Barre/ Kingston	Army Guard	Kingston	5	102,666	5	102,666	13	13	26.7
NG Williamsport	Army Guard	Williamsport	11	100,735	11	100,735	16	16	30.0
NG Williamstown	Army Guard	Williamstown	1	19,137	1	19,137	6	6	5.2
South Mountain Readiness Center	Army Guard	Fayetteville	1	31,637	1	31,637	30	30	8.6
State Quarters	Army Guard	Annville	36	36,053	36	36,053	88	88	5.9
Waynesburg Readiness Center	Army Guard	Waynesburg	2	37,603	2	37,603	18	18	10.8
<b>* OTHER SITE(S) : 46</b>			<b>86</b>	<b>853,774</b>	<b>92</b>	<b>890,853</b>	<b>540</b>	<b>0</b>	<b>236.2</b>
<b>Pennsylvania Total:</b>			<b>320</b>	<b>3,253,568</b>	<b>326</b>	<b>3,290,647</b>	<b>1,698</b>	<b>1,158</b>	<b>913.8</b>
<b><u>Puerto Rico</u></b>									
NG Arecibo Readiness Center	Army Guard	Arecibo	2	25,308	2	25,308	7	7	5.6
NG Army Aviation Support Facility	Army Guard	San German	5	47,426	5	47,426	14	14	16.2
NG Arroyo Readiness Center	Army Guard	Arroyo	2	30,740	2	30,740	5	5	7.1
NG Caguas Readiness Center	Army Guard	Caguas	4	21,077	4	21,077	5	5	5.4
NG Cayey Readiness Center	Army Guard	Cayey	2	20,100	2	20,100	5	5	5.1
NG Gurabo Readiness Center	Army Guard	Gurabo	4	26,002	4	26,002	13	13	6.3
NG Hangar 21 Readiness Center	Army Guard	San Juan	2	24,880	2	24,880	23	23	18.5
NG Hato Rey Readiness Center	Army Guard	San Juan	2	59,378	2	59,378	11	11	14.0
NG Juncos Readiness Center	Army Guard	Juncos	3	16,878	3	16,878	5	5	5.1
NG Mayaguez Readiness Center	Army Guard	Mayaguez	3	36,621	3	36,621	6	6	8.6
NG Toa Baja Readiness Center	Army Guard	Bayamon	2	27,149	2	27,149	5	5	6.0
NG Vega Baja Readiness Center	Army Guard	Vega Baja	5	54,800	6	55,285	15	15	13.8
<b>* OTHER SITE(S) : 14</b>			<b>24</b>	<b>343,011</b>	<b>24</b>	<b>343,011</b>	<b>65</b>	<b>0</b>	<b>77.7</b>
<b>Puerto Rico Total:</b>			<b>60</b>	<b>733,370</b>	<b>61</b>	<b>733,855</b>	<b>179</b>	<b>114</b>	<b>189.3</b>

\* All Locations that do not meet criteria of at least five (5) Acres AND at least \$5M PRV.

## State/Territories Army National Guard Base Structure Report - As of 30 Sept 2013

SITE	COMPONENT	NAME NEAREST CITY	BUILDINGS				STATE OWNED ACRES	TOTAL ACRES	PRV (\$M)
			STATE OWNED		TOTAL				
			COUNT	SQFT	COUNT	SQFT			
<b>Rhode Island</b>									
NG Armory of Mounted Commands	Army Guard	Providence	2	196,187	2	196,187	6	6	33.3
NG Bristol	Army Guard	Bristol	2	27,537	2	27,537	5	5	7.4
NG Middletown Armory	Army Guard	Middletown	1	18,620	1	18,620	6	6	5.8
NG Quonset Point	Army Guard	North Kingstown	5	162,035	5	162,035	8	9	65.8
NG TS Camp Varnum	Army Guard	Narragansett	26	43,070	26	43,070	34	35	13.7
* OTHER SITE(S) : 8			9	92,376	9	92,376	148	0	27.1
<b>Rhode Island Total:</b>			<b>45</b>	<b>539,825</b>	<b>45</b>	<b>539,825</b>	<b>207</b>	<b>61</b>	<b>153.1</b>
<b>South Carolina</b>									
Charleston Readiness Center	Army Guard	Charleston	2	85,472	2	85,472	0	8	17.2
NG Anderson Lease Facility	Army Guard	Anderson	3	83,454	3	83,454	12	12	15.9
NG Camden Armory	Army Guard	Camden	5	33,610	5	33,610	10	10	5.7
NG Columbia Armory	Army Guard	Columbia	29	268,928	29	268,928	25	25	45.8
NG Columbia TAG	Army Guard	Columbia	2	51,604	2	51,604	6	6	10.3
NG Easley Armory	Army Guard	Easley	5	28,003	5	28,003	7	7	5.1
NG Eastover Armory	Army Guard	Eastover	4	24,679	4	24,679	10	10	5.0
NG Edgefield Armory & OMS 6	Army Guard	Edgefield	17	41,381	17	41,381	10	10	8.2
NG Florence Armory & OMS 12	Army Guard	Florence	14	32,352	14	32,352	9	9	6.9
NG Fountain Inn Armory	Army Guard	Fountain Inn	5	37,478	5	37,478	38	38	6.9
NG Greenville Armory & OMS 2	Army Guard	Greenville	10	34,655	10	34,655	8	8	7.1
NG Greenwood Armory & OMS 4	Army Guard	Greenwood	14	36,936	14	36,936	11	11	7.2
NG Greer Armory	Army Guard	Greer	10	39,103	10	39,103	10	10	8.3
NG Hartsville Armory and OMS 11	Army Guard	Hartsville	10	32,909	10	32,909	10	10	7.1
NG Hodges Armory	Army Guard	Hodges	7	39,933	7	39,933	48	48	7.8
NG Lancaster Armory	Army Guard	Lancaster	8	29,552	8	29,552	12	12	5.9
NG Manning Armory	Army Guard	Manning	2	26,060	2	26,060	10	10	5.4
NG Mt Pleasant Armory	Army Guard	Mt Pleasant	8	31,833	8	31,833	6	6	6.7
NG Mullins Armory & OMS 15	Army Guard	Mullins	6	38,844	6	38,844	10	10	7.3
NG Newberry Armory	Army Guard	Newberry	6	41,547	6	41,547	11	11	8.1
NG North Charleston Armory	Army Guard	North Charleston	10	41,754	10	41,754	15	15	9.2
NG Orangeburg Armory	Army Guard	Orangeburg	3	33,285	3	33,285	10	10	6.4
NG Pickens Armory and TS	Army Guard	Pickens	5	36,786	5	36,786	33	33	5.8
NG Pine Ridge Armory	Army Guard	West Columbia	6	59,696	6	59,696	48	48	12.0
NG Rock Hill Armory and OMS 5	Army Guard	Rock Hill	13	37,756	13	37,756	12	12	8.6

\* All Locations that do not meet criteria of at least five (5) Acres AND at least \$5M PRV.

## State/Territories Army National Guard Base Structure Report - As of 30 Sept 2013

SITE	COMPONENT	NAME NEAREST CITY	BUILDINGS				STATE OWNED ACRES	TOTAL ACRES	PRV (\$M)
			STATE OWNED		TOTAL				
			COUNT	SQFT	COUNT	SQFT			
NG Saluda Armory and OMS 6A	Army Guard	Saluda	8	28,288	8	28,288	7	7	5.5
NG Spartanburg Readiness Center	Army Guard	Spartanburg	3	62,274	3	62,274	12	12	13.4
NG Union Armory and OMS 8	Army Guard	Union	8	30,949	8	30,949	10	10	6.9
NG Varnville Armory and OMS 14	Army Guard	Varnville	13	42,625	13	42,625	24	24	8.6
NG W Columbia Armory	Army Guard	West Columbia	5	25,959	5	25,959	14	14	5.1
NG Walterboro Armory	Army Guard	Walterboro	7	29,948	7	29,948	17	17	5.3
<b>* OTHER SITE(S) : 43</b>			144	679,222	152	780,812	244	0	157.0
<b>South Carolina Total:</b>			<b>392</b>	<b>2,146,875</b>	<b>400</b>	<b>2,248,465</b>	<b>707</b>	<b>472</b>	<b>441.7</b>
<b><u>South Dakota</u></b>									
Camp Rapid	Army Guard	Rapid City	35	482,910	35	482,910	84	84	105.8
NG Brookings Armory/OMS 8	Army Guard	Brookings	3	40,289	3	40,289	10	10	8.6
NG Fort Meade	Army Guard	Sturgis	10	136,890	10	136,890	6,177	6,205	26.6
NG Mitchell TS	Army Guard	Mitchell	6	156,164	6	156,164	0	70	36.9
NG Mobridge Readiness Center	Army Guard	Mobridge	2	19,717	2	19,717	20	20	6.9
NG Pierre	Army Guard	Pierre	4	35,466	4	35,466	0	6	6.1
NG Range Road Armory	Army Guard	Rapid City	3	34,351	3	34,351	14	14	7.1
NG Rapid City AASF/Armory	Army Guard	Rapid City	3	109,257	3	109,257	1	33	29.3
NG Rapid City CSMS	Army Guard	Rapid City	2	29,290	2	29,290	0	29	8.7
NG Sioux Falls UTES	Army Guard	Sioux Falls	4	56,471	4	56,471	57	357	12.1
NG Wagner	Army Guard	Wagner	3	24,186	3	24,186	0	10	5.5
NG Webster	Army Guard	Webster	7	39,783	7	39,783	2	8	7.7
NG West Camp	Army Guard	Rapid City	7	4,228	7	4,228	770	770	6.6
Watertown Complex	Army Guard	Watertown	3	101,648	3	101,648	79	79	24.5
<b>* OTHER SITE(S) : 36</b>			45	372,473	47	375,143	1,492	0	69.4
<b>South Dakota Total:</b>			<b>137</b>	<b>1,643,123</b>	<b>139</b>	<b>1,645,793</b>	<b>8,706</b>	<b>7,694</b>	<b>361.8</b>
<b><u>Tennessee</u></b>									
NG Ashland City	Army Guard	Ashland City	2	26,482	2	26,482	12	12	5.2
NG Athens	Army Guard	Athens	4	39,135	4	39,135	7	7	8.1
NG Bolivar	Army Guard	Bolivar	2	24,276	2	24,276	182	182	5.0
NG Bristol	Army Guard	Bristol	4	26,684	4	26,684	7	7	5.3
NG Camden	Army Guard	Camden	3	25,205	3	25,205	7	7	6.4
NG Centerville	Army Guard	Centerville	3	27,223	3	27,223	15	15	5.2
NG Chattanooga	Army Guard	Chattanooga	17	135,674	17	135,674	16	16	24.3

\* All Locations that do not meet criteria of at least five (5) Acres AND at least \$5M PRV.

## State/Territories Army National Guard Base Structure Report - As of 30 Sept 2013

SITE	COMPONENT	NAME NEAREST CITY	BUILDINGS				STATE OWNED ACRES	TOTAL ACRES	PRV (\$M)
			STATE OWNED		TOTAL				
			COUNT	SQFT	COUNT	SQFT			
NG Clinton	Army Guard	Clinton	2	28,436	2	28,436	14	14	5.5
NG Columbia	Army Guard	Columbia	3	43,765	3	43,765	18	18	9.2
NG Cookeville	Army Guard	Cookeville	6	33,821	6	33,821	12	12	7.2
NG Dresden	Army Guard	Dresden	2	27,051	2	27,051	19	19	5.8
NG Dunlap	Army Guard	Dunlap	3	22,841	3	22,841	10	10	5.1
NG Dyersburg	Army Guard	Dyersburg	1	26,443	1	26,443	10	10	5.3
NG Elizabethton	Army Guard	Elizabethton	3	25,835	3	25,835	15	15	5.3
NG Erwin	Army Guard	Erwin	2	25,779	2	25,779	10	10	5.2
NG Gordonsville	Army Guard	Gordonsville	3	26,572	3	26,572	15	15	5.4
NG Henderson	Army Guard	Henderson	8	66,477	8	66,477	14	14	13.2
NG Humboldt	Army Guard	Humboldt	2	36,192	2	36,192	22	22	7.5
NG Huntingdon	Army Guard	Huntingdon	1	27,386	1	27,386	9	9	5.5
NG Jacksboro	Army Guard	Jacksboro	2	27,795	2	27,795	10	10	5.5
NG Jackson	Army Guard	Jackson	6	77,753	6	77,753	22	22	14.8
NG Jackson Airport Armory	Army Guard	Jackson	5	57,417	5	57,417	60	60	16.5
NG Johnson City Gray	Army Guard	Gray	10	132,098	10	132,098	107	107	27.4
NG Knoxville Concord St	Army Guard	Knoxville	17	112,478	17	112,478	17	17	23.0
NG Knoxville Sutherland	Army Guard	Knoxville	7	72,757	7	72,757	7	7	13.6
NG Lawrenceburg	Army Guard	Lawrenceburg	3	33,690	3	33,690	16	16	6.5
NG Lebanon	Army Guard	Lebanon	4	26,620	4	26,620	19	19	6.1
NG Lenoir City	Army Guard	Lenoir City	2	28,009	2	28,009	15	15	5.7
NG Lewisburg	Army Guard	Lewisburg	4	32,577	4	32,577	14	14	5.0
NG Livingston	Army Guard	Livingston	1	24,938	1	24,938	24	24	5.2
NG Memphis	Army Guard	Memphis	4	58,396	4	58,396	30	30	11.5
NG Nashville	Army Guard	Nashville	23	451,831	23	451,831	86	86	90.6
NG Paris	Army Guard	Paris	4	26,038	4	26,038	23	23	5.6
NG Rogersville	Army Guard	Rogersville	2	26,846	2	26,846	11	11	5.5
NG Sevierville	Army Guard	Pigeon Forge	2	24,817	2	24,817	10	10	5.1
NG Trenton	Army Guard	Trenton	2	38,924	2	38,924	20	20	8.7
NG Tullahoma	Army Guard	Tullahoma	5	25,186	5	25,186	8	8	5.4
NG Union City	Army Guard	Union City	4	46,097	4	46,097	14	14	10.1
NG Waverly	Army Guard	Waverly	4	23,919	4	23,919	14	14	5.1
NG Winchester	Army Guard	Winchester	5	31,060	5	31,060	22	22	6.5
<b>* OTHER SITE(S) : 41</b>			<b>77</b>	<b>821,276</b>	<b>77</b>	<b>821,276</b>	<b>546</b>	<b>0</b>	<b>163.1</b>

\* All Locations that do not meet criteria of at least five (5) Acres AND at least \$5M PRV.

**State/Territories Army National Guard  
Base Structure Report - As of 30 Sept 2013**

SITE	COMPONENT	NAME NEAREST CITY	BUILDINGS				STATE OWNED ACRES	TOTAL ACRES	PRV (\$M)
			STATE OWNED		TOTAL				
			COUNT	SQFT	COUNT	SQFT			
<b>Tennessee Total:</b>			<b>264</b>	<b>2,895,799</b>	<b>264</b>	<b>2,895,799</b>	<b>1,506</b>	<b>960</b>	<b>586.3</b>
<b>Texas</b>									
Camp Maxey	Army Guard	Powderly	36	83,042	36	83,042	6,424	6,424	55.3
NG Bergstrom - (Abia)	Army Guard	Austin	11	209,912	12	230,622	0	70	59.9
NG Bryan	Army Guard	Bryan	5	35,980	5	35,980	14	14	6.8
NG Camp Bowie (State)	Army Guard	Brownwood	44	158,349	44	158,349	4,895	4,895	61.3
NG Camp Mabry	Army Guard	Austin	74	987,782	74	987,782	376	376	170.9
NG Corpus Christi	Army Guard	Corpus Christi	4	67,606	4	67,606	9	9	13.6
NG Dallas - California Crossing	Army Guard	Dallas	6	65,424	6	65,424	0	9	12.5
NG Dallas - Red Bird	Army Guard	Dallas	6	65,626	6	65,626	0	10	12.5
NG El Paso	Army Guard	El Paso	7	63,972	7	63,972	20	20	13.6
NG Fort Worth - Cobb Park	Army Guard	Fort Worth	5	37,727	5	37,727	0	12	7.2
NG Fort Worth - Shoreview	Army Guard	Fort Worth	12	72,414	12	72,414	0	83	21.6
NG Grand Prairie (DNAS)	Army Guard	Grand Prairie	17	125,983	19	224,094	0	145	53.6
NG Lubbock	Army Guard	Lubbock	6	148,440	6	148,440	0	25	27.2
NG Marshall	Army Guard	Marshall	5	28,334	5	28,334	0	13	5.0
NG Martindale - AASF	Army Guard	San Antonio	19	114,419	19	114,419	219	219	35.6
NG New Braunfels	Army Guard	New Braunfels	6	27,652	6	27,652	7	7	5.2
NG San Angelo - US 67	Army Guard	San Angelo	2	44,033	2	44,033	10	10	5.8
NG Waco	Army Guard	Waco	4	78,328	4	78,328	5	5	14.0
NG Weslaco	Army Guard	Weslaco	2	85,231	2	85,231	20	20	15.5
NG Wichita Falls	Army Guard	Wichita Falls	4	24,610	4	24,610	0	9	5.4
NG Wylie	Army Guard	Wylie	3	54,174	3	54,174	11	11	11.1
Northwest Houston	Army Guard	Houston	4	173,002	4	173,002	18	18	38.4
SHEFFIELD - CHALLENGE	Army Guard	Sheffield	0	0	6	50,642	0	24	7.5
* OTHER SITE(S) : 47			81	655,185	92	696,777	1,455	0	126.4
<b>Texas Total:</b>			<b>363</b>	<b>3,407,225</b>	<b>383</b>	<b>3,618,280</b>	<b>13,484</b>	<b>12,428</b>	<b>785.8</b>

**Utah**

NG Cedar City Armory/FMS 5	Army Guard	Cedar City	4	23,245	4	23,245	7	7	6.5
NG Draper Complex	Army Guard	Draper	14	380,965	14	380,965	42	42	89.8
NG E.J. Garn Armory/FMS	Army Guard	West Jordan	7	106,535	7	106,535	20	20	29.9
NG E.J. Garn Aviation Complex	Army Guard	West Jordan	9	120,622	9	120,622	0	40	45.7
NG Logan Armory/FMS 1A	Army Guard	Logan	2	27,418	2	27,418	5	5	12.8
NG Mount Pleasant Armory	Army Guard	Mount Pleasant	3	20,463	3	20,463	6	6	5.1

\* All Locations that do not meet criteria of at least five (5) Acres AND at least \$5M PRV.

## State/Territories Army National Guard Base Structure Report - As of 30 Sept 2013

SITE	COMPONENT	NAME NEAREST CITY	BUILDINGS				STATE OWNED ACRES	TOTAL ACRES	PRV (\$M)
			STATE OWNED		TOTAL				
			COUNT	SQFT	COUNT	SQFT			
NG New SLC Readiness Center	Army Guard	Salt Lake City	3	68,435	3	68,435	23	23	15.6
NG Ogden Armory/FMS 1	Army Guard	Ogden	6	53,220	6	53,220	15	15	19.3
NG Orem Armory	Army Guard	Orem	2	78,778	2	78,778	0	6	17.8
NG Richfield Armory/FMS 5A	Army Guard	Richfield	4	24,947	4	24,947	5	5	7.2
NG Utah County South Armory/FMS 9	Army Guard	Spanish Fork	8	78,037	8	78,037	20	20	24.6
<b>* OTHER SITE(S) : 29</b>			<b>42</b>	<b>244,007</b>	<b>49</b>	<b>253,971</b>	<b>103</b>	<b>0</b>	<b>73.5</b>
<b>Utah Total:</b>			<b>104</b>	<b>1,226,672</b>	<b>111</b>	<b>1,236,636</b>	<b>246</b>	<b>189</b>	<b>347.7</b>
<b><u>Vermont</u></b>									
NG Campbell Armory	Army Guard	Montpelier	2	34,794	2	34,794	8	8	7.2
NG TS Camp Johnson	Army Guard	Colchester	38	209,570	38	209,570	64	64	55.8
NG Westminster TS	Army Guard	Westminster	8	47,754	8	47,754	52	52	11.1
<b>* OTHER SITE(S) : 22</b>			<b>28</b>	<b>248,397</b>	<b>32</b>	<b>252,132</b>	<b>87</b>	<b>0</b>	<b>57.0</b>
<b>Vermont Total:</b>			<b>76</b>	<b>540,515</b>	<b>80</b>	<b>544,250</b>	<b>210</b>	<b>123</b>	<b>131.2</b>
<b><u>Virgin Islands</u></b>									
NG Estate Nazareth Military Compound	Army Guard	Charlotte Amalie	6	53,047	6	53,047	18	18	12.6
<b>* OTHER SITE(S) : 3</b>			<b>2</b>	<b>24,661</b>	<b>3</b>	<b>40,061</b>	<b>42</b>	<b>0</b>	<b>10.8</b>
<b>Virgin Islands Total:</b>			<b>8</b>	<b>77,708</b>	<b>9</b>	<b>93,108</b>	<b>60</b>	<b>18</b>	<b>23.4</b>
<b><u>Virginia</u></b>									
NG Blackstone	Army Guard	Blackstone	3	31,710	3	31,710	7	7	6.2
NG Cedar Bluff	Army Guard	Cedar Bluff	3	29,419	3	29,419	10	10	6.3
NG Charlottesville	Army Guard	Charlottesville	2	28,661	2	28,661	10	10	5.7
NG Danville	Army Guard	Danville	3	50,472	3	50,472	15	15	10.5
NG Emporia	Army Guard	Emporia	2	27,696	2	27,696	0	8	5.7
NG Fredericksburg	Army Guard	Fredericksburg	2	58,041	2	58,041	7	7	12.5
NG Gate City	Army Guard	Gate City	2	43,954	2	43,954	5	5	8.9
NG Lynchburg	Army Guard	Lynchburg	3	34,523	3	34,523	28	28	7.1
NG Manassas	Army Guard	Manassas	1	34,400	1	34,400	6	6	6.3
NG Norfolk	Army Guard	Norfolk	2	54,579	2	54,579	19	19	13.0
NG Petersburg	Army Guard	Petersburg	2	31,833	2	31,833	10	10	6.6
NG Portsmouth	Army Guard	Portsmouth	3	30,644	3	30,644	10	10	7.0
NG Powhatan	Army Guard	Powhatan	1	30,113	1	30,113	10	10	6.6
NG Staunton	Army Guard	Staunton	1	45,560	1	45,560	5	5	8.5

\* All Locations that do not meet criteria of at least five (5) Acres AND at least \$5M PRV.

**State/Territories Army National Guard  
Base Structure Report - As of 30 Sept 2013**

SITE	COMPONENT	NAME NEAREST CITY	BUILDINGS				STATE OWNED ACRES	TOTAL ACRES	PRV (\$M)
			STATE OWNED		TOTAL				
			COUNT	SQFT	COUNT	SQFT			
NG Waller Depot	Army Guard	Richmond	7	52,790	7	52,790	6	6	6.6
NG West Point Armory	Army Guard	West Point	2	27,008	2	27,008	0	5	5.1
NG Winchester	Army Guard	Winchester	4	64,529	4	64,529	0	10	14.2
NG Woodstock Armory	Army Guard	Woodstock	2	30,076	2	30,076	7	7	5.5
<b>* OTHER SITE(S) : 28</b>			<b>26</b>	<b>391,562</b>	<b>32</b>	<b>411,522</b>	<b>114</b>	<b>0</b>	<b>83.9</b>
<b>Virginia Total:</b>			<b>71</b>	<b>1,097,570</b>	<b>77</b>	<b>1,117,530</b>	<b>268</b>	<b>178</b>	<b>226.3</b>
<b><u>Washington</u></b>									
NG Bellingham	Army Guard	Bellingham	2	20,292	2	20,292	6	6	6.1
NG Bremerton	Army Guard	Bremerton	6	87,603	6	87,603	81	81	21.6
NG Buckley	Army Guard	Buckley	1	27,092	1	27,092	10	10	7.0
NG Camp Murray	Army Guard	Lakewood	83	531,906	84	534,706	231	235	147.6
NG Centralia	Army Guard	Centralia	5	37,288	5	37,288	8	8	8.6
NG Ephrata	Army Guard	Ephrata	7	24,390	7	24,390	13	13	6.8
NG Grandview	Army Guard	Grandview	2	26,475	2	26,475	11	11	6.7
NG Montesano	Army Guard	Montesano	6	36,298	6	36,298	14	14	9.7
NG Moses Lake	Army Guard	Moses Lake	2	32,795	2	32,795	10	10	8.2
NG Port Orchard	Army Guard	Port Orchard	4	27,805	4	27,805	9	9	7.5
NG Seattle Pier 91	Army Guard	Seattle	8	87,149	8	87,149	25	25	25.3
NG Yakima Airport	Army Guard	Yakima	2	66,038	2	66,038	10	10	15.5
<b>* OTHER SITE(S) : 18</b>			<b>30</b>	<b>241,748</b>	<b>36</b>	<b>259,022</b>	<b>38</b>	<b>0</b>	<b>58.9</b>
<b>Washington Total:</b>			<b>158</b>	<b>1,246,879</b>	<b>165</b>	<b>1,266,953</b>	<b>466</b>	<b>432</b>	<b>329.6</b>
<b><u>West Virginia</u></b>									
CTC Camp Dawson-Kingwood	Army Guard	Kingwood	87	559,069	87	559,069	2,289	3,889	151.8
Elkins MD	Army Guard	Elkins	3	57,148	3	57,148	111	111	14.0
Jackson County	Army Guard	Millwood	5	81,494	5	81,494	312	312	22.3
NG Bluefield	Army Guard	Bluefield	5	41,853	5	41,853	28	28	10.3
NG Buckhannon	Army Guard	Buckhannon	13	72,055	13	72,055	18	18	17.1
NG Charleston	Army Guard	Charleston	9	148,152	9	148,152	55	55	35.8
NG Clarksburg	Army Guard	Clarksburg	1	32,735	1	32,735	10	10	8.5
NG Elkins	Army Guard	Elkins	1	21,371	1	21,371	8	8	7.0
NG Fairmont	Army Guard	Fairmont	1	43,756	1	43,756	9	9	10.1
NG FWAATS-Bridgeport	Army Guard	Bridgeport	1	35,568	2	47,618	0	21	13.7
NG Gassaway	Army Guard	Gassaway	3	29,579	3	29,579	6	6	6.4

\* All Locations that do not meet criteria of at least five (5) Acres AND at least \$5M PRV.

**State/Territories Army National Guard  
Base Structure Report - As of 30 Sept 2013**

SITE	COMPONENT	NAME NEAREST CITY	BUILDINGS				STATE OWNED ACRES	TOTAL ACRES	PRV (\$M)
			STATE OWNED		TOTAL				
			COUNT	SQFT	COUNT	SQFT			
NG Glen Jean MD Complex	Army Guard	Glen Jean	4	111,628	5	138,499	35	35	35.2
NG Huntington Barbour	Army Guard	Huntington	4	26,699	4	26,699	7	7	6.1
NG Huntington Tri-State	Army Guard	Kenova	7	95,324	7	95,324	0	41	22.2
NG Lewisburg Readiness Center	Army Guard	Maxwelton	1	45,803	1	45,803	22	22	11.4
NG Memorial Training Tunnel	Army Guard	Gallagher	2	9,780	2	9,780	22	22	22.1
NG Morgantown	Army Guard	Morgantown	2	22,783	2	22,783	5	5	5.4
NG Moundsville	Army Guard	Moundsville	4	38,442	4	38,442	6	6	9.3
NG Parkersburg	Army Guard	Parkersburg	3	41,337	3	41,337	9	9	11.1
NG Point Pleasant	Army Guard	Point Pleasant	6	68,877	6	68,877	16	16	14.9
NG Salem	Army Guard	Salem	1	27,781	1	27,781	13	13	6.1
NG St Albans	Army Guard	St. Albans	2	41,853	2	41,853	13	13	9.9
NG Summersville	Army Guard	Summersville	1	85,490	1	85,490	35	35	20.5
NG Welch	Army Guard	Welch	1	26,845	1	26,845	6	6	6.2
NG Wheeling	Army Guard	Wheeling	3	59,127	3	59,127	0	43	21.1
Williamstown	Army Guard	Williamstown	8	106,809	8	106,809	0	103	31.6
<b>* OTHER SITE(S) : 18</b>			<b>14</b>	<b>142,661</b>	<b>21</b>	<b>154,996</b>	<b>203</b>	<b>0</b>	<b>37.1</b>
<b>West Virginia Total:</b>			<b>192</b>	<b>2,074,019</b>	<b>201</b>	<b>2,125,275</b>	<b>3,237</b>	<b>4,841</b>	<b>567.4</b>

**Wisconsin**

Camp Williams Tomah MTA	Army Guard	Camp Douglas	49	477,062	49	477,062	114	114	111.0
Madison MD	Army Guard	Madison	3	189,635	3	189,635	36	36	49.6
NG Appleton	Army Guard	Appleton	3	52,040	3	52,040	13	13	11.7
NG Ashland	Army Guard	Ashland	2	30,197	2	30,197	9	9	5.6
NG Beloit	Army Guard	Beloit	1	33,467	1	33,467	13	13	8.4
NG Black River Falls	Army Guard	Black River Falls	3	34,784	3	34,784	10	10	8.0
NG Chippewa Falls	Army Guard	Chippewa Falls	2	52,782	2	52,782	14	14	11.7
NG Eau Claire	Army Guard	Eau Claire	4	64,278	4	64,278	9	9	15.6
NG Fort Atkinson	Army Guard	Fort Atkinson	3	29,152	3	29,152	6	6	6.4
NG Green Bay	Army Guard	Green Bay	3	25,127	3	25,127	12	12	6.0
NG Hayward	Army Guard	Hayward	4	33,241	4	33,241	6	6	6.1
NG Hayward OMS 12	Army Guard	Hayward	1	20,539	1	20,539	8	8	7.2
NG Kenosha OMS 6	Army Guard	Kenosha	3	57,323	3	57,323	14	14	14.7
NG Madison OMS 9	Army Guard	Madison	5	128,441	5	128,441	22	22	26.0
NG Madison TAGO/STARC	Army Guard	Madison	2	291,681	2	291,681	16	16	37.4
NG Marshfield	Army Guard	Marshfield	2	45,551	2	45,551	10	10	10.9

\* All Locations that do not meet criteria of at least five (5) Acres AND at least \$5M PRV.



## State/Territories Army National Guard Base Structure Report - As of 30 Sept 2013

SITE	COMPONENT	NAME NEAREST CITY	BUILDINGS				STATE OWNED ACRES	TOTAL ACRES	PRV (\$M)
			STATE OWNED		TOTAL				
			COUNT	SQFT	COUNT	SQFT			
NG Medford	Army Guard	Medford	4	29,263	4	29,263	5	5	5.3
NG Milwaukee OMS 3	Army Guard	Milwaukee	6	174,786	6	174,786	10	10	42.1
NG New Richmond	Army Guard	New Richmond	2	27,953	2	27,953	19	19	6.2
NG Oconomowoc	Army Guard	Oconomowoc	2	36,380	2	36,380	5	5	9.0
NG Onalaska	Army Guard	Onalaska	3	59,515	3	59,515	15	15	12.6
NG Oshkosh & FMS	Army Guard	Oshkosh	3	54,494	3	54,494	35	35	14.1
NG Richland Center	Army Guard	Richland Center	2	24,136	2	24,136	8	8	5.9
NG Superior	Army Guard	Superior	4	46,868	4	46,868	7	7	7.9
NG Sussex OMS 5	Army Guard	Sussex	3	52,825	3	52,825	15	15	14.5
NG Tomah	Army Guard	Tomah	3	25,124	3	25,124	7	7	5.8
NG West Bend AASF 1 & Armory	Army Guard	West Bend	5	116,287	5	116,287	40	40	37.8
NG Whitewater OMS 8	Army Guard	Whitewater	4	56,907	4	56,907	10	10	15.7
NG WI Rapids OMS 14	Army Guard	Wisconsin Rapids	5	46,580	5	46,580	5	5	11.4
<b>* OTHER SITE(S) : 43</b>			<b>85</b>	<b>813,969</b>	<b>85</b>	<b>813,969</b>	<b>267</b>	<b>0</b>	<b>181.1</b>
<b>Wisconsin Total:</b>			<b>221</b>	<b>3,130,387</b>	<b>221</b>	<b>3,130,387</b>	<b>758</b>	<b>491</b>	<b>705.4</b>
<b>Wyoming</b>									
Laramie Complex	Army Guard	Laramie	2	38,072	2	38,072	0	50	11.5
MTCH Camp Guernsey	Army Guard	Guernsey	140	554,157	140	554,157	64,247	74,037	250.3
NG Casper	Army Guard	Casper	2	41,577	2	41,577	33	33	10.9
NG Cheyenne	Army Guard	Cheyenne	4	124,464	4	124,464	19	19	27.6
NG Cheyenne MAP	Army Guard	Cheyenne	3	48,644	3	48,644	34	34	10.2
NG Douglas	Army Guard	Douglas	1	23,015	1	23,015	8	8	5.3
NG Laramie	Army Guard	Laramie	4	35,937	4	35,937	11	11	9.0
NG Lovell	Army Guard	Lovell	3	27,049	3	27,049	5	5	5.8
NG Sheridan	Army Guard	Sheridan	2	25,697	2	25,697	9	9	6.6
NG Torrington	Army Guard	Torrington	3	55,931	3	55,931	5	5	10.9
<b>* OTHER SITE(S) : 14</b>			<b>17</b>	<b>175,231</b>	<b>17</b>	<b>175,231</b>	<b>109</b>	<b>0</b>	<b>41.4</b>
<b>Wyoming Total:</b>			<b>181</b>	<b>1,149,774</b>	<b>181</b>	<b>1,149,774</b>	<b>64,480</b>	<b>74,210</b>	<b>389.6</b>
<b>US/US Territories Total:</b>			<b>13,476</b>	<b>108,412,197</b>	<b>13,824</b>	<b>110,350,229</b>	<b>609,854</b>	<b>1,195,955</b>	<b>28,895.3</b>

\* All Locations that do not meet criteria of at least five (5) Acres AND at least \$5M PRV.

**DEPARTMENT OF DEFENSE**

**Base Structure Report – As of 30 Sept 2013**

**IX. Personnel Data from DMDC**

Active Duty, Selected Reserve and Civilian by Location and Base

Data as of: September 2013

Data Source: Active Duty Military Personnel File, RCCPDS and Civilian Personnel File

State/Country	Base	Active Duty					Selected Reserve						Civilian	Grand Total	
		Army	Navy	Marine Corps	Air Force	Total	Army National Guard	Army Reserve	Navy Reserve	Marine Corps Reserve	Air National Guard	Air Force Reserve			Total
ALABAMA	ANNISTON ARMY DEPOT	7	0	0	0	7	0	283	0	0	0	0	283	3,341	3,631
	BIRMINGHAM MAP AGS	0	0	0	0	0	574	47	0	0	942	0	1,563	222	1,785
	BIRMINGHAM SUPPORT	0	0	0	0	0	0	0	0	0	0	0	0	6	6
	DOTHAN AG	0	0	0	2	2	146	0	0	0	0	0	146	0	148
	ENDIST MOBILE AL	0	0	0	0	0	0	0	0	0	0	0	0	111	111
	FORT RUCKER	3,594	3	0	128	3,725	359	271	0	0	0	0	630	2,765	7,120
	FT GEORGE WALLACE MONTGOMERY	0	0	0	0	0	0	0	0	0	0	0	0	366	366
	HALL AGS	32	0	0	0	32	0	0	0	0	169	0	169	16	217
	HAMILTON	0	0	0	0	0	0	0	0	0	0	0	0	16	16
	MARTIN ANG	0	0	0	0	0	0	0	0	0	0	0	0	20	20
	MAXWELL AFB (INCL GUNTER)	61	54	19	2,585	2,719	20	213	2	1	1,184	1,305	2,725	2,709	8,153
	NAVMARCORESCEN MOBILE	2	3	0	0	5	120	0	0	0	0	0	120	8	133
	REDSTONE ARSENAL	580	5	11	1	597	69	529	0	125	0	0	723	15,393	16,713
	WRIGHT USARC MOBILE	0	0	0	0	0	590	253	0	0	0	0	843	5	848
	OTHER	436	40	110	256	842	9,131	3,759	347	519	30	3	13,789	531	15,162
ALASKA	EIELSON AFB	0	0	0	1,866	1,866	183	0	0	613	7	803	588	3,227	
	ELMENDORF AFB	5	1	8	5,602	5,616	19	0	0	40	1,382	387	1,828	2,149	9,593
	ENDIST ALASKA ANCHORAGE	0	0	0	0	0	0	0	0	0	0	0	26	26	
	FORT JONATHAN WAINWRIGHT	6,394	0	0	38	6,432	0	115	0	0	0	0	115	713	7,260
	FORT RICHARDSON	6,890	1	0	1	6,892	1,045	309	66	0	26	0	1,446	1,526	9,864
	KENAI ARPT	0	0	0	0	0	29	0	0	0	0	0	29	3	32
	USCG ANCHORAGE	4	1	0	14	19	0	0	0	0	1	1	0	0	20
	USCG KETCHIKAN	0	0	0	0	0	30	0	0	0	0	0	30	0	30
	USCG KODIAK	0	48	0	0	48	23	0	0	0	0	0	23	0	71
	USCG SITKA	0	0	0	0	0	16	0	0	0	0	0	16	0	16
	USCG VALDEZ	0	0	0	0	0	2	0	0	0	0	0	2	0	2
	OTHER	34	24	8	1	67	529	0	2	0	0	0	531	27	625
	DAVIS-MONTHAN AFB	51	2	0	6,370	6,423	0	0	0	177	786	963	1,764	9,150	
	FORT HUACHUCA	4,433	0	69	31	4,533	0	17	0	4	0	0	21	2,917	7,471
LUKE AFB	1	8	13	3,711	3,733	0	0	586	372	1	736	1,695	1,037	6,465	
PHOENIX AGS	0	0	0	0	0	0	38	0	0	840	0	878	384	1,262	
PHOENIX ARNG	1	0	0	0	1	1,833	441	0	0	65	0	2,339	490	2,830	
TUCSON IAP AGS	1	4	0	25	30	310	0	0	0	1,428	12	1,750	657	2,437	
YUMA MCAS	23	148	4,760	22	4,953	35	0	25	0	0	0	60	514	5,527	
YUMA PROVING GROUND	99	3	0	0	102	0	1	0	0	0	0	1	703	806	
OTHER	303	187	161	74	725	2,872	2,849	250	184	0	9	6,164	585	7,474	
ARKANSAS	ENDIST LITTLE ROCK AR	1	0	0	0	1	0	0	0	0	0	0	0	671	672
	FORT SMITH MAP AGS	26	0	0	3	29	0	0	0	924	0	924	244	1,197	
	HOT SPRINGS MEM FLD	0	0	0	1	1	0	0	0	0	0	0	0	1	
	LITTLE ROCK AFB	38	6	134	5,369	5,547	0	123	1	13	863	571	1,571	975	8,093
	MTA CAMP ROBINSON	1	2	9	0	12	1,922	1,021	184	161	49	0	3,337	482	3,831
	PINE BLUFF ARSENAL	6	0	0	1	7	125	24	0	0	0	0	149	803	959
	OTHER	42	0	31	10	83	5,409	1,102	0	0	0	0	6,511	236	6,830

State/Country	Base	Active Duty					Selected Reserve							Civilian Total	Grand Total
		Army	Navy	Marine Corps	Air Force	Total	Army National Guard	Army Reserve	Navy Reserve	Marine Corps Reserve	Air National Guard	Air Force Reserve	Total		
CALIFORNIA	CHINA LAKE NAVWEAPCEN	1	526	63	1	591	0	0	3	0	0	0	3	3,706	4,300
	CONCORD NAVWEAPSTA	0	3	0	0	3	0	451	0	0	0	0	451	69	523
	CORONADO NAV AMPHIB BASE	21	10,247	146	1	10,415	0	0	356	2	0	0	358	5,915	16,688
	COSTA MESA ANG STA	0	0	0	0	0	0	86	0	0	82	0	168	4	172
	DEF DISTRIBUTION CTR-SAN JOAQU	6	3	0	0	9	0	0	0	0	0	0	0	1,448	1,457
	EDWARDS AFB	3	4	31	2,013	2,051	74	0	0	0	0	74	148	3,992	6,191
	EL CENTRO NAF	0	193	0	1	194	75	0	0	0	0	0	75	107	376
	ENDIST LOS ANGELES CA	2	0	0	0	2	0	0	0	0	0	0	0	976	978
	ENDIST SACRAMENTO CA	6	0	0	0	6	0	0	0	0	0	0	0	1,428	1,434
	ENDIST SAN FRANCISCO CA	0	0	0	0	0	0	0	0	0	0	0	0	339	339
	FLEET ASW TRNG CTR PACIFIC	0	1,267	1	0	1,268	0	0	81	0	0	0	81	234	1,583
	FORT HUNTER-LIGGETT	0	0	0	0	0	0	241	0	0	0	0	241	300	541
	FORT IRWIN	4,044	3	0	34	4,081	96	6	0	0	0	0	102	1,073	5,256
	FORT MACARTHUR	0	0	0	1	1	92	0	614	3	0	1	710	14	725
	FRESNO AIR TERM AGS	0	1	0	0	1	887	0	0	0	1,008	0	1,895	442	2,338
	LEMOORE NAS	3	2,460	96	1	2,560	0	0	397	163	0	0	560	643	3,763
	LOS ALAMITOS AFRC	17	0	12	0	29	1,222	953	1	183	0	0	2,359	47	2,435
	LOS ANGELES AFB	75	175	19	1,120	1,389	0	25	37	0	0	137	199	1,647	3,235
	MARCH AFB	0	12	0	224	236	497	1,385	450	0	941	3,652	6,925	1,236	8,397
	MCAS MIRAMAR	15	371	7,747	56	8,189	0	0	1,292	822	0	0	2,114	646	10,949
	NAVAL MEDICAL CTR SAN DIEGO	34	3,011	87	1	3,133	0	2	9	1	0	0	12	2,203	5,348
	NAVAL POSTGRADUATE SCH	6	906	0	6	918	0	0	23	0	0	0	23	1,511	2,452
	NORTH ISLAND NAS	0	6,379	95	1	6,475	0	0	2,215	2	0	0	2,217	1,129	9,821
	NORTH ISLAND NV AVIATION DEPOT	0	0	0	0	0	0	0	0	0	0	0	0	2,467	2,467
	NORWALK DEF FUEL SPT PT	0	0	0	0	0	0	0	0	0	0	0	0	2	2
	ONIZUKA AFB	2	0	0	14	16	0	0	0	0	0	1	1	183	200
	PORT HUENEME NCBC	5	1,160	21	156	1,342	0	126	808	144	0	0	1,078	3,504	5,924
	PRESIDIO OF MONTEREY	1,973	633	636	1,843	5,085	0	1	0	0	0	1	2	2,637	7,724
	PT MUGU NAS	0	717	0	0	717	0	0	240	0	0	0	240	1,577	2,534
	SAN DIEGO MC RECRUIT DEPOT	0	138	6,791	0	6,929	0	0	0	674	0	0	674	488	8,091
	SAN DIEGO NAVSTA	1	18,691	22	0	18,714	0	0	382	0	0	0	382	4,197	23,293
	SAN DIEGO NAVSUBBASE	0	1,684	15	0	1,699	0	0	21	0	0	0	21	4,495	6,215
	SAN DIEGO NSC	38	274	0	0	312	0	1	69	0	0	0	70	1,333	1,715
	SEAL BEACH NAVWEAPSTA	0	148	38	6	192	0	1	57	496	0	0	554	294	1,040
	SHARPE ARMY DEPOT	0	0	14	1	15	0	0	1	111	0	2	114	112	241
	SIERRA ARMY DEPOT	1	0	0	0	1	0	0	0	0	0	0	0	1,219	1,220
	TRAVIS AFB	22	168	0	6,623	6,813	11	0	0	0	1	3,155	3,167	1,710	11,690
	USCG TRACEN PETALUMA	0	1	0	1	2	119	0	0	0	0	0	119	0	121
	USMC MOUNTAIN WARFARE TRNG CT	0	25	211	0	236	0	0	0	0	0	0	0	18	254
	VANDENBERG AFB	21	21	5	2,706	2,753	73	0	1	0	134	191	399	1,222	4,374
OTHER	1,317	16,701	13,797	363	32,178	12,884	11,181	1,775	2,168	2,271	13	30,292	5,888	68,358	
COLORADO	BUCKLEY AFB	267	296	61	1,604	2,228	765	0	679	219	1,199	381	3,243	1,160	6,631
	DFAS DENVER CENTER	0	0	0	0	0	0	0	0	0	0	0	153	153	
	FORT CARSON	25,539	24	13	182	25,758	541	2,428	540	91	0	0	3,600	3,647	33,005
	FORT COLLINS	7	0	0	8	15	0	0	0	0	0	0	73	88	
	LAMAR COMMFAC ANNEX	0	0	0	0	0	0	0	0	0	0	0	22	22	
	PETERSON AFB	314	163	35	3,434	3,946	575	208	6	74	1,829	2,692	3,595	10,233	
	PUEBLO ARMY DEPOT ACT	2	0	0	0	2	0	0	0	0	0	0	354	356	
	SCHRIEVER AFB	195	12	0	1,599	1,806	0	16	0	0	0	558	574	648	3,028
	USAF ACADEMY	0	9	3	2,138	2,150	0	0	0	0	0	124	124	1,505	3,779
	OTHER	453	181	105	283	1,022	2,644	2,366	29	202	382	12	5,635	985	7,642

State/Country	Base	Active Duty					Selected Reserve						Civilian Total	Grand Total	
		Army	Navy	Marine Corps	Air Force	Total	Army National Guard	Army Reserve	Navy Reserve	Marine Corps Reserve	Air National Guard	Air Force Reserve			Total
CONNECTICUT	BRADLEY IAP-AGS	0	0	0	0	0	256	0	0	0	950	0	1,206	359	1,565
	FORT NATHAN HALE	0	0	12	0	12	221	0	229	88	0	0	538	0	550
	NAV WPNS INDUS RSV PLANT	0	0	0	0	0	0	0	0	0	0	0	0	10	10
	NEW LONDON NAVSUBBASE	7	5,282	0	1	5,290	573	0	55	0	0	0	628	1,270	7,188
	ORANGE AGS	0	0	0	0	0	0	0	0	0	191	0	191	30	221
	STRATFORD ARMY ENGINE PLANT	0	0	0	0	0	0	0	0	0	0	0	0	155	155
	OTHER	89	809	16	29	943	2,551	1,309	116	183	34	5	4,198	726	5,867
DELAWARE	DOVER AFB	7	19	0	3,566	3,592	195	12	1	0	1,123	1,703	3,034	1,393	8,019
	LEWES NAVFAC	0	0	0	0	0	0	177	0	0	0	0	177	0	177
	OTHER	33	2	21	8	64	1,409	455	108	181	0	1	2,154	152	2,370
DISTRICT OF COLUMBIA	ARMY ATTACHE DEPT OF STATE	27	25	13	6	71	0	0	1	0	0	0	1	4	76
	DFAS HEADQUARTERS	0	0	0	0	0	0	0	0	0	0	0	0	2,827	2,827
	FORT LESLIE J MCNAIR	549	93	38	151	831	0	93	9	1	0	3	106	3,491	4,428
	JOINT BASE ANACOSTIA-BOLLING	3	1,170	48	1,165	2,386	268	27	74	141	41	91	642	4,178	7,206
	MARINE BARRACKS WASH D C	0	0	1,114	602	1,716	1,155	0	0	0	38	200	1,393	236	3,345
	WALTER REED ARMY MED CTR	302	2	0	6	310	0	119	0	0	0	0	119	484	913
	WASHINGTON NAVDIST HQ	477	2,490	248	2	3,217	0	73	70	220	0	1	364	11,740	15,321
FLORIDA	OTHER	155	310	69	31	565	0	19	23	0	1	0	43	29	637
	BLOUNT ISLAND	0	12	80	0	92	0	1	3	0	0	0	4	0	96
	CAMP BLANDING	15	0	0	7	22	1,150	197	0	0	217	0	1,564	63	1,649
	CORRY STATION NTTC	180	555	199	0	934	0	143	0	1	0	0	144	278	1,356
	EGLIN AFB	1,810	252	222	5,572	7,856	104	0	1	0	1	1,163	1,269	5,040	14,165
	FORT MYERS	0	0	0	2	2	0	0	0	0	0	0	0	2	4
	FRC SOUTHEAST JACKSONVILLE NAS	0	0	0	0	0	0	0	0	0	0	0	0	2,667	2,667
	HQ STRICOM ORLANDO	60	0	0	0	60	0	1	0	0	0	0	1	1,117	1,178
	HURLBURT FIELD	432	14	2	8,085	8,533	0	0	0	4	468	472	1,415	10,420	
	JACKSONVILLE AFS	7	0	0	7	14	0	0	0	0	977	0	977	284	1,275
	JACKSONVILLE ENDIST	47	0	0	0	47	0	0	0	0	0	0	0	829	876
	JACKSONVILLE NAS	0	5,524	86	0	5,610	0	450	2,434	184	0	0	3,068	5,167	13,845
	KEY WEST NAS	57	598	5	44	704	0	0	57	0	2	0	59	364	1,127
	MACDILL AFB	1,342	511	938	3,491	6,282	79	376	870	3	185	1,254	2,767	2,323	11,372
	MAYPORT NAVSTA	5	5,635	0	0	5,640	0	0	174	0	0	0	174	634	6,448
	MIAMI COAST GUARD	0	1	0	0	1	0	0	0	0	0	0	0	0	1
	NAV COASTAL SYSTEMS CTR	28	455	55	0	538	0	0	0	2	0	0	2	1,472	2,012
	NAV ED & TRN PGM MGMT SPT ACT	0	21	0	0	21	0	0	573	0	0	0	573	275	869
	NAVAL HOSPITAL PENSACOLA	0	959	0	0	959	0	0	2	0	0	0	2	432	1,393
	NSA ORLANDO	1	133	17	0	151	163	1,452	602	52	0	0	2,269	265	2,685
	PATRICK AFB	39	19	5	1,384	1,447	181	0	0	0	96	1,308	1,585	2,052	5,084
PENSACOLA NAS	7	7,935	2,682	894	11,518	0	0	430	144	0	0	574	1,733	13,825	
SOUTHERN COMMAND	287	145	91	130	653	502	1,507	13	4	3	56	2,085	650	3,388	
TYNDALL AFB	14	3	1	2,900	2,918	0	0	0	0	443	164	607	981	4,506	
WHITING FIELD NAS	0	970	0	0	970	57	75	23	0	0	0	155	183	1,308	
OTHER	1,363	2,764	540	516	5,183	7,884	5,710	1,055	982	68	1,796	17,495	2,132	24,810	

State/Country	Base	Active Duty					Selected Reserve							Civilian Total	Grand Total	
		Army	Navy	Marine Corps	Air Force	Total	Army National Guard	Army Reserve	Navy Reserve	Marine Corps Reserve	Air National Guard	Air Force Reserve	Total			
GEORGIA	ALBANY MCLB	3	30	353	0	386	0	0	2	135	0	0	137	2,493	3,016	
	ATLANTA NAS	0	1	0	0	1	1,406	26	0	0	0	1,432	205	1,638		
	DOBBINS ARB	0	18	31	7	56	91	62	1,192	193	118	1,668	3,324	598	3,978	
	ENDIST SAVANNAH GEORGIA	0	0	0	0	0	0	1	0	0	0	0	1	40	41	
	FORT BENNING	24,035	12	186	97	24,330	219	555	0	33	0	0	807	5,678	30,815	
	FORT GILLEM	2	0	0	0	2	0	0	0	0	0	0	0	437	439	
	FORT GORDON	8,304	1,441	120	770	10,635	427	1,049	17	7	42	0	1,542	3,253	15,430	
	FORT MCPHERSON	0	0	0	1	1	0	44	0	0	0	0	44	2	47	
	FORT STEWART	23,006	0	0	148	23,154	429	244	0	0	0	0	673	4,091	27,918	
	FORT VALLEY	6	0	0	0	6	0	197	0	0	0	0	197	0	203	
	KINGS BAY NAVSUBBASE	2	2,863	451	0	3,316	0	0	8	0	0	0	8	1,742	5,066	
	MCCOLLUM AGS	0	0	0	0	0	506	0	0	0	0	0	506	0	506	
	MOODY AFB	31	0	0	4,668	4,699	86	0	0	0	0	308	394	522	5,615	
	NAVY RECRUITING AREA THREE	0	0	8	0	8	0	0	0	6	0	0	6	455	469	
	NV SUPPLY CORPS SCHOOL	38	0	0	0	38	0	0	0	0	0	0	0	5	43	
	ROBINS AFB	71	0	92	3,639	3,802	0	203	0	190	1,201	1,150	2,744	14,639	21,185	
	SAVANNAH AFS	0	1	13	19	33	0	0	0	206	1,104	1	1,311	291	1,635	
	STATESBORO BOMB SCORING SITE	0	0	0	1	1	0	0	0	0	0	0	0	3	4	
	OTHER	687	862	181	104	1,834	8,081	5,353	292	306	292	16	14,340	676	16,850	
	HAWAII	CAMP H M SMITH	291	259	398	226	1,174	0	127	25	12	0	97	261	621	2,056
FORT SHAFTER		2,630	0	2	26	2,658	520	296	0	0	148	0	964	1,196	4,818	
HICKAM AFB		462	41	14	4,906	5,423	70	12	19	0	2,004	498	2,603	2,179	10,205	
KUMA DEF COMM CTR		0	0	0	17	17	0	0	0	0	0	0	0	0	17	
MCBH KANEHOE BAY		0	1,343	7,932	1	9,276	0	0	74	72	0	0	146	597	10,019	
NAVAL BASE PEARL HARBOR		153	8,005	51	122	8,331	0	52	1	0	0	110	163	4,245	12,739	
NAVCAMS E PACIFIC		0	566	1	0	567	0	0	3	0	0	0	3	446	1,016	
PEARL HARBOR NAVAL SHIPYARD		0	0	0	0	0	0	0	575	0	0	0	575	4,366	4,941	
SAND ISLAND COAST GUARD		0	0	0	0	0	0	1,581	0	0	0	0	1,581	0	1,581	
SCHOFIELD BARRACKS		15,512	1,503	87	0	17,102	711	4	0	3	0	0	718	1,335	19,155	
TRIPLER ARMY MEDICAL CENTER		1,917	2	0	2	1,921	0	186	0	0	0	0	186	2,453	4,560	
OTHER		738	3,115	298	20	4,171	1,790	59	31	0	169	1	2,050	577	6,798	
IDAHO		BOISE AIR TERM AGS	0	0	0	0	0	0	0	0	0	0	0	0	14	14
		GOWEN FIELD	0	2	13	0	15	1,522	364	170	114	0	0	2,170	837	3,022
	MOUNTAIN HOME AFB	3	0	0	3,511	3,514	98	0	0	137	29	264	468	4,246		
	NUC PWR TRNG UNIT IDAHO FALLS	0	19	0	0	19	0	47	7	0	0	0	54	7	80	
	OTHER	40	14	25	13	92	1,669	449	1	0	1,202	0	3,321	88	3,501	
	ILLINOIS	CHARLES MELVIN PRICE CTR	0	0	0	0	0	0	461	0	0	0	461	0	461	
JOLIET AAP/AFRC		0	0	7	0	7	0	0	0	82	0	0	82	0	89	
NAVAL HOSPITAL GREAT LAKES		0	0	0	0	0	0	0	1	1	0	0	2	18	20	
NAVAL STATION GREAT LAKES		39	16,077	70	8	16,194	0	0	2,114	480	0	0	2,594	1,988	20,776	
ROCK ISLAND ARSENAL		390	4	11	0	405	0	237	116	151	0	0	504	4,443	5,352	
SCOTT AFB		138	85	21	4,547	4,791	0	120	13	0	1,762	1,473	3,368	5,243	13,402	
OTHER		412	47	159	91	709	10,075	5,457	201	594	1,256	6	17,589	1,925	20,223	
INDIANA	CRANE NAVWEAPSUPPCEN	1	35	3	0	39	0	46	3	0	0	49	3,812	3,900		
	DFAS INDIANAPOLIS CENTER	25	2	90	0	117	113	207	0	0	1	321	4,547	4,985		
	FORT WAYNE MAP AGS	0	0	0	0	0	112	398	0	0	970	0	1,480	291	1,771	
	HULMAN REG ARPT-AGS	4	0	10	0	14	0	0	1	146	872	0	1,019	144	1,177	
	OTHER	438	36	71	65	610	12,052	2,574	419	482	62	1,550	17,139	1,194	18,943	
IOWA	DES MOINES IAP-AGS	0	0	0	0	0	18	0	0	885	0	903	243	1,146		
	FORT DES MOINES	13	4	10	0	27	0	887	132	126	0	0	1,145	121	1,293	
	FORT DODGE	0	0	0	2	2	140	32	0	0	127	0	299	37	338	
	IOWA ARMY AMMO PLANT	1	0	0	0	1	95	84	0	0	0	0	179	26	206	
	OTHER	88	16	56	24	184	6,977	1,669	0	0	869	0	9,515	1,116	10,815	
KANSAS	FORBES FIELD AGS	0	0	8	0	8	647	0	1	2	941	0	1,591	282	1,881	
	FORT LEAVENWORTH	3,568	61	40	129	3,798	236	41	3	1	0	12	293	2,495	6,586	
	FORT RILEY	17,571	0	0	177	17,748	0	260	0	0	0	0	260	2,712	20,720	
	KANSAS ARMY AMMO PLANT	0	0	0	0	0	0	71	0	0	0	0	71	0	71	

State/Country	Base	Active Duty					Selected Reserve						Civilian Total	Grand Total		
		Army	Navy	Marine Corps	Air Force	Total	Army National Guard	Army Reserve	Navy Reserve	Marine Corps Reserve	Air National Guard	Air Force Reserve			Total	
	MCCONNELL AFB	24	0	11	2,908	2,943	0	668	127	87	1,361	648	2,891	1,085	6,919	
	OTHER	75	26	23	31	155	4,286	1,997	0	112	41	5	6,441	467	7,063	
KENTUCKY	ENDIST LOUISVILLE KY	5	0	0	0	5	0	0	0	0	0	0	0	1,243	1,248	
	FORT CAMPBELL	31,085	0	0	197	31,282	0	138	0	0	2	140	3,164	34,586		
	FORT KNOX	8,785	0	14	37	8,836	15	2,181	1	118	0	0	2,315	6,342	17,493	
	LOUISVILLE ARMY RES KY	0	0	0	0	0	0	356	0	0	0	0	356	54	410	
	STANDIFORD FIELD AGS	0	0	0	0	0	107	0	0	0	1,167	0	1,274	270	1,544	
	OTHER	484	7	68	28	587	7,260	1,797	209	158	33	1	9,458	1,628	11,673	
LOUISIANA	BARKSDALE AFB	2	14	0	5,522	5,538	0	0	623	0	2	1,877	2,502	1,348	9,388	
	FORT POLK	8,441	0	0	82	8,523	88	25	0	0	0	1	114	1,432	10,069	
	HAMMOND AGS	0	0	0	0	0	446	0	0	0	0	1	447	81	528	
	NEW ORLEANS ENDIST	3	0	0	0	3	0	0	0	0	0	0	0	1,260	1,263	
	NEW ORLEANS NAS JRB	63	228	108	0	399	0	353	1,002	176	1,162	0	2,693	899	3,991	
	NEW ORLEANS NSA	0	116	0	0	116	0	0	35	0	0	0	35	156	307	
	SLIDELL RADAR SITE	0	0	0	0	0	0	1	0	0	0	0	1	43	44	
	OTHER	202	29	640	48	919	9,031	1,799	219	3,870	296	1	15,216	716	16,851	
	AUGUSTA ARMORY GUARD	39	0	0	1	40	151	0	0	0	26	0	177	0	217	
MAINE	BANGOR ANG	0	1	0	2	3	523	41	121	0	899	0	1,584	362	1,949	
	S PORTLAND AGS	0	1	0	0	1	0	0	0	208	0	208	32	241		
	OTHER	19	38	12	7	76	1,427	457	1	164	0	0	2,049	1,253	3,378	
	OTHER	959	4	1	21	985	645	373	1	0	0	0	1,019	11,265	13,269	
MARYLAND	ADDELPHI LAB CENTER	8	0	0	2	10	62	110	0	0	0	0	172	1,908	2,090	
	ANDREWS AFB	0	103	20	4,562	4,685	50	0	3,029	31	2,825	1,558	7,493	2,777	14,955	
	ANNAPOLIS NS(INCL USNA)	54	1,012	93	10	1,169	93	68	6	0	0	0	167	1,352	2,688	
	BALTIMORE ENDIST/CIV PERSONNEL	4	0	0	0	4	0	0	0	0	0	0	0	991	995	
	CURTIS BAY COAST GUARD	0	0	0	0	0	0	470	0	0	0	0	470	0	470	
	FORT DETRICK	862	46	15	64	987	116	90	2	159	0	1	368	2,301	3,656	
	FORT GEORGE G MEADE	3,333	2,318	592	2,815	9,058	3,006	2,697	6	3	610	237	6,559	7,326	22,943	
	INDIAN HEAD NAV ORD STA	162	142	401	11	716	0	0	3	0	0	0	3	1,937	2,656	
	NNMC BETHESDA	1,386	2,995	91	132	4,604	0	9	10	0	0	0	19	3,799	8,422	
	PATUXENT RIVER NAS	6	2,085	192	23	2,306	0	0	39	1	0	0	40	8,962	11,308	
	USARC CUMBERLAND	0	0	0	1	1	57	124	0	0	0	0	181	3	185	
	OTHER	1,748	238	147	433	2,566	3,662	1,850	595	313	37	23	6,480	3,248	12,294	
	MASSACHUSETTS	BARNES MAP AGS	33	0	89	1	123	160	0	0	0	982	0	1,142	346	1,611
		CAMP EDWARDS - NG	0	3	0	0	3	141	0	0	0	0	0	141	0	144
		ENDIST NEW ENGLAND CONCORD	0	0	0	0	0	2	0	0	0	0	0	2	510	512
		HANSCOM AFB	3	0	0	898	901	369	17	0	0	0	73	459	2,134	3,494
NAV WPNS INDUS RSV PLANT		0	0	1	0	1	1	0	0	0	0	0	1	58	60	
NAVMAR RESCEN WORCHESTER MA		0	0	0	0	0	567	243	0	0	0	0	810	25	835	
NAVPRO STRAT SYS PITTSFIELD		0	6	0	0	6	34	33	0	0	0	0	67	83	156	
OTIS AGB		0	0	0	0	0	670	0	0	0	1,054	0	1,724	423	2,147	
S BOSTON USARC		26	0	0	0	26	0	182	0	0	0	0	182	68	276	
USA NATICK RSCH & DEV CTR		86	0	0	2	88	0	3	0	0	0	0	3	1,244	1,335	
WELLESLEY AGS		0	0	0	0	0	0	0	0	0	0	0	0	1	1	
WESTOVER ARB AFB		2	17	37	38	94	0	492	3	305	0	2,638	3,438	723	4,255	
OTHER		156	338	80	222	796	4,367	2,309	343	517	155	9	7,700	996	9,492	

State/Country	Base	Active Duty					Selected Reserve						Civilian Total	Grand Total		
		Army	Navy	Marine Corps	Air Force	Total	Army National Guard	Army Reserve	Navy Reserve	Marine Corps Reserve	Air National Guard	Air Force Reserve			Total	
MICHIGAN	BATTLE CREEK FEDERAL CENTER	25	0	0	0	25	0	0	0	0	0	0	0	0	1,239	1,264
	BAYSHORE BOMB SCORING SITE	0	0	0	0	0	47	0	0	0	0	0	47	0	0	47
	DETROIT ARSENAL	168	0	0	0	168	0	30	0	0	0	0	30	5,814	6,012	
	ENDIST DETROIT	0	0	0	0	0	0	0	0	0	0	0	0	392	392	
	FORT CUSTER TRNG CTR	0	2	0	0	2	649	349	286	0	0	0	1,284	1	1,287	
	MICHIGAN ARMY MISSILE PLANT	0	0	0	0	0	0	0	0	0	0	0	0	167	167	
	SELFRIDGE ANG BASE	44	0	0	0	44	26	0	0	0	1,496	0	1,522	1,393	2,959	
	W K KELLOGG REG ARPT AGS	0	0	15	2	17	0	0	1	317	858	1	1,177	152	1,346	
OTHER	246	219	202	91	758	7,440	3,104	669	693	125	0	12,031	517	13,306		
MINNESOTA	CAMP RIPLEY	0	0	0	0	0	1,018	0	0	0	0	0	1,018	296	1,314	
	DULUTH AGS	0	0	0	0	0	487	0	0	0	1,027	0	1,514	268	1,782	
	FORT SNELLING	12	4	104	5	125	18	1,247	0	204	1,177	1,424	4,070	389	4,584	
	MINN/ST PAUL IAP ARS	0	141	25	0	166	0	0	575	243	0	0	818	436	1,420	
	NAVY ASTRONAUTICS GROUP	0	0	0	0	0	531	0	0	0	0	0	531	27	558	
	TWIN CITIES ARMY AMMO PLANT	0	0	0	0	0	264	0	0	0	0	0	264	52	316	
	OTHER	173	6	3	36	218	8,587	2,029	0	0	30	1	10,647	993	11,858	
MISSISSIPPI	ALLEN C THOMPSON FIELD-AGS	1	0	0	10	11	0	0	0	0	1,175	0	1,175	308	1,494	
	CAMP MCCAIN-NG	0	0	0	0	0	15	0	0	0	0	0	15	85	100	
	CAMP SHELBY	285	0	0	14	299	695	391	0	0	0	1	1,087	354	1,740	
	COLUMBUS AFB	0	0	0	1,397	1,397	0	0	0	0	0	104	104	487	1,988	
	GULFPORT NCBC	0	1,569	19	0	1,588	298	76	374	62	0	0	810	574	2,972	
	KEESLER AFB	4	247	222	4,610	5,083	0	0	0	2	3	1,593	1,598	1,516	8,197	
	KEY FIELD AGS	0	0	0	0	0	170	0	0	0	1,006	0	1,176	191	1,367	
	MERIDIAN NAS	1	1,021	209	1	1,232	0	0	225	8	0	0	233	283	1,748	
	MISSISSIPPI ARMY AMMO PLANT	0	0	0	0	0	114	0	0	0	0	0	114	1	115	
	PASCAGOULA NAVSTA	0	513	1	91	605	111	0	4	0	0	0	115	1,567	2,287	
	VICKSBURG ENDIST	3	0	0	0	3	0	260	0	0	0	0	260	3,053	3,316	
	OTHER	76	2,242	58	18	2,394	8,458	1,396	15	0	315	0	10,184	787	13,365	
MISSOURI	AF PLANT 65	0	0	0	0	0	30	0	0	0	0	0	30	29	59	
	DFAS KANSAS CITY CENTER	0	0	13	0	13	0	0	0	10	0	0	10	14	37	
	FORT LEONARD WOOD	9,949	91	1,539	215	11,794	313	349	13	224	13	0	912	3,340	16,046	
	JEFFERSON BARRACKS AGS	0	0	0	0	0	0	0	0	0	0	0	0	1	1	
	KANSAS CITY ENDIST	1	0	0	0	1	0	0	0	0	0	0	0	918	919	
	LAKE CITY ARMY AMMO PLANT	1	0	0	0	1	0	0	0	0	0	0	0	35	36	
	LAMBERT ST LOUIS IAP AGS	0	0	0	0	0	0	0	0	0	46	0	46	0	46	
	MCSA KANSAS CITY MO	0	3	83	0	86	0	601	0	479	0	0	1,080	53	1,219	
	NAVRESCEN ST LOUIS MO	0	200	104	14	318	149	0	655	210	0	0	1,014	176	1,508	
	ROSECRANS MEM ARPT-AGS	0	0	0	16	16	0	0	0	0	1,065	10	1,075	246	1,337	
	ST LOUIS AFS	1	0	0	0	1	0	0	0	0	0	0	0	0	1	
	ST LOUIS ARMY RESERVE	4	0	2	0	6	0	1	0	0	0	0	1	1	8	
	ST LOUIS COAST GUARD	32	0	0	0	32	0	0	0	0	0	0	0	0	32	
	ST LOUIS ENDIST	0	0	0	22	22	0	0	0	0	0	5	5	781	788	
	ST LOUIS FEDERAL CENTER	0	0	0	0	0	314	581	0	0	0	0	895	188	1,083	
	WHITEMAN AFB	3	0	0	3,872	3,875	496	0	0	0	729	1,134	2,359	949	7,183	
	OTHER	213	21	226	60	520	7,871	3,481	819	167	541	1	12,860	1,228	14,608	
	MONTANA	FORT MISSOULA USARC	0	0	0	0	0	0	0	0	0	0	0	0	12	12
FORT WILLIAM H HARRISON		2	0	0	0	2	579	270	61	0	30	0	940	373	1,315	
MALMSTROM AFB		0	0	0	3,339	3,339	47	0	0	143	36	226	872	4,437		
OTHER		58	4	20	14	96	2,116	574	57	41	837	0	3,625	52	3,773	



State/Country	Base	Active Duty					Selected Reserve						Civilian Total	Grand Total		
		Army	Navy	Marine Corps	Air Force	Total	Army National Guard	Army Reserve	Navy Reserve	Marine Corps Reserve	Air National Guard	Air Force Reserve			Total	
NEBRASKA	CORNHUSKER ARMY AMMO PLANT	0	0	0	1	1	0	0	0	0	0	0	0	0	36	37
	ENDIST OMAHA NE	5	0	0	18	23	0	0	0	0	0	0	0	0	1,306	1,329
	LINCOLN MAP AGS	0	0	0	0	0	876	0	0	0	902	0	1,778	0	494	2,272
	MEAD FAC NG	0	0	0	0	0	151	0	0	0	0	0	151	0	18	169
	OFFUTT AFB	103	399	34	5,327	5,863	198	103	272	0	85	228	886	2,725	9,474	
	USCG ELIZABETH CITY NC	3	1	0	0	4	31	0	0	0	0	0	31	0	0	35
	OTHER	59	9	37	28	133	2,388	1,278	1	172	1	0	3,840	61	4,034	
NEVADA	FALLON NAS	2	778	0	4	784	91	0	43	0	0	0	134	241	1,159	
	HAWTHORNE ARMY AMMO PLANT	1	0	0	0	1	0	0	0	0	0	0	0	29	30	
	NELLIS AFB	115	2	0	10,159	10,276	0	36	0	0	68	1,061	1,165	1,519	12,960	
	OTHER	84	6	45	22	157	3,023	1,414	361	212	1,072	2	6,084	632	6,873	
NEW HAMPSHIRE	ARMY COLD REGIONS RSCH LAB	0	0	0	1	1	0	0	0	0	0	0	0	202	203	
	NEW BOSTON AFS	0	0	0	0	0	0	0	0	0	0	0	0	26	26	
	PEASE AGB	0	0	0	121	121	0	0	0	0	1,070	0	1,070	249	1,440	
	PORTSMOUTH NAV SHIPYD	2	533	92	0	627	60	46	3	0	0	0	109	5,101	5,837	
	STATE MIL RESERVATION	1	0	0	0	1	622	0	0	0	32	0	654	223	878	
	OTHER	41	22	9	23	95	1,053	908	269	163	0	1	2,394	179	2,668	
NEW JERSEY	EARLE NAVWEAPSTA	2	148	99	0	249	0	0	247	0	0	0	247	196	692	
	FORT DIX	444	7	173	278	902	474	2,233	905	566	0	11	4,189	1,874	6,965	
	FORT MONMOUTH	83	0	18	0	101	0	52	1	179	0	0	232	15	348	
	MCGUIRE AFB	6	4	0	4,365	4,375	0	104	214	0	2,421	2,558	5,297	1,799	11,471	
	PICATINNY ARSENAL	74	4	12	2	92	178	117	1	188	0	0	484	4,223	4,799	
	OTHER	137	282	6	48	473	5,480	1,304	1	139	10	10	6,944	2,735	10,152	
NEW MEXICO	CANNON AFB	2	0	0	4,872	4,874	68	0	0	0	0	36	104	432	5,410	
	DEF NUCLEAR AGCY	0	0	0	2	2	0	0	0	0	0	0	0	0	2	
	ENDIST ALBUQUERQUE NM	0	0	0	0	0	0	0	0	0	0	0	0	232	232	
	HOLLOMAN AFB	2	0	0	3,687	3,689	0	0	0	0	1	215	216	843	4,748	
	KIRTLAND AFB	90	37	12	3,297	3,436	0	441	208	108	868	129	1,754	2,873	8,063	
	WHITE SANDS MISSILE RANGE	648	30	0	123	801	0	1	0	0	0	1	2	1,620	2,423	
	OTHER	76	11	39	28	154	2,963	401	1	1	35	0	3,401	298	3,853	
NEW YORK	AF PLANT 59	0	0	0	0	0	0	0	0	0	0	0	0	2	2	
	ENDIST BUFFALO NY	0	0	0	0	0	0	0	0	0	0	0	0	355	355	
	ENDIST NEW YORK NY	10	0	0	0	10	0	12	0	0	0	0	12	156	178	
	FORT DRUM	17,631	0	0	124	17,755	120	332	0	0	23	2	477	1,996	20,228	
	FORT HAMILTON	121	1	1	4	127	584	2,408	0	0	0	0	2,992	346	3,465	
	GRIFFISS NOAD ANG	0	2	0	46	48	0	0	0	0	366	6	372	1,697	2,117	
	HANCOCK FIELD AGS	5	5	13	1	24	400	242	254	143	992	0	2,031	442	2,497	
	LATHAM COMPLEX (ST HQS)	1	0	0	0	1	946	0	0	0	0	0	946	273	1,220	
	LOCKPORT AFS	0	0	0	0	0	85	0	0	0	0	0	85	0	85	
	NIAGARA FALLS IAP-ARS	5	1	0	4	10	127	391	0	0	710	1,418	2,646	575	3,231	
	PFC ROBERT J MANVILLE USARC	1	4	0	0	5	36	0	0	0	0	0	36	0	41	
	SCHENECTADY ARPT-AGS	0	22	0	1	23	215	0	0	0	1,180	0	1,395	229	1,647	
	SCOTIA NAVAL ADM BALLSTON	0	1,980	4	16	2,000	0	0	201	1	0	7	209	298	2,507	
	STEWART NEWBURGH USARC	0	0	185	10	195	267	182	0	447	1,239	0	2,135	283	2,613	
	SUFFOLK CTY ARPT-AGS	0	0	0	0	0	0	0	0	0	1,031	0	1,031	235	1,266	
	US MISSIONS-UNITED NATIONS	0	0	1	0	1	0	0	0	0	0	0	0	37	38	
	WATERVLIET ARSENAL	28	0	69	0	97	162	0	0	0	0	0	162	857	1,116	
	WEST POINT MILRES	1,509	0	1	8	1,518	0	40	0	0	0	0	40	2,189	3,747	
	OTHER	480	272	389	119	1,260	7,710	4,865	1,499	1,429	0	7	15,510	1,047	17,817	

State/Country	Base	Active Duty					Selected Reserve							Civilian Total	Grand Total		
		Army	Navy	Marine Corps	Air Force	Total	Army National Guard	Army Reserve	Navy Reserve	Marine Corps Reserve	Air National Guard	Air Force Reserve	Total				
NORTH CAROLINA	BADIN AGS	0	0	0	0	0	0	0	0	0	0	0	0	0	4	4	
	CAMP LEJEUNE MCB	23	3,685	35,743	2	39,453	0	0	69	873	0	0	942	3,673	44,068		
	CHARLOTTE/DOUGLAS IAP AGS	0	0	0	0	0	384	0	0	0	1,166	0	1,550	349	1,899		
	CHERRY POINT MCAS	0	0	8,392	2	8,394	0	0	0	17	0	0	17	1,219	9,630		
	CHERRY POINT NAVAL AVIATION DE	0	488	0	0	488	0	0	1	0	0	0	1	3,092	3,581		
	FORSYTH MEM HOSP	28	0	0	0	28	355	0	0	0	0	0	355	16	399		
	FORT BRAGG	47,820	286	2	344	48,452	1,421	2,693	5	0	0	2	4,121	10,158	62,731		
	NEW RIVER MCAS	0	40	7,608	18	7,666	100	0	0	7	0	1	108	200	7,974		
	POPE AFB	2	0	0	1,865	1,867	0	0	0	0	1	1,364	1,365	471	3,703		
	SEYMOUR JOHNSON AFB	2	0	0	4,598	4,600	190	0	0	0	2	1,428	1,620	726	6,946		
	SUNNYPPOINT MIL OCEAN TERM	0	0	0	0	0	0	32	0	0	0	0	32	250	282		
	TARHEEL ARMY MISSILE PLANT	0	0	0	1	1	0	0	0	0	0	0	0	0	1		
	USARC OAK RIDGE	0	0	0	0	0	0	0	0	0	0	0	0	1	1		
	WADESBORO AGS	0	0	0	0	0	87	0	0	0	0	0	87	0	87		
	OTHER	471	257	1,139	135	2,002	8,626	4,309	1,058	570	361	7	14,931	1,507	18,440		
NORTH DAKOTA	FARGO/HECTOR FIELD	4	3	1	8	16	513	126	106	0	839	0	1,584	278	1,878		
	GRAND FORKS AFB	1	0	0	1,667	1,668	322	0	0	0	15	337	399	2,404			
	MINOT AFB	5	0	0	5,534	5,539	0	0	0	0	131	9	140	837	6,516		
	OTHER	8	7	6	5	26	2,373	140	1	58	22	0	2,594	106	2,726		
OHIO	AF PLANT 27	0	0	0	0	0	0	0	0	0	0	0	3	3			
	BROOKLYN USARC	0	0	73	2	75	0	0	0	0	0	0	4	79			
	COLUMBUS DEF DEPOT	113	219	0	0	332	0	30	38	0	0	68	122	522			
	COLUMBUS-BEIGHTLER (TAG)	1	0	0	0	1	635	0	0	0	0	635	440	1,076			
	DFAS CLEVELAND CENTER	0	0	0	0	0	0	0	0	0	0	0	2,322	2,322			
	DFAS COLUMBUS CENTER	0	0	5	0	5	890	1,385	1	0	0	0	2,276	5,893	8,174		
	LIMA ARMY TANK CTR	0	0	0	0	0	133	94	0	0	0	0	227	45	272		
	MANSFIELD LAHM AIRPORT ANG	0	0	0	0	0	187	36	0	0	992	0	1,215	221	1,436		
	NAVMAR RESCEN YOUNGSTOWN OH	0	1	9	0	10	0	0	65	90	0	0	155	1	166		
	NAVY RECRUITING AREA4 COLUMBU	0	0	1	0	1	0	0	0	0	0	0	0	23	24		
	PORT CLINTON IND PARK	0	0	0	0	0	38	0	0	0	178	0	216	31	247		
	RAVENNA ARMY AMMO PLANT	0	0	0	0	0	0	0	0	0	0	0	0	2	2		
	RICKENBACKER IAP	0	3	11	0	14	752	262	463	184	1,189	0	2,850	285	3,149		
	SP FLD-BECKLEY MAP AGS	13	0	0	3	16	0	38	0	0	1,007	0	1,045	381	1,442		
	TOLEDO EXPRESS ARPT-AGS	0	0	0	0	0	0	0	0	0	1,062	0	1,062	297	1,359		
	WRIGHT-PATTERSON AFB	10	25	12	5,642	5,689	503	60	1	145	1	2,309	3,019	13,396	22,104		
	YOUNGSTOWN MAP ARS	0	0	0	2	2	0	0	0	0	0	1,515	1,515	403	1,920		
	ZANESVILLE AGS	0	0	0	0	0	0	72	0	0	106	0	178	12	190		
OTHER	313	37	173	135	658	8,227	3,850	697	620	211	17	13,622	991	15,271			
OKLAHOMA	ALTUS AFB	0	0	0	1,373	1,373	123	0	0	0	48	171	1,073	2,617			
	ENDIST TULSA OK	1	0	0	0	1	0	0	0	0	0	0	751	752			
	FORT SILL	11,947	0	324	3	12,274	666	515	0	22	19	0	1,222	2,214	15,710		
	MCALESTER ARMY AMMO PLANT	1	0	1	0	2	258	0	0	0	0	258	1,310	1,570			
	TINKER AFB	17	1,269	85	4,872	6,243	61	1	345	141	1,056	1,579	3,183	15,926	25,352		
	TULSA INTERNATIONAL AIRPORT	0	0	0	0	0	0	0	0	0	1,102	0	1,102	319	1,421		
	VANCE AFB	0	19	0	1,287	1,306	143	40	0	0	86	269	281	1,856			
	OTHER	228	14	82	53	377	5,948	1,715	157	199	32	29	8,080	230	8,687		
OREGON	COOS HEAD NAVFAC	0	0	0	0	0	119	0	0	0	0	119	0	119			
	PORTLAND IAP AGS	12	121	0	0	133	162	0	23	0	1,198	111	1,494	1,190	2,817		
	SALEM ARMORY	0	0	0	0	0	16	0	0	0	0	16	0	16			
	UMATILLA DEPOT	1	0	0	0	1	161	0	0	0	0	161	8	170			
	OTHER	86	48	95	46	275	5,882	619	493	360	1,089	1	8,444	1,487	10,206		

State/Country	Base	Active Duty					Selected Reserve							Civilian Total	Grand Total
		Army	Navy	Marine Corps	Air Force	Total	Army National Guard	Army Reserve	Navy Reserve	Marine Corps Reserve	Air National Guard	Air Force Reserve	Total		
PENNSYLVANIA	CARLISLE BARRACKS	444	20	18	35	517	717	65	2	1	0	0	785	631	1,933
	CHARLES KELLY SPT FACILITY	17	0	0	0	17	0	0	0	0	0	0	0	31	48
	DEFENSE DIST DEPOT SUSQUEHANNA	109	8	148	29	294	0	321	0	22	0	5	348	2,871	3,513
	DEFENSE SUPPLY CTR PHILA	59	246	10	0	315	0	17	33	2	0	0	52	4,264	4,631
	HARRISBURG OLMSTED IAP-AGS	0	0	0	0	0	0	0	0	0	1,156	0	1,156	292	1,448
	LETTERKENNY ARMY DEPOT	4	0	0	3	7	90	476	0	0	0	0	566	2,122	2,695
	NAV SHIPS PARTS CTRL CTR ICP	3	120	9	16	148	0	0	4	1	0	0	5	2,841	2,994
	NAVAL BASE PHILADELPHIA	0	5	0	0	5	0	0	0	0	0	0	0	2,214	2,219
	PITTSBURGH MEPS / ENDIST	14	194	66	0	274	0	0	16	0	0	0	16	770	1,060
	SCRANTON ARMY AMMO PLANT	0	0	0	0	0	0	0	0	0	0	0	0	12	12
	STATE COLLEGE ANG STA	32	0	0	11	43	0	0	0	0	124	0	124	55	222
	TOBYHANNA ARMY DEPOT	28	0	0	0	28	46	123	0	0	0	0	169	3,278	3,475
	USARC FT INDIANTOWN GAP	0	0	0	0	0	0	0	0	0	0	0	0	819	819
	WILLOW GROVE NAS	0	0	0	0	0	0	10	0	0	759	0	769	129	898
	WYOMING VALLEY ANG CTR	0	1	11	0	12	0	0	0	126	0	0	126	0	138
OTHER	225	80	129	130	564	11,786	7,529	804	1,287	1,299	1,370	24,075	1,992	26,631	
RHODE ISLAND	ARMORY OF MOUNTED COMMANDS	92	0	0	0	92	167	0	0	0	0	0	167	1	260
	COVENTRY AGS	0	0	0	0	0	68	0	0	0	56	0	124	1	125
	NAVAL STATION NEWPORT	19	2,751	215	65	3,050	0	383	592	2	0	0	977	3,730	7,757
	NG/RSV WARWICK	17	0	0	0	17	161	0	0	0	0	0	161	13	191
	PROVIDENCE PRT	0	0	1	0	1	0	0	0	0	0	0	0	68	69
	QUONSET STATE AIRPORT AGS	0	0	0	0	0	288	0	0	0	950	0	1,238	219	1,457
OTHER	9	0	18	4	31	1,471	200	1	126	189	0	1,987	198	2,216	
SOUTH CAROLINA	BEAUFORT MCAS	0	687	2,651	2	3,340	0	0	1	1	0	0	2	800	4,142
	CHARLESTON AFB	5	0	22	3,933	3,960	1,355	0	10	171	1,248	2,357	5,141	2,113	11,214
	FORT JACKSON	9,411	40	11	29	9,491	0	1,836	199	0	0	5	2,040	3,374	14,905
	NAVAL HOSPITAL CHARLESTON	0	4	0	0	4	0	0	21	0	0	0	21	1	26
	NV WEAPONS STATION CHARLESTON	9	5,689	12	1	5,711	0	0	1	0	0	0	1	4,336	10,048
	PARRIS ISLAND MCRD	4	61	7,375	0	7,440	0	0	0	751	0	0	751	478	8,669
	SHAW AFB	1,125	0	0	4,450	5,575	0	221	0	0	1	127	349	932	6,856
	THE CITADEL	14	33	21	0	68	0	0	0	0	0	0	0	4	72
OTHER	173	131	797	63	1,164	8,108	2,165	470	281	40	3	11,067	809	13,040	
SOUTH DAKOTA	ELLSWORTH AFB	9	0	0	3,339	3,348	16	0	0	0	29	45	811	4,204	
	SIoux FALLS CTR	7	0	0	0	7	478	0	0	0	0	478	312	797	
	OTHER	40	2	3	8	53	2,748	389	94	0	1,026	0	4,257	116	4,426
TENNESSEE	ALCOA AGS	0	0	0	1	1	0	0	0	0	207	0	207	1	209
	ARNOLD AFB	0	2	0	53	55	0	0	0	0	2	2	296	353	
	HOLSTON ARMY AMMO PLANT	0	0	0	0	0	0	0	0	0	0	0	34	34	
	LOVELL FIELD	32	0	0	0	32	0	24	0	109	0	133	16	181	
	MCGHEE TYSON ARPT-AGS	0	0	0	0	0	0	0	0	0	0	0	409	409	
	MEMPHIS IAP AGS	0	0	0	8	8	286	0	0	0	968	0	1,254	769	2,031
	MILAN ARMY AMMO PLANT	1	0	0	0	1	64	0	0	0	0	64	23	88	
	NASHVILLE METRO ARPT-AGS	0	0	0	0	0	0	0	0	1,054	0	1,054	903	1,957	
	NAVAL SUPPORT ACTIVITY MID-SOU	29	641	0	1	671	152	850	486	0	0	0	1,488	1,406	3,565
	VOLUNTEER ARMY AMMO PLANT	0	0	0	0	0	0	0	0	0	0	0	31	31	
	OTHER	232	844	137	103	1,316	10,027	2,828	820	807	1,191	1	15,674	1,570	18,560

State/Country	Base	Active Duty					Selected Reserve							Civilian Total	Grand Total
		Army	Navy	Marine Corps	Air Force	Total	Army National Guard	Army Reserve	Navy Reserve	Marine Corps Reserve	Air National Guard	Air Force Reserve	Total		
TEXAS	BROOKS AFB	10	0	0	0	10	0	0	0	0	0	0	0	3	13
	CAMP SWIFT	0	0	0	0	0	257	0	0	0	0	257	35	292	
	CORPUS CHRISTI ARMY DEPOT	12	0	0	0	12	0	180	0	0	0	180	3,980	4,172	
	CORPUS CHRISTI NAS	0	945	299	5	1,249	0	0	353	119	0	0	472	705	2,426
	DYESS AFB	4	0	8	4,390	4,402	148	51	1	103	0	26	329	396	5,127
	ENDIST FORT WORTH TX	50	0	0	0	50	0	0	0	0	0	0	0	1,104	1,154
	ENDIST GALVESTON TX	0	0	10	0	10	0	0	0	122	0	0	122	302	434
	FORT BLISS	27,327	13	0	237	27,577	0	108	3	0	88	1	200	4,125	31,902
	FORT HOOD	41,637	0	0	364	42,001	265	534	0	0	0	4	803	5,337	48,141
	FORT SAM HOUSTON	8,762	2,823	38	0	11,623	0	723	223	0	0	0	946	8,687	21,256
	FORT WORTH USARC	2	2	1	31	36	383	393	0	0	0	3	779	615	1,430
	GALVESTON COAST GUARD	0	6	0	0	6	0	0	0	0	0	0	0	0	6
	GARLAND AGS	0	0	0	1	1	0	0	0	0	124	0	124	30	155
	GOODFELLOW AFB	519	108	434	2,047	3,108	0	0	0	6	20	29	55	613	3,776
	KELLY AFB	0	5	0	4	9	0	0	0	0	0	0	0	197	206
	KINGSVILLE NAS	3	361	0	0	364	100	98	14	0	0	0	212	129	705
	LA PORTE AGS	4	0	0	0	4	0	0	0	0	0	0	0	641	645
	LACKLAND AFB	524	939	88	17,852	19,403	0	82	47	17	860	3,216	4,222	8,491	32,116
	LAUGHLIN AFB	0	0	0	1,434	1,434	84	0	0	0	0	82	166	853	2,453
	LONGHORN ARMY AMMO PLANT	0	0	0	0	0	0	0	0	0	0	0	0	12	12
	LYNDON B JOHNSON SPACE CTR	7	9	1	7	24	0	0	0	0	1,022	2	1,024	416	1,464
	NAS JRB FT WORTH TX	4	236	418	156	814	0	509	2,095	1,345	892	1,856	6,697	847	8,358
	NAVY RECRUITING AREA 7 DALLAS	17	0	0	0	17	0	0	0	0	0	0	0	501	518
	RANDOLPH AFB	0	2	0	2,438	2,440	57	0	0	0	28	265	350	4,543	7,333
	RED RIVER DEPOT	3	0	9	2	14	0	0	1	109	0	1	111	2,992	3,117
	SAN ANTONIO CALLAGHAN USAREC	4	0	0	0	4	0	0	0	0	0	0	0	0	4
	SHEPPARD AFB	129	115	0	4,373	4,617	0	0	33	0	3	102	138	1,129	5,884
OTHER	1,380	574	644	372	2,970	18,274	13,651	2,527	1,414	70	17	35,953	1,925	40,848	
UNITED STATES	OTHER	9	0	0	0	9	0	15	0	0	0	15	0	24	
UTAH	AF PLANT 78	0	0	0	0	0	0	0	0	0	0	0	9	9	
	CAMP W G WILLIAMS	0	0	11	0	11	1,427	0	0	135	0	1,562	84	1,657	
	DEF DIST DEPOT OGDEN UTAH	28	0	0	1	29	0	0	0	0	0	0	87	116	
	DESERET CHEMICAL DEPOT	0	0	0	0	0	0	0	0	0	0	0	9	9	
	DUGWAY PROVING GROUND	112	0	0	2	114	0	0	0	0	0	0	641	755	
	HILL AFB	15	0	0	3,613	3,628	0	0	0	3	1,219	1,222	11,415	16,265	
	SALT LAKE CITY IAP AGS	0	0	0	1	1	153	0	0	0	1,391	0	1,544	524	2,069
	TOOELE ARMY DEPOT	2	0	0	0	2	150	0	0	0	0	150	501	653	
	OTHER	97	13	49	63	222	3,920	1,634	1	0	36	6	5,597	588	6,407
VERMONT	BURLINGTON IAP-AGS	27	0	0	26	53	302	0	0	0	1,023	0	1,325	311	1,689
	ETHAN ALLEN FACILITY	0	0	0	0	0	533	0	0	0	0	533	11	544	
	TS CAMP JOHNSON GUARD	0	0	0	0	0	478	29	0	0	0	507	223	730	
	OTHER	12	5	6	6	29	1,535	139	47	0	58	0	1,779	53	1,861

State/Country	Base	Active Duty					Selected Reserve						Civilian Total	Grand Total	
		Army	Navy	Marine Corps	Air Force	Total	Army National Guard	Army Reserve	Navy Reserve	Marine Corps Reserve	Air National Guard	Air Force Reserve			Total
VIRGINIA	CHEATAM ANNEX	5	326	354	1	686	0	0	113	0	0	113	80	879	
	DAM NECK TRNG CTR ATLANTIC	5	3,408	473	6	3,892	380	0	64	343	1	0	788	1,075	5,755
	DISA HQTRS	0	0	0	0	0	0	0	0	0	0	0	0	1,129	1,129
	FORT A P HILL	8	0	0	0	8	284	217	0	0	0	0	501	261	770
	FORT BELVOIR	3,445	134	84	398	4,061	375	2,066	6	2	0	54	2,503	11,297	17,861
	FORT EUSTIS	5,487	32	5	46	5,570	0	1,202	1	0	0	7	1,210	2,550	9,330
	FORT LEE	7,664	0	524	258	8,446	0	302	0	156	0	13	471	4,139	13,056
	FORT MONROE	3	2	0	0	5	0	0	0	0	0	0	0	209	214
	FORT MYER	2,260	18	5	61	2,344	0	18	4	0	0	13	35	5,972	8,351
	FORT STORY	487	2,215	343	0	3,045	0	767	2,506	1	0	0	3,274	465	6,784
	HQTRS MARCORPS	0	6	357	0	363	0	0	1	2	0	0	3	180	546
	LANGLEY AFB	7	1	0	7,598	7,606	0	0	0	0	1,003	761	1,764	2,855	12,225
	LITTLE CREEK NAV AMPHIB BASE	89	5,634	11	0	5,734	0	0	295	156	0	0	451	696	6,881
	MCCDC QUANTICO VA	64	419	7,217	219	7,919	0	12	6	347	0	39	404	5,207	13,530
	NAVAL MEDICAL CTR PORTSMOUTH	0	3,633	17	19	3,669	0	0	19	0	0	0	19	2,239	5,927
	NAVSURFWEAPCEN DAHLGREN	2	726	1	25	754	0	0	7	0	0	0	7	4,317	5,078
	NORFOLK ENDIST	27	0	0	0	27	0	0	0	0	0	0	0	367	394
	NORFOLK NAV SHIPYD	0	1,264	0	0	1,264	0	0	42	0	0	0	42	9,360	10,666
	NORFOLK NAVAL BASE	138	32,979	1,264	50	34,431	24	143	1,622	159	0	65	2,013	13,856	50,300
	NSA NORTHWEST ANNEX	0	227	197	0	424	0	1	0	0	0	0	1	120	545
	OCEANA NAS	0	2,793	201	2	2,996	0	0	394	2	0	0	396	842	4,234
	PENTAGON	2,955	1,527	724	2,693	7,899	0	358	158	31	23	525	1,095	6,814	15,808
	PENTAGON - DOD	0	0	0	0	0	0	0	0	0	0	0	0	832	832
	PENTAGON - NAVY	0	2,885	0	0	2,885	0	0	0	0	0	0	0	0	2,885
	RADFORD ARMY AMMO PLANT	1	0	0	0	1	0	0	0	0	0	0	0	22	23
	RICHMOND DEF DEPOT	10	188	3	21	222	0	0	51	0	37	8	96	2,760	3,078
	RICHMOND IAP AGS	0	0	0	0	0	593	0	0	0	21	0	614	124	738
	USCG ALEXANDRIA VA	8	0	0	0	8	0	0	0	0	0	0	0	0	8
	USCG HAMPTON ROADS VA	0	6	0	11	17	0	0	0	0	0	0	0	0	17
	USCG YORKTOWN VA	0	3	0	0	3	0	0	0	0	0	0	0	0	3
	WALLOPS ISLAND	0	82	0	0	82	0	0	0	0	0	0	0	56	138
	YORKTOWN NAVWEAPSTA	16	715	15	1	747	0	0	10	8	0	0	18	867	1,632
	OTHER	2,076	19,148	516	1,530	23,270	4,797	2,491	720	445	341	201	8,995	7,351	39,616
WASHINGTON	BELLINGHAM MAP	0	0	0	1	1	0	0	0	0	0	0	0	1	
	ENDIST SEATTLE WA	2	0	0	0	2	0	2	0	0	0	2	1,170	1,174	
	ENDIST WALLA WALLA WA	0	0	0	0	0	73	0	0	0	0	73	862	935	
	FAIRCHILD AFB	4	0	0	2,911	2,915	273	511	0	0	1,009	30	1,823	905	5,643
	FORT LAWTON	0	0	0	0	0	0	1	0	0	0	1	87	88	
	FORT LEWIS	33,635	27	23	251	33,936	1,836	2,727	5	299	659	5	5,531	6,649	46,116
	MCCHORD AFB	4	7	0	3,289	3,300	0	0	0	0	379	2,096	2,475	723	6,498
	NAVAL BASE KITSAP-BANGOR	8	5,704	469	0	6,181	0	0	543	0	0	0	543	2,018	8,742
	NAVAL BASE KITSAP-BREMERTON	5	3,500	0	0	3,505	0	0	207	0	0	0	207	13,187	16,899
	NAVAL HOSPITAL BREMERTON	0	776	0	0	776	145	0	4	0	0	0	149	435	1,360
	NAVAL STATION EVERETT	3	1,255	0	0	1,258	0	0	331	0	0	0	331	224	1,813
	PAINE AGS	0	0	0	0	0	0	0	0	0	39	0	39	6	45
	SEATTLE AGB	0	0	0	7	7	266	0	0	0	0	0	266	53	326
	SPOKANE IAP AGS	0	0	0	0	0	105	0	0	0	0	0	105	0	105
	VANCOUVER BARRACKS	0	0	0	0	0	0	0	0	0	0	0	0	20	20
	WHIDBEY ISLAND NAS	0	4,672	95	15	4,782	0	0	738	0	0	0	738	564	6,084
	OTHER	283	2,822	131	138	3,374	3,400	2,414	284	247	0	3	6,348	471	10,193

State/Country	Base	Active Duty					Selected Reserve						Civilian Total	Grand Total	
		Army	Navy	Marine Corps	Air Force	Total	Army National Guard	Army Reserve	Navy Reserve	Marine Corps Reserve	Air National Guard	Air Force Reserve			Total
WEST VIRGINIA	NAV SEC GROUP DET SUGAR GROVE	0	154	0	0	154	0	0	0	0	0	0	0	80	234
	SHEPHERD FLD AGS (EWRVA)	0	0	0	26	26	128	32	0	0	1,238	0	1,398	430	1,854
	YEAGER ARPT AGS	0	0	0	0	0	359	0	0	0	989	0	1,348	324	1,672
	OTHER	36	6	47	14	103	3,633	2,030	112	109	38	0	5,922	972	6,997
WISCONSIN	BADGER ARMY AMMO PLANT	0	0	0	1	1	43	0	0	0	0	0	43	1	45
	CAMP DOUGLAS	5	0	0	0	5	265	0	0	0	0	265	7	277	
	FORT MCCOY	102	12	0	0	114	187	805	4	0	0	996	1,989	3,099	
	GEN BILLY MITCHELL FIELD/RSV C	0	3	11	10	24	0	0	198	173	879	0	1,250	342	1,616
	TRUAX FIELD ANG STA	5	2	10	0	17	969	335	120	163	1,127	0	2,714	488	3,219
	VOLK FIELD ANG BASE	0	0	0	0	0	0	0	0	0	292	0	292	36	328
	OTHER	163	26	91	46	326	6,063	3,131	182	138	36	0	9,550	714	10,590
	OTHER	0	0	0	0	0	0	0	0	0	0	0	0	1	1
WYOMING	BOULDER RESEARCH SITE	0	0	0	0	0	0	0	0	0	0	0	0	1	1
	CAMP GUERNSEY	0	0	0	0	0	160	0	0	0	0	160	69	229	
	FRANCIS E WARREN AFB	25	0	0	3,180	3,205	0	0	80	0	1,107	40	1,227	590	5,022
	OTHER	5	0	9	8	22	974	79	0	0	0	0	1,053	32	1,107
AFGHANISTAN	OTHER	0	0	693	0	693	0	0	0	0	0	0	188	881	
ALBANIA	OTHER	0	0	1	0	1	0	0	0	0	0	0	0	1	
ALGERIA	OTHER	3	0	0	1	4	0	0	0	0	0	0	0	4	
AMERICAN SAMOA	OTHER	0	0	1	0	1	0	327	0	0	0	327	0	328	
ANGOLA	OTHER	0	0	6	0	6	0	0	0	0	0	0	0	6	
ARGENTINA	OTHER	1	4	6	5	16	0	0	0	0	0	0	2	18	
ARMENIA	OTHER	3	0	1	0	4	0	0	0	0	0	0	0	4	
AUSTRALIA	CANBERRA A C T	3	31	1	24	59	0	0	0	0	0	0	0	59	
	OTHER	25	27	38	15	105	0	0	0	0	0	0	2	107	
AUSTRIA	OTHER	1	0	1	4	6	0	0	0	0	0	0	0	6	
AZERBAIJAN	OTHER	3	0	0	0	3	0	0	0	0	0	0	0	3	
BAHAMAS, THE	OTHER	1	52	7	0	60	0	0	0	0	0	0	0	60	
BAHRAIN	OTHER	0	51	860	0	911	0	0	0	0	0	0	189	1,100	
BANGLADESH	OTHER	4	0	6	0	10	0	0	0	0	0	0	0	10	
BARBADOS	OTHER	3	0	7	1	11	0	0	0	0	0	0	0	11	
BELGIUM	BRUSSELS NATO	53	38	0	51	142	0	1	0	0	0	1	93	236	
	CHIEVRES AS BELGIUM	181	0	0	66	247	0	0	0	0	0	0	134	381	
	SHAPE CASTEAU NATO	302	18	0	307	627	0	1	0	0	3	4	94	725	
	OTHER	59	6	5	0	70	0	0	0	0	0	0	287	357	
BELIZE	OTHER	4	0	0	0	4	0	0	0	0	0	0	0	4	
BERMUDA	NAS BERMUDA	0	0	0	3	3	0	0	0	0	0	0	0	3	
BOLIVIA	OTHER	4	0	6	2	12	0	0	0	0	0	0	0	12	
BOSNIA/HERZEGOVINA	OTHER	1	0	0	1	2	0	0	0	0	0	0	0	2	
BOTSWANA	OTHER	1	0	6	0	7	0	0	0	0	0	0	0	7	
BRAZIL	OTHER	6	10	22	12	50	0	0	0	0	0	0	3	53	
BRIT IND OCN. TERR.	OTHER	0	197	0	0	197	0	0	0	0	0	0	0	197	
BULGARIA	OTHER	2	2	1	0	5	0	0	0	0	0	0	3	8	
BURKINA	OTHER	0	0	1	0	1	0	0	0	0	0	0	0	1	
BURMA	OTHER	3	0	7	0	10	0	0	0	0	0	0	0	10	
BURUNDI	OTHER	1	0	5	0	6	0	0	0	0	0	0	0	6	
CAMBODIA	OTHER	4	3	5	0	12	0	0	0	0	0	0	0	12	
CAMEROON	OTHER	2	0	6	0	8	0	0	0	0	0	0	0	8	
CANADA	ARGENTIA NEWFOUNDLAND	0	0	0	19	19	0	0	0	0	0	0	0	19	
	OTHER	4	1	10	82	97	0	0	0	0	0	0	21	118	
CHAD	OTHER	4	0	0	0	4	0	0	0	0	0	0	0	4	
CHILE	OTHER	6	10	8	9	33	0	0	0	0	0	0	2	35	
CHINA	OTHER	7	4	41	0	52	0	0	0	0	0	0	0	52	
COLOMBIA	OTHER	30	4	14	9	57	0	0	0	0	0	0	12	69	
CONGO	OTHER	5	0	0	0	5	0	0	0	0	0	0	0	5	
COSTA RICA	OTHER	1	1	6	0	8	0	0	0	0	0	0	2	10	
COTE DIVOIRE	OTHER	2	0	0	0	2	0	0	0	0	0	0	0	2	
CROATIA	OTHER	3	0	1	0	4	0	0	0	0	0	0	0	4	

State/Country	Base	Active Duty					Selected Reserve						Civilian Total	Grand Total	
		Army	Navy	Marine Corps	Air Force	Total	Army National Guard	Army Reserve	Navy Reserve	Marine Corps Reserve	Air National Guard	Air Force Reserve			Total
CUBA	GUANTANAMO BAY NS	318	495	159	0	972	0	0	83	0	0	0	83	97	1,152
	OTHER	0	2	10	0	12	0	0	0	0	0	0	0	69	81
CYPRUS	OTHER	2	0	1	9	12	0	0	0	0	0	0	0	0	12
CZECH REPUBLIC	OTHER	4	0	1	0	5	0	0	0	0	0	0	0	0	5
DENMARK	OTHER	2	3	0	5	10	0	0	0	0	0	0	0	0	10
DJIBOUTI	OTHER	0	0	6	1	7	0	0	0	0	0	0	0	1	8
DOMINICAN REPUBLIC	OTHER	7	1	6	2	16	0	0	0	0	0	0	0	0	16
ECUADOR	OTHER	13	2	6	3	24	0	0	0	0	0	0	3	27	
EGYPT	CAIRO MED UNIT	0	19	0	13	32	0	0	0	0	0	0	0	12	44
	EL GORAH EGYPT	170	0	0	0	170	0	0	0	0	0	0	0	0	170
	OTHER	20	2	1	15	38	0	0	0	0	0	0	0	14	52
EL SALVADOR	SAN SALVADOR AM EMBASSY	6	1	1	2	10	0	0	0	0	0	0	0	0	10
	OTHER	0	0	12	0	12	0	0	0	0	0	0	0	1	13
ESTONIA	OTHER	3	0	0	0	3	0	0	0	0	0	0	0	0	3
ETHIOPIA	OTHER	0	0	6	0	6	0	0	0	0	0	0	0	3	9
FINLAND	OTHER	1	2	0	3	6	0	0	0	0	0	0	0	0	6
FRANCE	PARIS AMERICAN EMBASSY	12	9	2	20	43	0	0	0	0	0	0	0	1	44
	OTHER	10	1	1	1	13	0	0	0	0	0	0	0	0	13
GABON	OTHER	2	0	2	0	4	0	0	0	0	0	0	0	0	4
GEORGIA	OTHER	0	0	0	0	0	0	0	0	0	0	0	0	1	1

State/Country	Base	Active Duty					Selected Reserve							Civilian Total	Grand Total
		Army	Navy	Marine Corps	Air Force	Total	Army National Guard	Army Reserve	Navy Reserve	Marine Corps Reserve	Air National Guard	Air Force Reserve	Total		
GERMANY	ANSBACH BARTON BARRACKS	32	0	0	0	32	0	0	0	0	0	0	0	108	140
	BAD GODESBERG AMER EMBASSY	3	2	0	3	8	0	0	0	0	0	0	0	0	8
	BAD KISSINGEN GERMANY	0	13	0	0	13	0	0	0	0	0	0	0	0	13
	BAMBERG WARNER BARRACKS	952	0	0	0	952	0	58	0	0	0	58	0	89	1,099
	BAUMHOLDER H D SMITH BRCKS	1,942	0	0	0	1,942	0	0	0	0	0	0	0	108	2,050
	BOBLINGEN PANZER KASERNE	641	0	32	0	673	0	0	0	0	0	0	0	3	676
	BREMERHAVEN CARL-SCHURZ	4	0	0	0	4	0	0	0	0	0	0	0	0	4
	BUCHEL AB	0	0	0	141	141	0	0	0	0	0	0	0	0	141
	CRAILSHEIM	0	0	0	0	0	0	49	3	0	0	36	88	0	88
	DARMSTADT GERMANY	12	0	19	87	118	0	0	0	0	0	0	0	0	118
	ETTLINGEN RHINELAND KASERNE	24	0	0	0	24	0	0	0	0	0	0	0	0	24
	FRANKFURT GERMANY	2	0	587	15	604	0	0	0	0	0	0	0	1	605
	FRIEDBERG	0	0	0	1	1	0	0	0	0	0	0	0	0	1
	GARLSTADT	12	0	0	0	12	0	0	0	0	0	0	0	0	12
	GARMISCH	67	0	0	6	73	0	0	0	0	0	0	0	0	73
	GEILENKIRCHEN	2	7	0	480	489	0	0	0	0	0	0	0	23	512
	GIEBELSTADT	397	0	0	0	397	0	0	0	0	0	0	0	0	397
	GRAFENWOHR GERMANY	2,246	0	0	12	2,258	0	106	0	0	0	0	106	368	2,732
	HEIDELBERG CAMPBELL BARRACKS	789	0	0	9	798	0	0	0	0	0	0	0	124	922
	HEIDELBERG PATTON BARRACKS	86	0	0	5	91	0	0	0	0	0	0	0	513	604
	HERZOGENAURAUCH	13	0	0	0	13	0	0	0	0	0	0	0	2	15
	HOHENFELS GERMANY	1,455	0	0	10	1,465	0	0	0	0	0	0	0	148	1,613
	ILLESHEIM GERMANY	954	0	0	6	960	0	1	0	0	0	0	1	27	988
	KAAPAUN AS	0	0	0	262	262	0	0	0	0	0	0	1	5	268
	KAEFERTAL GERMANY	45	0	0	0	45	0	0	0	0	0	0	0	0	45
	KAISERSLAUTERN	2,099	1	3	139	2,242	0	578	0	0	0	0	578	749	3,569
	KALKAR	0	0	0	11	11	0	0	0	0	0	0	0	0	11
	KATTERBACH KASERNE(ANSBACH)	1,517	0	0	0	1,517	0	0	0	0	0	0	0	68	1,585
	LANDSTUHL MEDICAL CENTER	1,112	6	0	292	1,410	0	9	65	0	0	0	74	711	2,195
	MANNHEIM	2	0	0	5	7	0	0	0	0	0	0	0	0	7
	MIESAU ARMY DEPOT	427	0	0	0	427	0	0	0	0	0	0	0	36	463
	MOHRINGEN KELLEY BARRACKS	156	82	333	133	704	0	0	3	9	0	0	12	13	729
	MUNICH	0	0	0	83	83	0	0	0	0	0	0	0	0	83
	PIRMASENS	33	0	0	1	34	0	1	0	0	0	0	1	44	79
	RAMSTEIN FRG	95	0	0	8,317	8,412	0	0	0	5	112	117	951	9,480	
	SCHWABACH	3	0	0	0	3	0	0	0	0	0	0	0	0	3
	SCHWEINFURT CONN BARRACKS	458	0	0	0	458	0	0	0	0	0	0	0	10	468
	SCHWEINFURT LEDWARD BARRACKS	462	0	0	0	462	0	0	0	0	0	0	0	85	547
	SCHWETZINGEN	0	0	0	0	0	0	0	0	0	0	0	0	34	34
	SCHWETZINGEN TOMPKIN BARRACKS	56	0	0	0	56	0	4	0	0	0	0	4	106	166
	SECKENHEIM	1	0	0	0	1	0	0	0	0	0	0	0	0	1
	SEMBACH FRG	727	11	0	7	745	0	8	0	0	0	0	8	84	837
	SPANGDAHLEM AB	4	0	0	3,437	3,441	0	0	0	0	0	24	24	188	3,653
	STUTTART GERMANY	368	16	35	321	740	0	52	0	0	0	0	52	411	1,203
	VAIHINGEN - PATCH BARRACKS	288	285	0	23	596	0	16	44	0	5	78	143	350	1,089
	VILSECK	5,210	0	0	75	5,285	0	0	0	0	0	0	0	379	5,664
	WIESBADEN GERMANY	1,893	0	0	64	1,957	0	65	0	0	0	0	65	806	2,828
	WORMS	0	0	0	0	0	0	0	0	0	0	0	0	2	2
	WUERZBERG	0	0	0	0	0	0	1	0	0	0	0	1	0	1
	OTHER	1,548	87	9	91	1,735	0	9	0	0	9	9	6,462	8,206	
GHANA	OTHER	4	0	0	0	4	0	0	0	0	0	0	0	0	4



State/Country	Base	Active Duty					Selected Reserve						Civilian Total	Grand Total		
		Army	Navy	Marine Corps	Air Force	Total	Army National Guard	Army Reserve	Navy Reserve	Marine Corps Reserve	Air National Guard	Air Force Reserve			Total	
GREECE	ATHENS AMT	0	0	0	2	2	0	0	0	0	0	0	0	0	0	2
	SOUDA BAY CRETE	0	319	0	19	338	0	0	0	0	0	0	0	0	53	391
	THESSALONIKI	0	0	0	1	1	0	0	0	0	0	0	0	0	0	1
	OTHER	8	5	0	0	13	0	0	0	0	0	0	0	0	6	19
GREENLAND	THULE AFB	0	0	0	140	140	0	0	0	0	0	0	0	0	2	142
GUAM	ANDERSON AFB GUAM	30	432	0	2,004	2,466	0	0	0	0	344	284	628	124	3,218	
	COMNAVMARIANAS GUAM	0	8	0	0	8	0	0	0	0	0	0	0	0	8	
	NAVAL HOSPITAL GUAM	0	552	0	0	552	0	0	0	0	0	0	0	101	653	
	OTHER	62	1,944	22	7	2,035	1,210	533	180	0	21	0	1,944	1,792	5,771	
GUATEMALA	OTHER	15	1	6	1	23	0	0	1	0	0	0	1	0	24	
GUINEA	OTHER	3	0	0	0	3	0	0	0	0	0	0	0	0	3	
HAITI	OTHER	0	0	7	0	7	0	0	0	0	0	0	0	0	7	
HONDURAS	OTHER	221	3	9	143	376	0	0	0	0	0	0	0	12	388	
HONG KONG	OTHER	2	8	0	3	13	0	0	0	0	0	0	0	0	13	
HUNGARY	OTHER	5	0	0	54	59	0	0	0	0	0	0	0	1	60	
ICELAND	KEFLAVIK ICELAND	0	1	0	0	1	0	0	0	0	0	0	0	0	1	
	OTHER	0	0	0	0	0	0	0	0	0	0	0	0	1	1	
INDIA	OTHER	5	0	1	1	7	0	0	0	0	0	0	0	0	7	
INDONESIA	OTHER	1	3	9	2	15	0	0	0	0	0	0	0	0	15	
IRAQ	OTHER	0	0	2	2	4	0	0	0	0	0	0	0	2	6	
IRELAND	OTHER	1	0	1	0	2	0	0	0	0	0	0	0	0	2	
ISRAEL	TEL AVIV	3	4	1	15	23	0	0	0	0	0	0	0	0	24	
	OTHER	5	0	1	0	6	0	0	0	0	0	0	0	8	14	
ITALY	AVIANO AB	4	0	0	3,434	3,438	0	0	0	0	0	35	35	154	3,627	
	CAMP DARBY LIVORNO	52	0	0	138	190	0	0	0	0	0	0	0	19	209	
	GAETA NAVAL SUPPORT ACTIVITY	7	222	0	3	232	0	0	0	3	0	0	0	1	233	
	NAPLES FMC	0	29	0	41	70	0	0	1	0	0	0	1	1	72	
	NAPLES NAVAL SUPP ACT	215	111	4	0	330	0	0	4	0	0	0	4	2	336	
	NAPLES U S NAVCAMSMED	0	281	0	0	281	0	0	10	0	0	0	10	19	310	
	NAS SIGONELLA SICILY	6	1,025	3	73	1,107	0	0	23	0	0	0	23	189	1,319	
	VICENZA ITALY	2,542	4	0	37	2,583	0	51	0	0	0	0	51	283	2,917	
OTHER	546	1,870	6	139	2,561	0	0	17	6	0	0	17	1,667	4,245		
JAMAICA	OTHER	0	0	6	0	6	0	0	0	0	0	0	0	0	6	
JAPAN	CAMP ZAMA TOKYO	745	0	0	71	816	0	67	0	0	0	67	559	1,442		
	FLEET ACTIVITIES SASEBO	0	2,232	4	2	2,238	0	0	1	0	0	0	1	74	2,313	
	IWAKUNI MCAS	2	186	598	1	787	0	0	0	0	0	0	0	119	906	
	KADENA AB	21	0	0	6,580	6,601	0	0	0	0	18	18	355	6,974		
	KADENA FLEET ACTIVITY	0	415	0	0	415	0	0	0	0	0	0	0	32	447	
	MAKIMINATO OKINAWA CP BUTLER	3	73	1,752	0	1,828	0	0	0	0	0	1	1	474	2,303	
	MISAWA AB	0	561	0	2,834	3,395	0	0	1	0	0	5	6	163	3,564	
	MUTUAL DEF ASST OFF TOKYO	16	10	0	0	26	0	0	0	0	0	0	0	8	34	
	NAVAL AIR FACILITY ATSUGI	0	831	8	3	842	0	0	3	0	0	0	3	144	989	
	NAVAL HOSPITAL OKINAWA	4	750	0	0	754	0	0	0	0	0	0	0	206	960	
	NSD YOKOSUKA JAPAN	1	5,353	114	1	5,469	0	0	9	0	0	0	9	936	6,414	
	OKINAWA TORII STATION	633	0	0	0	633	0	1	0	0	0	0	1	14	648	
	YOKOTA AB	37	38	10	2,887	2,972	0	24	0	0	0	42	66	296	3,334	
OTHER	881	8,212	11,805	9	20,907	0	0	49	6	0	0	55	3,555	24,517		
JORDAN	OTHER	13	0	0	7	20	0	0	0	0	0	0	1	21		
KAZAKHSTAN	OTHER	4	0	1	0	5	0	0	0	0	0	0	0	5		
KENYA	OTHER	14	1	11	8	34	0	0	0	0	0	0	1	35		

State/Country	Base	Active Duty					Selected Reserve						Civilian Total	Grand Total	
		Army	Navy	Marine Corps	Air Force	Total	Army National Guard	Army Reserve	Navy Reserve	Marine Corps Reserve	Air National Guard	Air Force Reserve			Total
KOREA (SOUTH)	BUPYEONG CAMP MARKET	177	0	0	0	177	0	0	0	0	0	0	0	0	177
	CAMP CASEY TONGDUCHON	5,315	0	0	0	5,315	0	0	0	0	0	0	0	26	5,341
	CAMP RED CLOUD UJONBU KORE	1,578	0	0	59	1,637	0	0	0	0	0	0	0	90	1,727
	CHINHAEE FLEET ACTIVITY	0	127	0	0	127	0	0	1	0	0	0	1	10	138
	KUNSAN AB	5	0	0	2,387	2,392	0	0	0	0	0	1	1	26	2,419
	OSAN KOREA	653	0	0	0	653	0	0	0	0	0	0	0	4	657
	OSAN AIR BASE	43	1	0	5,096	5,140	0	0	0	0	10	10	174	5,324	
	SEOUL KOREA	665	0	0	9	674	0	0	0	0	0	0	0	3	677
	TAEGU CAMP HENRY 19 SPT CMD	49	0	0	0	49	0	0	0	0	0	0	0	0	49
	WONGJU KANGWON-BO CAMP LONG	42	0	0	3	45	0	0	0	0	0	0	0	0	45
YONGSAN KOREA	4,175	193	109	238	4,715	0	172	5	0	0	12	189	957	5,861	
OTHER	9,144	7	76	115	9,342	0	1	0	0	0	20	21	1,919	11,282	
KOSOVO	OTHER	0	0	0	3	3	0	0	0	0	0	0	0	0	3
KUWAIT	KUWAIT CITY COMBAT SUPPORT	6	0	0	0	6	0	0	0	0	0	0	0	0	6
	OTHER	900	2	1	35	938	0	0	29	0	1	0	30	190	1,158
KYRGYZSTAN	OTHER	0	0	2	1	3	0	0	0	0	0	0	0	3	6
LAOS	OTHER	3	0	0	0	3	0	0	0	0	0	0	0	0	3
LATVIA	OTHER	0	0	1	0	1	0	0	0	0	0	0	0	0	1
LEBANON	OTHER	4	0	0	0	4	0	0	0	0	0	0	0	4	
LIBERIA	OTHER	1	0	4	0	5	0	0	0	0	0	0	0	5	
LIBYA	OTHER	2	0	14	0	16	0	0	0	0	0	0	0	16	
LITHUANIA	OTHER	0	2	0	0	2	0	0	0	0	0	0	0	2	
MACEDONIA	OTHER	2	0	0	2	4	0	0	0	0	0	0	0	4	
MADAGASCAR	OTHER	0	0	6	0	6	0	0	0	0	0	0	0	6	
MALAYSIA	OTHER	3	4	6	4	17	0	0	0	0	0	0	0	17	
MALI	OTHER	3	0	0	0	3	0	0	0	0	0	0	0	3	
MALTA	OTHER	0	2	0	0	2	0	0	0	0	0	0	0	2	
MARSHALL ISL	OTHER	17	0	0	0	17	0	0	0	0	0	0	38	55	
MAURITANIA	OTHER	0	0	0	2	2	0	0	0	0	0	0	0	2	
MEXICO	OTHER	8	2	11	0	21	0	0	0	0	0	0	0	21	
MISC INDIAN OCEAN ISLANDS	NSF DIEGO GARCIA	0	276	0	36	312	0	0	0	0	0	0	1	313	
MJ	OTHER	0	1	0	0	1	0	0	0	0	0	0	0	1	
MONGOLIA	OTHER	3	0	0	0	3	0	0	0	0	0	0	0	3	
MORROCCO	OTHER	2	3	7	6	18	0	0	0	0	0	0	1	19	
MOZAMBIQUE	OTHER	0	0	8	0	8	0	0	0	0	0	0	0	8	
NEPAL	OTHER	3	0	4	0	7	0	0	0	0	0	0	0	7	
NETHER ANTILLES	OTHER	0	0	0	4	4	0	0	0	0	0	0	1	5	
NETHERLANDS	SCHINNEN NETHERLANDS	33	12	2	43	90	0	0	0	0	0	0	29	119	
	SOESTERBERG NETHERLANDS	0	0	0	0	0	0	0	0	0	0	0	1	1	
	OTHER	97	5	3	154	259	0	0	0	0	0	0	136	395	
NEW ZEALAND	OTHER	1	1	6	1	9	0	0	0	0	0	0	2	11	
NICARAGUA	OTHER	6	0	7	1	14	0	0	0	0	0	0	0	14	
NIGER	OTHER	3	0	0	0	3	0	0	0	0	0	0	0	3	
NIGERIA	OTHER	2	0	0	0	2	0	0	0	0	0	0	0	2	
NORTH MARIANA ISLANDS	OTHER	1	0	1	0	2	0	0	0	0	0	0	1	3	
NORWAY	OSLO AMERICAN EMBASSY	1	5	3	6	15	0	0	0	0	0	0	0	15	
	STAVANGER	46	0	1	31	78	0	0	0	0	0	0	2	80	
	OTHER	1	0	1	0	2	0	0	0	0	0	0	0	2	
OMAN	OTHER	3	0	1	13	17	0	0	0	0	0	0	5	22	
PAKISTAN	OTHER	2	3	1	17	23	0	0	2	0	0	2	0	25	
PANAMA	ALBROOK AFS	12	0	0	0	12	0	0	0	0	0	0	1	13	
	US ARMY GARRISON - PANAMA	3	0	0	0	3	0	0	0	0	0	0	0	3	
	OTHER	0	0	7	0	7	0	0	0	0	0	0	0	7	
PAPUA NEW GUINEA	OTHER	0	0	1	0	1	0	0	0	0	0	0	0	1	
PARAGUAY	OTHER	3	0	6	1	10	0	0	0	0	0	0	0	10	

State/Country	Base	Active Duty					Selected Reserve						Civilian Total	Grand Total	
		Army	Navy	Marine Corps	Air Force	Total	Army National Guard	Army Reserve	Navy Reserve	Marine Corps Reserve	Air National Guard	Air Force Reserve			Total
PERU	OTHER	12	16	10	4	42	0	0	0	0	0	0	0	5	47
PHILIPPINES	OTHER	7	3	19	0	29	0	0	0	0	0	0	0	3	32
POLAND	OTHER	11	0	0	0	11	0	0	0	0	0	0	0	1	12
PORTUGAL	LISBON AMERICAN EMBASSY	0	0	0	4	4	0	0	0	0	0	0	0	0	4
	TERCEIRA AZORES	1	0	0	637	638	0	0	0	0	0	1	1	62	701
	OTHER	0	47	0	0	47	0	0	0	0	0	0	0	62	109
PUERTO RICO	AIR STATION BORINQUEN	0	0	0	0	0	0	523	0	0	172	0	695	0	695
	NAVAL STATION ROOSEVELT ROAD	0	0	0	0	0	0	0	1	0	0	0	1	0	1
	SAN JUAN FORT BUCHANAN	74	1	0	2	77	209	1,853	272	86	0	0	2,420	463	2,960
	SECTOR SAN JUAN	0	0	0	6	6	782	0	0	0	31	0	813	0	819
	OTHER	23	18	18	18	77	6,295	2,577	1	0	983	1	9,857	1,514	11,448
QATAR	OTHER	369	0	3	220	592	0	0	0	0	0	0	0	35	627
ROMANIA	OTHER	3	0	2	0	5	0	0	0	0	0	0	0	10	15
RUSSIA	OTHER	10	4	0	0	14	0	0	0	0	0	0	0	1	15
RWANDA	OTHER	0	0	7	0	7	0	0	0	0	0	0	0	0	7
SAUDI ARABIA	DHAHRAN DET 1 9 AIRPS	0	5	0	8	13	0	0	0	0	0	0	0	0	13
	DHAHRAN SAUDI ARABIA	0	0	0	0	0	0	0	0	0	0	0	0	2	2
	JIDDAH	0	2	0	11	13	0	0	0	0	0	0	0	0	13
	RIYADH SAUDI ARABIA	195	18	0	60	273	0	0	0	0	0	0	0	179	452
	OTHER	4	1	1	0	6	0	0	0	0	0	0	0	14	20
SENEGAL	OTHER	1	0	0	0	1	0	0	0	0	0	0	0	2	3
SEYCHELLES	OTHER	0	0	0	0	0	0	0	0	0	0	0	0	1	1
SINGAPORE	OTHER	9	119	18	13	159	0	0	1	0	0	0	1	50	210
SLOVIA	OTHER	1	0	1	3	5	0	0	0	0	0	0	0	0	5
SOMOLIA	OTHER	0	0	1	0	1	0	0	0	0	0	0	0	0	1
SOUTH AFRICA	OTHER	4	0	28	1	33	0	0	0	0	0	0	0	0	33
SPAIN	MADRID AMERICAN EMBASSY	0	6	1	35	42	0	0	0	0	0	0	0	0	42
	MORON AB	0	0	0	100	100	0	0	0	0	1	1	9	110	
	NAVAL STATION ROTA SPAIN	0	952	119	0	1,071	0	0	22	0	0	0	22	148	1,241
	ROTA NS	4	0	0	214	218	0	0	0	0	0	0	0	3	221
	OTHER	21	0	146	6	173	0	0	0	0	0	0	0	153	326
SRI LANKA	OTHER	0	0	1	0	1	0	0	0	0	0	0	0	0	1
SUDAN	OTHER	3	0	14	0	17	0	0	0	0	0	0	0	17	
SURINAME	OTHER	1	1	0	0	2	0	0	0	0	0	0	0	2	
SWEDEN	OTHER	1	0	0	0	1	0	0	0	0	0	0	0	1	
SWITZERLAND	OTHER	1	0	0	0	1	0	0	0	0	0	0	0	1	
SYRIA	OTHER	1	0	0	0	1	0	0	0	0	0	0	0	1	
TAIWAIN	OTHER	0	1	1	0	2	0	0	0	0	0	0	0	4	6
TAJIKISTAN	OTHER	0	0	1	0	1	0	0	0	0	0	0	0	1	
TANZANIA	OTHER	3	0	7	0	10	0	0	0	0	0	0	0	10	
THAILAND	OTHER	41	9	29	25	104	0	0	0	0	0	0	4	108	
TRINIDAD & TOBAGO	OTHER	0	1	6	0	7	0	0	0	0	0	0	0	7	
TUNISIA	OTHER	0	0	0	0	0	0	0	0	0	0	0	1	1	

State/Country	Base	Active Duty					Selected Reserve						Civilian Total	Grand Total	
		Army	Navy	Marine Corps	Air Force	Total	Army National Guard	Army Reserve	Navy Reserve	Marine Corps Reserve	Air National Guard	Air Force Reserve			Total
TURKEY	ANKARA AS	16	2	0	32	50	0	0	0	0	1	0	1	4	55
	INCURLIK AB ADANA TURKEY	4	0	0	1,279	1,283	0	0	0	0	1	1	93	1,377	
	IZMIR AS IZMIR TURKEY	70	0	1	56	127	0	0	0	0	0	0	4	131	
	PIRINCLIK AB	0	0	159	0	159	0	0	0	0	0	0	0	159	
	OTHER	5	4	1	0	10	0	0	0	0	0	0	135	145	
TURKMENISTAN	OTHER	0	0	0	1	1	0	0	0	0	0	0	0	1	
UGANDA	OTHER	4	0	6	0	10	0	0	0	0	0	0	0	10	
UKRAINE	OTHER	4	0	2	0	6	0	0	0	0	0	0	1	7	
UNITED ARAB EMIRATES	NSA BAHRAIN	22	4,031	267	19	4,339	0	0	1,248	0	0	0	1,248	146	5,733
	OTHER	7	10	0	93	110	0	0	4	0	0	4	9	123	
UNITED KINGDOM	ALCONBURY UK RAF MOLESWORTH	49	76	2	495	622	0	74	6	0	30	110	55	787	
	CROUGHTON RAF CROUGHTON	34	6	0	376	416	0	0	0	0	1	1	40	457	
	FAIRFORD RAF FAIRFORD	0	0	0	2	2	0	0	0	0	0	0	0	2	
	JMF ST MAWGAN UK	0	2	0	0	2	0	0	0	0	0	0	0	2	
	LAKENHEATH UK RAF	0	0	0	4,472	4,472	0	0	0	0	0	0	0	4,472	
	LONDON ENGLAND	11	41	5	30	87	0	0	0	1	0	0	1	18	106
	MENWITH HILL RAF	109	40	2	145	296	0	0	0	0	0	0	46	342	
	RAF MILDENHALL	5	3	0	3,212	3,220	0	0	0	0	23	23	159	3,402	
	US NAVAL ACTIVITIES LONDON	2	36	0	12	50	0	0	2	0	0	2	11	63	
	OTHER	52	60	7	104	223	0	0	1	0	1	17	19	1,074	1,316
URUGUAY	OTHER	3	1	8	2	14	0	0	0	0	0	0	0	14	
UZBEKISTAN	OTHER	1	0	0	0	1	0	0	0	0	0	0	0	1	
VENEZUELA	CARACAS AM EMBASSY VENZUELA	0	0	0	1	1	0	0	0	0	0	0	0	1	
	OTHER	0	0	8	0	8	0	0	0	0	0	0	0	8	
VIETNAM	OTHER	6	0	8	0	14	0	0	0	0	0	0	0	14	
VIRGIN ISLANDS	OTHER	0	1	2	0	3	781	21	0	2	71	873	137	1,013	
WAKE ISLAND	OTHER	0	0	0	5	5	0	0	0	0	0	0	0	5	
YEMEN	OTHER	5	0	1	0	6	0	0	0	0	0	0	0	6	
ZAIRE	OTHER	0	0	10	0	10	0	0	0	0	0	0	0	10	
ZAMBIA	OTHER	1	0	6	0	7	0	0	0	0	0	0	0	7	
ZIMBABWE	OTHER	2	0	6	0	8	0	0	0	0	0	0	0	8	
ZW_SHIPS AFLOAT	OTHER	49	0	142	1,090	1,281	0	1,364	600	402	1	4	2,371	246	3,898
TOTAL	TOTAL	527,557	319,838	195,848	326,573	1,369,816	357,735	198,209	62,444	39,501	105,708	70,913	834,510	745,229	2,949,555

## X. Acronyms

## ACRONYMS

<b>ACRONYM</b>	<b>DESCRIPTION</b>	<b>ACRONYM</b>	<b>DESCRIPTION</b>
AAA	Antiaircraft Artillery	ECS	Equipment Concentration Site
AAFES	Army and Air Force Exchange Service	EOD	Explosive Ordnance Disposal
AAP	Army Ammunition Plant	FH	Family Housing
AAOF	Army Aviation Operations Facilities	FLD	Field
AASF	Army Aviation Support Facilities	FISC	Fleet Industrial Supply Center
AB	Air Base	FMS	Field Maintenance Site
AEDC	Arnold Engineering Development Center	FWAATS	Fixed Wing Aviation ARNG Aviation Training Site
AF	Air Force	GL	Great Lakes
AFB	Air Force Base	GNNRY	Gunnery
AFRC	Armed Forces Reserve Center	HAATS	High-Altitude Army Aviation Training Site
AFS	Air Force Station	IAP	International Airport
AGS	Air Guard Station	ILSC	Integrated Logistics Support Center
ALF	Auxiliary Landing Field	ITC	Infantry Training Center
AMC	Army Medical Center	JFHQ	Joint Force Headquarters
AMSA	Area Maintenance Support Activity	JRB	Joint Reserve Base
ANG	Air National Guard	LIFOC	Lease in Furtherance of Conveyance
ANGB	Air National Guard Base	LTC	Lieutenant Colonel
ANGS	Air National Guard Station	LS	Landing Station
APT	Airport	LWTC	Large Wind Tunnel Center
ARB	Air Reserve Base	MAP	Municipal Airport
ARNG	Army National Guard	MARBKS	Marine Barracks
ARS	Air Reserve Station	MARDIV	Marine Division
AS	Air Station	MAW	Military Air Wing
ASW	Anti-Submarine Warfare	MD	Military Depot
AUTEC	Atlantic Undersea Test and Evaluation Center	MC	Marine Corps
AVCRAD	Aviation Classification Repair Activity Depot	MCAGCC	Marine Corps Air Ground Combat Center
BSR	Base Structure Report	MCAS	Marine Corps Air Station
COMFLEACT	Commander Fleet Activities	MCB	Marine Corps Base
CONUS	Continental United States	MCLB	Marine Corps Logistics Base
CS	Caretaker Status	MCRC	Marine Corps Reserve Center
CSM	Command Sergeant Major	MCRD	Marine Corps Recruit Depot
CSMS	Combined Support Maintenance Shop	MCSF	Marine Corps Support Facility
CSO	Caretaker Site Office	MCSPTACT	Marine Corps Support Activity
CTA	Combined Training Area	MG	Major General
CTC	Combined Training Center	MIL RES	Military Reservation
DFAS	Defense Finance and Accounting Service	MSA	Munitions Storage Area
DMDC	Defense Manpower Data Center	MTA	Military Training Area
DMNA	Division of Military and Naval Affairs	MTA-L	Major Training Area
DoD	Department of Defense	MTC	Materials Testing Center

## X. Acronyms

## ACRONYMS

<b>ACRONYM</b>	<b>DESCRIPTION</b>	<b>ACRONYM</b>	<b>DESCRIPTION</b>
MTCH	Maneuver Training Center - Heavy	NWS	Naval Weapons Station
MVSB	Motor Vehicle Storage Building	OCONUS	Outside of the Continental United States
MWTC	Mountain Warfare Training Center	OLF	Outlying Landing Field
NAF	Naval Air Facility	OMS	Organizational Maintenance Shop
NARL	Navy Arctic Research Laboratory	OSD	Office of the Secretary of Defense
NAS	Naval Air Station	OUSD (P&R)	Office of the Under Secretary of Defense, Personnel and Readiness
NATO	North Atlantic Treaty Organization	POL	Petroleum, Oils and Lubricants
NAVBASE	Naval Base	PPV	Public Private Venture
NAVFAC	Naval Facility	PRV	Plant Replacement Value
NAVPMOSSP	Naval Program Management Office, Strategic Systems Programs	PWC	Public Works Center
NAVHOSP	Naval Hospital	QM	Quartermaster
NAVPHIBASE	Naval Amphibious Base	RC	Reserve Center
NAVPRO	Naval Plant Representative Office	RCTA	Regional Counterdrug Training Academy
NAVSUBASE	Naval Submarine Base	RNG	Range
NAVSUPPDET	Naval Support Detachment Monterey	RPAD	Real Property Assets Database
NAWC-AD	Naval Air Warfare Center - Aircraft Division	RPCS	Real Property Classification System
NAWCADLKE	Naval Air Warfare Center Aircraft Division Lakehurst	RPI	Real Property Inventory
NAWS	Naval Air Weapons Station	RPSUID	Real Property Site Unique Identifier
NB	Naval Base	RRC	Regional Readiness Command
NDEPT	Department of the Navy	RTI	Regional Training Institute
NG	National Guard	SDA	South Depot Annex
NGB	National Guard Base	SFG	Special Forces Group
NF	Naval Facility	SMD	State Military Department
NFAC	National Full-scale Aerodynamics Complex	SMR	State Military Reservation
NMCRC	Navy-Marine Corps Reserve Center	SPAWAR	Space and Naval Warfare Systems Center
NMIC	National Maritime Intelligence Center	SPAWARSYSCEN	Space and Naval Warfare Systems Center
NNSY	Norfolk Naval Shipyard	SSC	Soldier Systems Center
NOLF	Navy Outlying Field	STARC	State Area Coordinators
NOSC	Navy Operational Support Center	STG	Storage
NOTU	Naval Ordnance Test Unit	TA	Training Area
NS	Naval Station	TAGO	Office of The Adjutant General
NSA	Navy Support Activity	TARDEC	Tank Automotive Research, Development and Engineering Center
NSGA	Naval Security Group Activity	TS	Training Site
NSWC	Naval Surface Warfare Center	USAR	US Army Reserve
NSY	Naval Shipyard	USARC	US Army Reserve Center
NTC	National Training Center	USPFO	United States Property and Fiscal Office
NTC	Naval Training Center	UTES	Unit Training Site
NUWC	Naval Underwater Warfare Center	UTTR	Utah Test and Training Range
NWIRP	Naval Weapons Industrial Reserve Plant	VLF	Very Low Frequency

**X. Acronyms**

**ACRONYMS**

<b>ACRONYM</b>	<b>DESCRIPTION</b>
VTS	Volunteer Training Site
WHS	Washington Headquarters Service